LOS ANGELES RAMS

KONICA MINOLTA

LOS ANGELES RAMS AT PITTSBURGH STEELERS
WEEK 10
SUNDAY, NOVEMBER 10, 2019
1:25 P.M. PST
HEINZ FIELD
PITTSBURGH, PA.

THE LOS ANGELES RAMS CONTINUE ROAD STREAK FOLLOWING THE BYE AT PITTSBURGH STEELERS

2019 SCHEDULE

REGULAR SEASON (5-3)

Sept. 8	at Carolina Panthers	10:00 a.m.	W, 30-27
Sept. 15	**New Orleans Saints**	**1:25 p.m.**	**W, 27-9**
Sept. 22	at Cleveland Browns	5:20 p.m. (SNF)	W, 20-13
Sept. 29	**Tampa Bay Buccaneers**	**1:05 p.m.**	**L, 55-40**
Oct. 3	at Seattle Seahawks	5:20 p.m. (Thur.)	L, 30-29
Oct. 13	**San Francisco 49ers**	**1:05 p.m.**	**L, 20-7**
Oct. 20	at Atlanta Falcons	10:00 a.m.	W, 37-10
Oct. 27	Cincinnati Bengals (London)	10:00 a.m.	W, 24-10
	BYE WEEK		
Nov. 10	at Pittsburgh Steelers	1:25 p.m.	FOX
Nov. 17	**Chicago Bears**	**5:20 p.m. (SNF)**	**NBC**
Nov. 25	**Baltimore Ravens**	**5:15 p.m. (Mon.)**	**ESPN**
Dec. 1	at Arizona Cardinals	1:05 p.m.	FOX
Dec. 8	**Seattle Seahawks**	**5:20 p.m. (SNF)**	**NBC**
Dec. 15	at Dallas Cowboys	1:25 p.m.	FOX
TBD	at San Francisco 49ers	TBD	TBD
Dec. 29	**Arizona Cardinals**	**1:25 p.m.**	**FOX**

For information on tickets, please visit:
www.therams.com/tickets

RAMS COMMUNICATIONS

Visit the Rams Media Information Portal

for weekly releases, media guide, access to the Rams media credential system and other pertinent media information at

www.therams.com/media

MEET OUR STAFF

ARTIS TWYMAN
ATwyman@Rams.NFL.com

TIFFANY WHITE
TWhite@Rams.NFL.com

TRAVIS LANGER
TLanger@Rams.NFL.com

JOANNA HUNTER
JHunter@Rams.NFL.com

CHASE ISAACS
CIsaacs@Rams.NFL.com

KONICA MINOLTA KONICA MINOLTA

2019 NFC WEST STANDINGS

Team	W	L	T	Pct.	PF	PA	Conf.	Div.
San Francisco	8	0	0	1.000	235	102	5-0	2-0
Seattle	7	2	0	.778	248	230	4-1	2-0
Los Angeles	**5**	**3**	**0**	**.625**	**214**	**174**	**3-3**	**0-2**
Arizona	3	4	1	.389	195	251	2-4-1	0-2

RAMS EMBARK ON FINAL TRIP TO EASTERN TIME

Rams WR Cooper Kupp

Los Angeles, Calif. - The Los Angeles Rams (5-3) will play their fifth and final game of the 2019 regular season in Eastern Time or farther as they face the Pittsburgh Steelers (4-4) in a Week 10 contest.

The Rams posted a two-game winning streak heading into the team's bye week, including a 37-10 win over the Falcons at Mercedes-Benz Stadium in Atlanta and Head Coach Sean McVay's 10th win over an AFC opponent when the Rams traveled across the pond to host the Cincinnati Bengals at Wembley Stadium in London.

WR Cooper Kupp posted a career-high 220 yards receiving on seven catches (31.4 yards/reception) with one touchdown. The 220 yards is the second highest receiving output of any pass catcher this season and the most ever in an international game. Kupp, who had reconstructive knee surgery less than a year ago, currently ranks third in the NFL with 792 receiving yards.

OLB Dante Fowler Jr. has posted 4.5 sacks in the team's last two games and leads the Rams with 6.5 sacks through Week 9. L.A. has three defenders with at least 5.0 sacks, including Fowler, LB Clay Matthews (6.0) and DT Aaron Donald. The Rams have 23.0 sacks on the season, including 10.0 in their previous two games.

Following this week's road trip, the Rams will return to Los Angeles Memorial Coliseum for the team's only consecutive home games this season, as the team hosts the Chicago Bears on Sunday Night Football in Week 11 and welcomes the Baltimore Ravens on Monday Night Football Week 12.

RAMS BROADCAST INFORMATION

TELEVISION:
FOX Sports
Play-By-Play: Chris Myers
Color Analyst: Daryl Johnston
Sideline Reporter: Laura Okmin

RADIO:
ESPN 710 AM
Play-By-Play: J.B. Long
Color Analyst: Maurice Jones-Drew
Sideline Reporter: D'Marco Farr

SPANISH RADIO:
Tu Liga Radio, 1330 AM
Play-By-Play: Troy Santiago
Color Analyst: Ricardo Lopez

NATIONAL RADIO:
ESPN Radio
Play-By-Play: Adam Amin
Color Analyst: Jack Del Rio
Sideline Reporter: Dianna Russini

RAMdom FACT

Through his first 40 games leading the Rams, Head Coach Sean McVay has posted a perfect 10-0 record in regular season action against AFC opponents. L.A. averages 32.2 points per game in the 10 out of conference contests and has an average margin of victory of 13.6 points.

RAMS AT STEELERS WEEK 10

CONNECTIONS

College Connections:

• Rams C **Brian Allen** and Steelers CB **Justin Layne** were teammates at Michigan State from 2016-2017.
• Rams WR **Brandin Cooks** played at Oregon State with Steelers CB **Steven Nelson** from 2013-2014.
• Rams DT **Aaron Donald** and Steelers RB **James Conner** were teammates at Pittsburgh in 2013.
• A trio of former Wisconsin Badgers will reunite on Sunday. Rams OL **David Edwards** and T **Rob Havenstein** both played with Steelers LB **T.J. Watt**. **Edwards** and **Watt** were teammates from 2015-2016, while **Havenstein** and **Watt** played together in 2013-2014.
• Rams RB **John Kelly** played collegiately at Tennessee with Steelers CB **Cameron Sutton** from 2015-2016.
• Rams DB **David Long Jr.** played on the same Michigan defense as Steelers LB **Devin Bush** from 2016-2018. **Long** also played with Steelers TE **Zach Gentry** from 2016-2018.
• Rams LS **Jake McQuaide** and Steelers DT **Cameron Heyward** played at Ohio State from 2007-2010.
• Rams WR **JoJo Natson** played at Akron with Steelers LB **Ulysees Gilbert III** from 2015-2016.
• Rams LB **Travin Howard** and Steelers C **Patrick Morris** were teammates at TCU from 2014-2017.
• Rams WR **Robert Woods** and CB **Nickell Robey-Coleman** both played at USC with Steelers OT **Zach Banner** in 2010.
• Rams S **Nick Scott** was teammates with Steelers S **Marcus Allen** at Penn State from 2014-2017.

Former Rams:

• Steelers LB **Mark Barron** played for the Rams from 2014-2018, appearing in 67 games while making 56 starts.
• Steelers Wide Receivers Coach **Ray Sherman** held the same position for the Rams from 2012-2015.
• Steelers Conditioning Coordinator **Garrett Giemont** was the Training Assistant for the Rams from 1970-1977, Assistant Trainer (1978-1982), Strength and Conditioning Trainer (1983-1989) and Strength and Conditioning Coach (1990-1991).

Pennsylvania Connections:

• Rams DT **Aaron Donald** is a Pittsburgh native and played collegiately at the University of Pittsburgh.
• Rams DT **Sebastian Joseph-Day** is a Stroudsburg, Pennsylvania native and attended Stroudsburg High School.

Coach-Player Connections:

• Rams LB **Kenny Young** played at UCLA from 2014-2016 when Steelers Assistant Offensive Line Coach **Adrian Klemm** was the Associate Head Coach/Run Game Coordinator/Offensive Line for the Bruins. Additionally, from 2015-2016 Steelers Defensive Backs Coach **Tom Bradley** was the defensive coordinator for the Bruins.

Coaching Connections:

• From 2010-2012, Rams Head Coach **Sean McVay** held multiple roles with the Washington Redskins while Steelers Special Teams Coordinator **Danny Smith** held the same position in Washington.
• From 2001-2005, Steelers Head Coach **Mike Tomlin** was the Defensive Backs Coach for the Buccaneers when Rams Assistant Head Coach/Linebackers/Front Coordinator **Joe Barry** was the linebackers coach in Tampa. Also, during this time, Rams Run Game Coordinator **Aaron Kromer** was the offensive line coach/senior assistant coach – a position he took over in 2005.
• From 2007-2010, **Phillips** was the Head Coach for the Dallas Cowboys when Steelers Interim Wide Receivers Coach **Ray Sherman** held the same position in Dallas. Also during this time, Rams Tight Ends Coach **Wes Phillips** was the offensive assistant coach/quality control coach and Rams Running Backs Coach **Skip Peete** held the same position.
• Rams Director of Strength Training and Performance **Ted Rath** was the strength and conditioning assistant coach for the Lions from 2014-2015 when Steelers Senior Defensive Assistant/Secondary **Teryl Austin** was the defensive coordinator in Detroit.
• Rams Assistant to the Head Coach **Billy Nayes** was the football operations coordinator/team travel for the Seahawks from 2003-2006 when **Austin** was the defensive backs coach in Seattle.
• Rams Run Game Coordinator **Aaron Kromer** was the offensive line coach for the Bills in 2015 when Steelers Defensive Line Coach **Karl Dunbar** was the held the same position in Buffalo.
• From 2003-2005, Steelers Conditioning Coordinator **Garrett Giemont** held the same position in Tampa when multiple Rams coaches served on the staff. **Aaron Kromer** was a senior assistant coach (2005) and **Joe Barry** was the linebackers coach (2003-2005).
• **Peete** held the same position from 1998-1999 for the Raiders when **Giemont** was the strength and conditioning coordinator in Oakland.

RAMS-STEELERS SERIES HISTORY

Record vs. Steelers (including postseason)	Rams, 15-9-2
Series points	Rams - 506, Steelers - 479
Last regular season game	Steelers, 12-6, 9/27/2015
Rams largest winning margin	41, 48-7, 9/29/1947
Steelers largest winning margin	36, 42-6, 11/3/1996
Current series streak	Steelers, three games
Rams longest win streak	six games, 1961-1978
Steelers longest win streak	three games, twice
Most points, Rams	48, 48-7, 9/29/1947
Most points, Steelers	42, 42-6, 11/3/1996
Most points, both teams	65, Steelers 41-24, 10/20/2007
Fewest points, Rams	0, twice
Fewest points, Steelers	0, Rams, 27-0, 9/12/1993
Fewest points, both teams	14, 7-7, 11/13/1949

NFL 100 HISTORY LESSON

QB Marc Bulger passed for 375 yards and a touchdown in his Pittsburgh homecoming and third-string running back Arlen Harris ran for three touchdowns in his first NFL start, leading the Rams past the Steelers 33-21 on Oct. 26, 2003.

Rams RB Arlen Harris rushes into the end zone for his 2nd touchdown of the game.

Bulger, who played at the same high school that produced Dan Marino, shook off a steady, chilly rain and the hoopla surrounding the 1,000th game in Steelers history. He set the tone early in the first quarter, hitting WR Torry Holt, the league's receiving leader at the time, in stride for 48 yards. Holt caught a 36-yard touchdown pass three plays later, and the Rams were up 7-0 almost before the former Steelers stars recognized before the game had left the sideline.

Despite the Rams' advantages in almost every statistic - including doubling Pittsburgh's time of possession and Bulger outpassing Maddox 375-159 - the Rams twice settled for field goals after driving to first downs inside the Pittsburgh 5.

The win marked the most recent Rams win in the series against Pittsburgh.

RAMS AT STEELERS WEEK 10

RAMS REGULAR SEASON PERFORMANCES AGAINST THE STEELERS

S Eric Weddle	10 GP	59 total tackles	38 solo tackles	6 passes defensed	1 interception
CB Jalen Ramsey	2 GP	15 total tackles	15 solo tackles	7 passes defensed	3 interceptions
OLB Dante Fowler Jr.	1 GP	1 tackle	1 solo tackle.	1 tackle for loss	1.0 sack
DT Aaron Donald	1 GP	4 tackles	3 solo tackles.	3 tackles for loss	1.0 sack

TALE OF THE TAPE

Rams (NFL Rank)		Steelers (NFL Rank)
26.8 (8)	**Points Per Game**	22.0 (17)
384.5 (10)	**Total Offense**	290.8 (28)
97.3 (20)	**Rush Offense**	88.4 (26)
287.3 (5)	**Pass Offense**	202.4 (27)
28:43 (23t)	**Time Of Possession Average**	28:26 (26)
21.8 (15)	**Opponent Points Per Game**	21.1 (13)
338.3 (12)	**Total Defense**	335.5 (11)
96.9 (10)	**Rush Defense**	107.5(16)
241.4 (19)	**Pass Defense**	228.0 (10)
23.0/155 (12t)	**Sacks Made/Yards**	29.0/195 (5)
6 (15t)	**Interceptions**	11 (3)
0 (17)	**Turnover Differential**	+11 (2)
9.3 (6)	**Punt Return Average**	5.1 (28)
22.0 (18)	**Kickoff Return Average**	18.3 (30)
8 (31t)	**Punts Inside the 20**	10 (27t)
80.0 (14t)	**Field Goal Percentage**	94.4 (5)

BY THE NUMBERS

6

Following his 372-yard passing output in a Week 8 win over the Bengals, QB Jared Goff moved into **6**th on L.A.'s All-Time Passing leaderboard. The gunslinger has now thrown for 11,948 yards in his career and is now trailing Hall of Famer Kurt Warner (14,447) for fifth on the all-time list.

15

The Rams hold the advantage in the all-time series against Pittsburgh, winning **15** of the 26 meetings between the two organizations. L.A.'s most dominant period came from 1961-1978 when the franchise won six-consecutive meetings against the Steelers.

220

In L.A.'s last game – a Week 8 win over the Bengals in London – WR Cooper Kupp tallied **220** receiving yards in the game. The total was the most in an international game in NFL history and Kupp became just the third wide receiver in the entire league to rack up over 200 receiving yards in a game this season.

RAMS 2019 LEADERS

Passing	**Comp/Att.**	**Yards**	**TDs**	**INTs**	**Rtg.**
Jared Goff	192/314	2,367	11	7	86.9
Rushing	**Att.**	**Yards**	**Avg.**	**Long**	**TDs**
Todd Gurley II	92	355	3.9	25	6
Receptions	**Rec.**	**Yards**	**Avg.**	**Long**	**TDs**
Cooper Kupp	58	792	13.7	66	5
Receiving Yards	**Yards**	**Rec.**	**Avg.**	**Long**	**TDs**
Cooper Kupp	792	58	13.7	66	5
Tackles	**Total**	**Solo**	**Asst.**		
Cory Littleton	66	39	27		
Sacks	**No.**	**Yards**			
Dante Fowler Jr.	6.5	52.5			
Interceptions	**No.**	**Yards**	**Avg.**	**Long**	**TD**
Three players	2	-	-	-	-
Punting	**No./Yards**	**Avg.**	**Net Avg.**	**In20**	**Long**
Johnny Hekker	26/1,202	46.2	41.0	8	71
Kicking	**FGM**	**FGA**	**FG Pct.**	**Long**	**Points**
Greg Zuerlein	16	20	80.0	58	70
Punt Returns	**Ret/FC**	**Yards**	**Avg.**	**Long**	**TDs**
JoJo Natson	12/9	118	9.8	35	0
Kickoff Returns	**Ret.**	**Yards**	**Avg.**	**Long**	**TDs**
JoJo Natson	5	110	22.0	27	0

STEELERS 2019 SEASON LEADERS

Passing	**Comp/Att.**	**Yards**	**TDs**	**INTs**	**Rtg.**
Mason Rudolph	109/165	1,088	10	4	94.7
Rushing	**Att.**	**Yards**	**Avg.**	**Long**	**TDs**
James Conner	97	380	3.9	25	4
Receptions	**Rec.**	**Yards**	**Avg.**	**Long**	**TDs**
JuJu Smith-Schuster	33	459	13.9	76t	3
Receiving Yards	**Yards**	**Rec.**	**Avg.**	**Long**	**TDs**
JuJu Smith-Schuster	459	33	13.9	76t	3
Tackles	**Total**	**Solo**	**Asst.**		
Devin Bush	66	42	24		
Sacks	**No.**	**Yards**			
T.J. Watt	7.5	54.0			
Interceptions	**No.**	**Yards**	**Avg.**	**Long**	**TD**
Minkah Fitzpatrick	4	116	29.0	96t	1
Punting	**No./Yards**	**Avg.**	**Net Avg.**	**In20**	**Long**
Jordan Berry	30/1,413	47.1	41.0	10	62
Kicking	**FGM**	**FGA**	**FG Pct.**	**Long**	**Points**
Chris Boswell	17	18	94.4	51	68
Punt Returns	**Ret/FC**	**Yards**	**Avg.**	**Long**	**TDs**
Ryan Switzer	7/9	30	4.3	13	0
Kickoff Returns	**Ret.**	**Yards**	**Avg.**	**Long**	**TDs**
Ryan Switzer	8	146	18.3	26	0

WHAT TO WATCH FOR

- QB **Jared Goff** is 36 completions away for 1,000 in his career.
- RB **Todd Gurley II** is five points away from passing Steven Jackson (388) for 11th on L.A.'s all-time scoring list. He's also eight points away from passing Josh Brown (391) for 10th on the all-time scoring list.
- **Gurley** is 98 rushing yards away from 5,000 in his career and 36 receiving yards from 2,000 in his career.
- **Gurley** is six receptions away from passing Ricky Proehl (207) and moving into 11th on L.A.'s all-time receptions leaderboard.
- **Gurley** is also seven receiving yards away from passing Les Josephson (1,970) and moving into the top-25 of L.A.'s all-time receiving yards list.
- WR **Robert Woods** is 78 yards away from reaching 5,000 receiving yards and is two touchdowns away from 25 in his career.
- **Woods** is 120 yards away from passing Ricky Proehl (2,590) and moving into 16th on L.A.'s all-time receiving yards leaderboard.
- WR **Cooper Kupp** is 160 receiving yards away from passing Ron Jessie (2,386) and moving into 19th on L.A.'s all-time receiving yards list.
- TE **Tyler Higbee** is 158 receiving yards away from 1,000 in his career.
- S **Eric Weddle** is one interception away from 30 in his career.
- **Weddle** is 0.5 sacks away from eclipsing 10.0 sacks in his career.
- CB **Jalen Ramsey** is one interception away from 10 in his career.
- **Ramsey** is also one interception return yard away from 100 in his career.
- DL **Michael Brockers** is 1.0 sacks away from tying Doug Reed (22.5) for 16th on the Rams all-time sacks leaderboard.
- DT **Aaron Donald** is 8.0 sacks away from tying Kevin Greene (72.5) for second on L.A.'s all-time sacks leaderboard.
- OLB **Samson Ebukam** is three tackles away from 100 in his career.

COACHES' CORNER

On January 12, 2017, Los Angeles Rams Owner/Chairman E. Stanley Kroenke named Sean McVay the 23rd full-time head coach in franchise history. McVay became the youngest coach in modern NFL history.

In McVay's second season guiding the Rams, the 32-year-old leader turned in one of the best seasons in franchise history. The Rams posted a 13-3 record, which tied for the second-best record in franchise history, won a pair of playoff games and advanced to the Rams fourth Super Bowl appearance days after his 33rd birthday, becoming the youngest NFL head coach to ever help his team to a Super Bowl.

The 2018 Los Angeles Rams built on the successful foundation McVay and company laid in their first season in 2017. With the guidance of McVay, the Rams' passing attack finished among the top-10 in passing yards per attempt (8.33, 4th), passing yards per game (295.6, 5th) and touchdowns (32, tied for 8th). Third-year QB Jared Goff set career-bests across the stat sheet, amassing 4,688 passing yards, the second-best single-season output in Rams history.

In the run game, RB Todd Gurley II followed up an MVP caliber 2017 season with an equally impressive 2018 campaign in which he led the NFL in touchdowns (21) and points scored amongst non-kickers (132) for the second-consecutive year. His 17 rushing touchdowns were a career-high and the second-most single season rushing scores in Rams history.

The Rams are the league's top-scoring team (1,005) since the start of the 2017 season and are the only team in the NFL to have scored over 1,000 points in the two-year span.

L.A. added star power to its defensive unit following the 2017 season. The Rams played stout defensive football down the stretch, securing a first-round bye in the 2018 playoffs. The Rams held the Patriots offensive attack to only 13 points in Super Bowl LIII. The defense was led by DT Aaron Donald, who posted a franchise-best 20.5 sacks, the most ever by a defensive tackle. Donald recorded 183.5 sack yards, the most ever by a defender in a single season. As a unit, the Rams ranked sixth with 1.6 takeaways per game.

The Rams special teams unit continued to flourish during the 2018 season, highlighted by LB Cory Littleton earning his first-career Pro Bowl nod. Littleton blocked a pair of punts during the 2018 season. K Greg Zuerlein converted on a 57-yard game winning field goal in overtime of the NFC Championship game to send the Rams to the Super Bowl. The 57-yarder marked the longest game-winning kick in playoff history.

In his first season guiding the Rams, McVay completed one of the greatest offensive turnarounds in NFL history. He helped the Rams move from the 32nd-ranked scoring offense in 2016 to the league's top-scoring team in 2017, marking the first time in league history a team has gone from last to first in scoring. The first-year head coach led the Rams to an 11-5 record and their first NFC West title since the 2003 season, earning the team's first playoff berth since 2004.

Following his first season in L.A., McVay was named The Associated Press Coach of the Year, becoming the youngest head coach to ever win the award. RB Todd Gurley II brought home Offensive Player of the Year honors, while DT Aaron Donald was named the Defensive Player of the Year, marking the first time in the 45 year history of the awards there was a sweep of three of the league's top awards. The Rams placed eight players in the 2018 Pro Bowl, the most in a single season by the franchise since the 1999 campaign.

Under McVay's guidance in 2017, second-year QB Jared Goff flourished, earning his first Pro Bowl appearance. Goff completed 296-of-477 (62.1 percent) of his passes for 3,804 yards with 28 touchdowns and seven interceptions posting a 100.5 QB rating on the season. Gurley led the league in scrimmage yards finishing the year with 2,093 yards, including 1,305 rushing yards and 788 receiving yards. Additionally, Gurley was the league's highest scoring non-kicker posting 19 total touchdowns on the season.

The Rams defense posted the fourth-most sacks (48.0), tied for sixth in interceptions (18) and finished the 2017 campaign fifth in total takeaways with 28 on the season. The 28 takeaways directly resulted in 126 points for L.A., the second-best total in the NFL.

In his first season as head coach, the Rams special teams unit played an integral part in the team's success and was rewarded with a total of four special teamers being named to the Pro Bowl. The L.A. special teams unit was a top-10 finisher in 18 of the 22 statistical categories in the 2017 special-teams rankings.

Before joining the Rams, McVay completed his third season as the Redskins' offensive coordinator in 2016 after initially being promoted to the position on January 15, 2014. Prior to his promotion during the 2014 offseason, McVay spent three seasons as the team's tight ends coach (2011-13) and one as an offensive assistant (2010).

McVay served as an offensive assistant to the Redskins in 2010 in addition to working with the tight ends during the final four weeks of the season following coach Jon Embree's departure. The Redskins offense ranked eighth in the NFL in passing yards per game (244.6) and tight end Chris Cooley ranked second among NFL tight ends in receptions (77) and third in receiving yards (849).

McVay joined the Redskins prior to the 2010 season after an undefeated regular season with the Florida Tuskers of the United Football League (UFL). The Tuskers finished a perfect 6-0 before losing in the UFL's inaugural championship game.

During his time in Tampa Bay, McVay worked closely with wide receiver Antonio Bryant, who recorded career highs in receptions (83), receiving yards (1,248), and touchdowns (seven), en route to winning The Sporting News Comeback Player of the Year Award.

Following his second season as an NFL head coach, McVay ranked 17th on Fortune Magazine's World's Greatest Leaders Top-50 List. McVay is joined on the list by the likes of Bill Gates and Jacinda Ardern, the Prime Minister of New Zeland. The complete rankings are found in the May 2019 issue of Fortune.

McVay graduated from Miami University (Ohio) where he played wide receiver from 2004-07, earning Miami's Scholar- Athlete Award in 2007. His grandfather, John, served in various roles – including vice president/director of football operations from 1983-94 – for the San Francisco 49ers from 1979-95, overseeing five Super Bowl championship squads and earning induction into the 49ers Hall of Fame in 2013.

Mike Tomlin was named the 16th head coach in Pittsburgh Steelers history on January 22, 2007. Hired at the age of 34, Tomlin became only the third head coach hired by the Steelers since 1969.

In his 12 seasons as head coach for the Pittsburgh Steelers, Tomlin accomplished many things that have never been done in the team's storied history. A franchise known for stability at the head coaching position, Tomlin ranks among the League's longest-tenured head coaches following the 2018 season.

Tomlin became the youngest head coach in NFL history to both coach in and win a Super Bowl when he led the Steelers to a 27-23 victory over the Arizona Cardinals in Super Bowl XLIII (36 years, 323 days). By winning the Super Bowl in only his second season as a head coach, he also became the fastest to win a Super Bowl title in Steelers history.

In his 12 years as head coach of the Steelers, Tomlin has led Pittsburgh to six AFC North titles, most recently in 2017, and has guided the Steelers to the playoffs eight times, including two trips to the Super Bowl (XLIII and XLV). Tomlin has won at least five home games in each of his first 12 years, including five at Heinz Field in 2018.

Tomlin has sent a total of 56 selections to the NFL's annual Pro Bowl, including the six players who received Pro Bowl honors for the 2018 season. Additionally, Tomlin was appointed by Commissioner Roger Goodell to the NFL's Competition Committee in March 2013.

Tomlin is one of only eight coaches in League history to win a Super Bowl within his first two seasons as an NFL head coach. He is the only head coach in Steelers history to lead the team to two Super Bowls in his first four seasons at the helm, including an appearance against the Green Bay Packers in Super Bowl XLV. He is one of only two Steelers head coaches to win three division titles in his first four seasons.

Tomlin has led Pittsburgh to a 125-66-1 record in the regular season since becoming the team's head coach in 2007 - the second-best record in the NFL during that time span. His 125-66-1 regular-season record (.654) is the best start in franchise history. Tomlin reached 125 career wins in the fewest games (192) in team history, tying him with Bud Grant for the fifth-fewest games by an NFL head coach to secure 125 regular season wins. He is the third head coach in NFL history with 125 or more regular-season wins in their first 12 seasons as a head coach, joining Don Shula: 128 and Tony Dungy: 127.

Over the past five seasons (2013-18), Tomlin has led the team to a 22-6 record in the month of December/January.

Tomlin is very active in the community and was recognized, along with his wife Kiya, in February 2013, by the Chuck Cooper Foundation with the Career Achievement in Leadership Diversity and Community Service Award. Tomlin also participates in the annual ManUp Pittsburgh conference which encourages local men to be better fathers and role models.

Tomlin led the Steelers to a record of 9-6-1 in 2018, becoming one of five head coaches in NFL history to begin a head coaching tenure with 12 consecutive non-losing seasons. With a Week 5 win against Atlanta, he and quarterback Ben Roethlisberger broke a tie with Chuck Noll and Terry Bradshaw for the most wins by a head coach-quarterback tandem in franchise history. The duo's 115 regular-season wins are the fourth-most by a head coach-quarterback pairing in NFL history.

Tomlin was the NFL's second-youngest head coach in 2007, and he became only the second Steelers coach in team history to win at least 10 games during his first year at the helm. The Steelers posted a 7-1 record at home in 2007 and were 5-1 in the AFC North (3-0 at home).

Tomlin spent the 2006 season as the Minnesota Vikings' defensive coordinator. That season, the Vikings ranked eighth in the NFL in total defense and first against the run while not allowing a 100-yard rusher the entire season.

Tomlin was the defensive backs coach with the Tampa Bay Buccaneers from 2001-05. In 2002, Tomlin guided one of the most productive defensive backfields in the NFL, culminating with its performance in Super Bowl XXXVII. The secondary recorded four of the team's five interceptions, returning two for touchdowns, to help Tampa Bay capture the franchise's first Super Bowl title.

Before joining Tampa Bay's staff, Tomlin served two seasons as the defensive backs coach at the University of Cincinnati (1999-00). He took over a secondary that ranked 111th in the nation in pass defense in 1998 and helped them improve to 61st overall in his first season. Under Tomlin's direction in 2000, the Bearcats ranked eighth in the nation in interceptions as well as fourth nationally in total turnovers.

Prior to joining the Cincinnati staff, Tomlin had a short stint on the coaching staff at Tennessee-Martin and then spent two seasons at Arkansas State, coaching wide receivers in 1997 before switching to defensive backs in 1998.

Tomlin spent the 1996 season as a graduate assistant at the University of Memphis, where he worked with the Tiger defensive backs and special teams units. He began his coaching career in 1995 as wide receivers coach at Virginia Military Institute.

Tomlin was a three-year starter at wide receiver at William & Mary (1990-94) and finished his career with 101 receptions for 2,054 yards and 20 touchdown catches. A first-team All-Yankee Conference selection in 1994, he established a school record with a 20.2 yards-per-catch average.

COORDINATORS' CORNER

RUN AND PASS GAME COORDINATORS

Aaron Kromer, Run Game Coordinator: Aaron Kromer is in his third season with the Los Angeles Rams, his second season serving as the team's run game coordinator. His philosophy of cross-training offensive linemen to play multiple positions has paid dividends in 2019 after fielding a line that saw continuity in 2017 and 2018. During the 2018 campaign, the offensive front kept the same five starters for all 16 regular season games, catapulting QB Jared Goff to a career-year and a rushing attack that finished in the top-three in touchdowns (2nd), rushing first downs (tied-2nd) and rush yards per game (3rd).

In 2017, with the help of Kromer and the offensive coaching staff, the Rams improved from the 32nd ranked scoring team in 2016 to the league's top-scoring team in 2017.

A veteran of more than 18 years as an offensive line coach, Kromer came to Los Angeles prior to the 2017 season after serving the previous two seasons in the same capacity with the Buffalo Bills. In his 19 years as an NFL offensive line coach or coordinator, Kromer has helped 16 players earn a total of 23 Pro Bowl appearances.

Shane Waldron, Pass Game Coordinator: Waldron is entering his sixth NFL season, third with the Los Angeles Rams, second season serving as the team's passing game coordinator and first season as quarterbacks coach.

In 2019, Waldron has helped QB Jared Goff throw for 1,995 yards with nine touchdowns. From Weeks 4-5, Goff threw for a combined total of 912 yards, becoming just the fifth quarterback since 1950 to tally more than 900 combined passing yards in a two-game stretch. Goff's 912-yard total is the fourth-highest since the 1950 season.

Under Waldron's guidance in 2017, the tight end duo of Tyler Higbee and Gerald Everett combined for 539 yards, three touchdowns and averaged 13.1 yards per reception. Everett recorded a 69-yard reception in his second game as a professional which tied for the second-longest reception by a tight end during the 2017 season.

Previously, Waldron served as the Washington Redskins offensive quality control coach for the 2016 season. That season, Washington's offense broke the franchise record for total net yards in a single season (6,454), surpassing the previous team record set in 1989.

FASSEL'S FLYERS

The Rams have developed a reputation for delivering the unexpected in the kicking game, and special teams coordinator John Fassel is at the helm of the trickery that has helped the Rams become one of the NFL's best when it comes to special teams.



Special Teams Coordinator John Fassel

Fassel is in his eighth season leading the Rams specialists in 2019. In his time, consistent play from the long snapper, kicker and punter positions has helped L.A. post one of the most consistent special teams units in the NFL.

K Greg Zuerlein moved into second place in franchise history with 792 career points in a 2019 Week 4 loss to Tampa Bay. Zuerlein has scored 823 points in his NFL career.

Since entering the league in 2012, P Johnny Hekker leads the league in net punting average (43.4). Hekker and the punt team have held opposing returns to a 6.6 yard average punt return, the best of any kicker from 2012 through Week 9 of the 2019 season.

WR JoJo Natson joined the team in 2018, primarily serving as a return specialist. Since joining the team, Natson ranks seventh amongst all punt returners with a 10.5 yards per punt return average.

PHILLIPS' PHILOSOPHIES

Wade Phillips, who is in his 50th year of coaching, enters his third season with the Rams as defensive coordinator on Head Coach Sean McVay's staff.

Defensive Coordinator Wade Phillips

A veteran coach entering his 42nd NFL season, Phillips owns 37 years of experience as a defensive coordinator or head coach. Phillips continued his streak of helping teams to the playoffs in his first season with the organization when the Rams clinched the NFC West in 2017, marking the eighth-straight team that has made the postseason in Phillips' first year with the organization.

After adding defensive star power in advance of the 2018 campaign, the Rams defensive unit jelled in the second half of a season and was a major contributor to the playoff success of the franchise. In 2018, L.A. ranked third in the league in takeaways (30).

DT Aaron Donald was named The Associated Press Defensive Player of the Year for a second-consecutive season in 2018 after posting a franchise-best 20.5 sacks, the most by an interior defensive lineman since sacks became official in 1982. As a team, the Rams recorded 41.0 sacks and 100 quarterback hits in Phillips' second season leading the defense.

Donald was named AP Defensive Player of the Year for his efforts. Donald became the first player in Rams history to ever earn the distinction of AP Defensive Player of the Year. In 2017, Donald racked up 52 tackles, 31 solo (according to coaches' stats), 11.0 sacks for 95 yards, five forced fumbles, one fumble recovery and two passes defensed, despite playing in only 14 games. Donald had team highs in sacks (11.0), quarterback hits (27) and forced fumbles (5).

Phillips has been a part of 21 different top-10 defensive units during his NFL career and has coached a total of 31 Pro Bowlers, including Pro Football Hall of Famers Elvin Bethea, Curley Culp, Rickey Jackson, Bruce Smith and Reggie White.

LOS ANGELES RAMS COACHES

Head Coach	Sean McVay
Assistant Head Coach/Linebackers/Front Coordinator	Joe Barry
Special Teams Coordinator	John Fassel
Defensive Coordinator	Wade Phillips
Run Game Coordinator	Aaron Kromer
Pass Game Coordinator/Quarterbacks	Shane Waldron
Assistant Defensive Line/Defensive Quality Control	Thad Bogardus
Assistant Wide Receivers	Liam Coen
Assistant Special Teams	Matt Daniels
Assistant Offensive Line	Andy Dickerson
Safeties	Ejiro Evero
Assistant Coordinator/Offense	Jedd Fisch
Assistant Strength and Conditioning	Edward Grayer
Defensive Line	Eric Henderson
Offensive Quality Control	Zak Kromer
Strength Assistant	Fernando Noriega
Running Backs	Skip Peete
Tight Ends	Wes Phillips
Cornerbacks	Aubrey Pleasant
Director of Strength Training and Performance	Ted Rath
Assistant Quarterbacks	Zac Robinson
Outside Linebackers	Chris Shula
Assistant Strength and Conditioning	Dustin Woods
Wide Receivers	Eric Yarber

KEY CONTRIBUTORS

OFFENSE

WR Cooper Kupp – Third-year pro has played in 31 regular season games with 21 starts and appeared in one postseason contest. Recorded a career-best 11 receptions in a 2019 Week 3 win at Cleveland. Posted a career-high 220 yards receiving with one touchdown on seven receptions vs. Cincinnati (10/27/19), the most receiving yards in an International Series game in league history. Kupp was the first Rams rookie in franchise history to catch eight passes in a postseason game (vs. Atlanta, 1/6/18). Has 160 career receptions for 2,227 yards and 16 touchdowns.

TE Tyler Higbee – Played in 55 career regular season games with 46 starts in addition to starting all four postseason contests he's appeared in. Recorded 18 receptions for 170 yards and one touchdown in seven games in 2019. Has caught 78 passes for 842 yards with five touchdowns in his career. Posted a career-best 98 yards receiving on four receptions against the Seahawks in a 2017 Week 5 contest.

LT Andrew Whitworth – 14th-year pro has started 203-of-207 career regular season games played and started all 10 postseason games he has played in. Named the team's 2018 Walter Payton Man of the Year candidate for his work in the community. Voted a team captain by his peers all three seasons with the Rams. Named to his fourth-career Pro Bowl following the 2017 campaign.

LG David Edwards – Rookie out of Wisconsin, drafted in the fifth-round (No. 169 overall) of the 2019 NFL Draft. Earned his first-career start in a Week 7 win at Atlanta, where he helped provide a pocket for QB Jared Goff to throw for 268 yards, without absorbing a sack.

C Brian Allen – Second-year pro out of Michigan State, earned his first career start in a 2019 Week 1 contest at Carolina. Appeared in 21 regular season games with eight starts. Played 13 regular season games and three postseason contests as a rookie in 2018. Was drafted in the fourth round, No. 111 overall in the 2018 NFL Draft.

RG Austin Blythe – Fourth-year pro has appeared in 47 regular season games with 25 starts, including all 16 games of the 2018 campaign at the right guard position. Earned his first postseason start in his second-career playoff game in 2018 NFC Divisional Round, the first-of-three postseason starts. Joined the team via waivers from the Indianapolis Colts prior to the 2017 campaign. Committed only one penalty and allowed only 1.0 sack in 16 starts during the 2018 regular season.

RT Rob Havenstein – Fifth-year pro, started all 67 career regular season games played and all four postseason contests. Has committed only 19 penalties in 67 regular season games. A second-round selection (No. 57 overall) by the Rams in the 2015 NFL Draft, signed a contract extension prior to the 2018 campaign.

WR Brandin Cooks – Acquired by the Rams via a trade that sent the Rams 2018 first-round pick to the Patriots. Signed a five-year contract extension prior to reporting to the 2018 training camp. Sixth-year pro has played in 82 regular season games with 70 starts. Posted at least 1,000 yards receiving in each of the last four seasons. Became the first player in NFL history to record three-straight 1,000-yard receiving seasons on three different teams. Recorded 387 career receptions for 5,549 yards and 33 touchdowns. Started all six postseason contests in his career, including back-to-back Super Bowl appearances. Led the Rams in Super Bowl LIII with 120 yards receiving.

WR Robert Woods – The USC product has played in 93 regular season games with 83 starts through Week 9 of the 2019 season. Led the team with 86 receptions for 1,219 yards, which are both new single-season career highs during the 2018 regular season. Led the team in receptions (nine) and receiving yards (142) against the Falcons in the 2017 NFC Wild Card game. Woods' 142 receiving yards was the fourth-highest output in a single postseason game in Rams history and is the fourth receiver in franchise history to post 100-plus receiving yards in their postseason debut with the Rams. Started all four postseason games played.

QB Jared Goff – Started all 46 regular season games he has played in as a professional and all four postseason contests. During the 2018 regular season, completed 364-of-561 passing attempts for 4,688 yards, 32 touchdowns, 12 interceptions and a 101.1 QB rating. Recorded three-straight games with over 350 yards while completing at least 75 percent of his passes, the longest streak in league history (2018 Weeks 2-4). Established second-highest passing output in his career with 465 yards passing vs. Minnesota in 2018 Week 4 win with a career-high 158.3 QB rating, the most passing attempts by a QB with a perfect QB rating in league history. The 14th QB since 1950 to throw for over 10,000 yards in their first 40 starts. Became the fourth-youngest quarterback to start a Super Bowl.

RB Todd Gurley II – Fifth-year pro has started 64-of-65 career regular season games played. Recorded his first-career 200-plus yard rushing game against Denver (10/14/18), totaling 208 yards on 28 attempts with two rushing touchdowns. Has carried the ball 1,134 times for 4,902 yards and 52 touchdowns in his career. Added 202 receptions for 1,964 receiving yards and 11 touchdown receptions. Has 6,866 yards from scrimmage and 63 total touchdowns in his career. Rushed 14 times for 101 yards in his playoff debut against Atlanta, becoming the first Rams running back to notch a 100-plus yard game in his postseason debut since 1945. Posted over 100 yards rushing in back-to-back playoff games in 2017 Wildcard and 2018 Divisional Round.

TE Gerald Everett – Third-year pro has played in all 40 regular season games with four starts, in addition to one postseason start in four postseason games played. Posted 297 yards on 26 receptions with two touchdowns through the first eight games of the 2019 season. In his career, totaled 861 yards receiving on 75 receptions.

WR Josh Reynolds – Third-year pro has played in 40 regular season games with nine starts and appeared in four postseason contests with two starts. During the 2018 regular season, posted career highs in receptions (29) and receiving yards (402), while averaging 13.9 yards per reception, with five touchdowns. The Texas A&M product has rushed the ball twice for a total of eight yards in 2018. In his career, Reynolds has posted 613 yards on 45 receptions with seven total touchdowns.

DEFENSE

DE Michael Brockers – The eighth-year pro started 113-of-115 career regular season games played and all four postseason contests. The LSU product has 21.5 career sacks, nine passes defensed, two forced fumbles and one fumble recovery. Recorded his first sack of the 2019 season in a Week 2 win over the Saints. Ranks sixth on the team with 29 total tackles through Week 9 of the 2019 season. Started his playoff debut, a 2017 Wild Card contest against the Falcons, recorded 0.5 sack in 2017 Wild Card contest, a sack split with DT Aaron Donald.

NT Sebastian Joseph-Day – First-year pro earned his first-career start in the 2019 season opener in Carolina. Picked up his first-career sack in Week 4 of the 2019 season against Tampa Bay. Was inactive for all 16 regular season games and all three postseason contests as a rookie in 2018. Selected in the sixth-round, No. 195 overall of the 2018 NFL Draft. Has recorded 19 total tackles in his NFL career.

DT Aaron Donald – Five-time Pro Bowler has started 82-of-86 regular season games played in addition to all four postseason games. Recorded his first sack of the 2019 season in a Week 3 win at Cleveland. Posted first 2.0 sacks of 2018, his eighth-career multi-sack game, in a Week 4 win over Minnesota, tallied at least 1.0 sack in 10 of the final 13 games of the 2018 regular season, including a career-best 4.0 sacks in a 2018 Week 7 win at San Francisco. Posted seven multi-sack games in 2018, finishing with 20.5 sacks on the season, a new career-best and the most in a single season by a Rams defender. Won back-to-back NFL Defensive Player of the Year awards in 2017 and 2018. Has 64.5 career sacks.

OLB Samson Ebukam – Third-year pro out of Eastern Washington played in 40 regular season games with 19 starts through Week 9 of the 2019 season, in addition to four postseason games with two postseason starts. Tallied 20 tackles (nine solo) through Week 9 of the 2019 season. Posted his first sack of 2018 (third career) in Week 2 win over Arizona. Forced a fumble in back-to-back games, at Denver, at San Francisco (2018 Weeks 5-6) and his third of the season at New Orleans in a 2018 Week 9 contest. Became the first player to record a sack, an interception and two touchdowns since sacks became an official stat in 1982.

OLB Dante Fowler Jr. – Fifth-year pro has played in 55 regular season games with 15 starts through Week 9 of the 2019 season, after starting six games as a Ram in 2018. Joined the Rams via a trade before the 2018 trade deadline. Recorded a career-best 3.0 sacks in a Week 7 win at Atlanta. Has 36 career QB hits, 27 tackles for loss, 22.5 sacks, five forced fumbles and four fumble recoveries. Posted his first sack as a Ram, a strip sack of Seahawks QB Russell Wilson, setting up a touchdown in a 2018 Week 10 game. Recorded the Rams first sack of the 2018 postseason in his first postseason start in the NFC Divisional Round. Started the NFC Championship and pressured Drew Brees in OT, forcing an interception.

LB Troy Reeder – Rookie undrafted free agent out of Delaware. Earned a spot on the Rams 53-man roster following his rookie training camp. Made defensive debut in a Week 4 loss to Tampa Bay. Earned first career start in Week 5 game at Seattle. Became the only undrafted rookie to record double-digit tackles in each of his first two career starts since at least 2000. Ranks seventh on the Rams defense with 31 tackles (18 solo) through Week 9.

LB Cory Littleton – Fourth-year pro has played in all 56 regular season games and four postseason games since joining the team as an undrafted free agent following the 2016 NFL Draft. Made 29 career regular season starts, including all 16 in 2018. In 2018 Week 1 contest, recorded 13 total tackles and one interception. In 2019 Week 1 contest, posted 14 tackles, an interception, a forced fumble and a fumble recovery. Currently leads the Rams with 66 total tackles through Week 9. Tied for a team-best two interceptions. Tallied 25 passes defensed, nine quarterback hits, 13 tackles for loss, two forced fumbles, six interceptions and 6.5 sacks in his career. Blocked a punt vs. Chargers in 2018 Week 3 and at San Francisco Week 7, deflected a punt in a Week 5 win at Seattle in 2018. His 125 tackles were tied for the 10th-most in the NFL during the 2018 campaign. Earned Pro Bowl honors as a special teamer following the 2018 season.

CB Troy Hill – Fifth-year professional, has played in 51 career games with 17 starts. Has recorded 107 tackles, including 91 solo stops in his career. Snared two career interceptions and posted 12 passes defensed. Played in all eight games with three starts in 2019. Totalled 14 tackles (11 solo) and two passes defensed in 2019.

CB Jalen Ramsey – Fourth-year professional, has played in 53 career games with 52 starts. Acquired via a trade with Jacksonville on 10/15/19. Has recorded 221 tackles, including 192 solo stops in his career. Snared nine career interceptions and posted 45 passes defensed. Played in five games with four starts in 2019. Totalled 28 tackles (23 solo) and one pass defensed, one tackle for loss and forced two fumbles in 2019.

FS Eric Weddle – A six-time Pro Bowler, has appeared in 193 games with 177 starts through Week 9 of his 13th NFL season. Started 16 games in each of his last three seasons. His 29-career interceptions ranks second among active safeties. In 2017, posted six interceptions, one of which he returned for a touchdown. Earned three Pro Bowl honors the last three-consecutive seasons. Helped Baltimore become the top-ranked defense during the 2018 season.

SS Marqui Christian – Fourth-year pro has played in 47 games in his NFL career and made his first-career start in a Week 8 win over Cincinnati as a part of the International Series. Recorded 58 career tackles, including 44 solo stops. Added two passes defensed and one QB hit in his career. Appeared in all eight games in 2019 and posted 19 tackles (14 solo) with one tackle for loss and on pass defensed.

CB Nickell Robey-Coleman – Sixth-year CB earned first start as a Ram in a 2017 Week 2 contest. Played in 103 regular season games with 21 starts in his career. Tallied 20 total tackles (18 solo) with two tackles for loss, four passes defensed and one forced fumble this season. Posted six career interceptions and two returned for touchdowns.

S Taylor Rapp – Rookie out of Washington, selected in the second round (No. 61 overall) by the Rams in the 2019 NFL Draft. Has appeared in seven games with two starts in his career. Posted 43 total tackles and three passes defensed through Week 9. Recorded 25 tackles as a substitute through Week 6, which were the most tackles by a substitute player through the first six games before earning his first start.

RAMS TEAM NOTES

PRO BOWL RAMS

Rams 2018 Pro Bowl Participants P Johnny Hekker, QB Jared Goff, KR/PR Pharoh Cooper, T Andrew Whitworth, LS Jake McQuaide, RB Todd Gurley II

Following a strong 2018 season, four members of the Los Angeles Rams were named to the 2019 Pro Bowl, DT Aaron Donald, QB Jared Goff, RB Todd Gurley II and special teams ace, LB Cory Littleton. It marked Littleton's first-career appearance in the all-star game.

During the 2019 offseason, the Rams added defensive star power in LB Clay Matthews (six) and S Eric Weddle (six), who have combined for 12 total Pro Bowls. The Rams also traded for CB Jalen Ramsey in October. Ramsey has two Pro-Bowl appearances on his resume.

Since entering the NFL in 2014, Donald has concluded each season with a Pro Bowl nomination. McQuaide made his second-consecutive appearance following the 2017 campaign.

Current Rams Pro Bowl Appearances

Pos.	Player	Year
DT	Aaron Donald	2015, 2016, 2017, 2018, 2019
QB	Jared Goff	2018, 2019
RB	Todd Gurley II	2016, 2018, 2019
P	Johnny Hekker	2014, 2016, 2017, 2018
ST (LB)	Cory Littleton	2019
LB	Clay Matthews	2009, 2010, 2011, 2012, 2014, 2015
LS	Jake McQuaide	2017, 2018
CB	Jalen Ramsey	2017, 2018
S	Eric Weddle	2011, 2013, 2014, 2017, 2018, 2019
T	Andrew Whitworth	2012, 2015, 2016, 2018
K	Greg Zuerlein	2018

LONGEST TENURED RAMS



LS Jake McQuaide

There are five current Rams who have played at least 75 regular season games for the franchise, led by LS Jake McQuaide with 136 career regular season games played in a Rams uniform. McQuaide has played in every game since joining the franchise as an undrafted free agent following the 2011 NFL Draft.

P Johnny Hekker (120), DL Michael Brockers (115), K Greg Zuerlein (111) and DT Aaron Donald (86) join McQuaide for most games played for the Rams organization.

McQuaide is the longest-tenured Ram and is the only player on the team that was signed or drafted prior to the arrival of General Manager Les Snead in advance of the 2012 NFL Draft.

Pos.	Player	Games Played for the Rams
LS	Jake McQuaide	136
P	Johnny Hekker	120
DL	Michael Brockers	115
K	Greg Zuerlein	111
DT	Aaron Donald	86

T Andrew Whitworth (207) has the most NFL games played of anyone on roster. Whitworth started his 200th game in Week 5 at Seattle and has started 203 games in his career.

FRESH FACES

Despite returning 18 of 22 starters from the team's 2018 Super Bowl run Week 1, the Rams have 17 new faces, including 10 rookies, as the team enters the midway point the 2019 regular season.

Of the 17 new faces, 11 are on defense, including a pair of six-time Pro Bowlers in LB Clay Matthews and S Eric Weddle. The Rams used five-of-eight 2019 draft selections on the defensive side of the ball, including L.A.'s top draft selection, S Taylor Rapp, in the second round of the 2019 NFL Draft. L.A. acquired All-Pro CB Jalen Ramsey and LB Kenny Young in a mid-October trade with the Jaguars.

Offensively, the Rams added reserve quarterbacks Blake Bortles in free agency before using a third-round selection on RB Darrell Henderson Jr. out of Memphis. L.A. used two additional draft picks on a pair of tackles in Bobby Evans out of Oklahoma and David Edwards out of Wisconsin. There were three college free agents that made the Rams roster - OLB Natrez Patrick out of Georgia, LB Troy Reeder out of Delaware. Following roster cuts, the Rams signed C Coleman Shelton from the Cardinals. L.A. traded for OL Austin Corbett in Week 6.

Pos.	Name	College	Height	Weight	Obtained
Free Agents (4):					
QB	Blake Bortles	Central Florida	6-5	236	FA-'19
LB	Clay Matthews	USC	6-3	255	FA-'19
C	Coleman Shelton	Washington	6-4	299	FA-'19
S	Eric Weddle	Utah	5-11	195	FA-'19
Rookies (10):					
S	Taylor Rapp	Washington	6-0	208	D2-'19
RB	Darrell Henderson Jr.	Memphis	5-8	208	D3A-'19
CB	David Long Jr.	Michigan	5-11	196	D3B-'19
T	Bobby Evans	Oklahoma	6-4	312	D3C-'19
DT	Greg Gaines	Washington	6-1	312	D4-'19
T	David Edwards	Wisconsin	6-6	308	D5-'19
S	Nick Scott	Penn State	5-11	201	D7A-'19
S	Jake Gervase	Iowa	6-1	212	UDFA-'19
OLB	Natrez Patrick	Georgia	6-3	242	UDFA-'19
LB	Troy Reeder	Delaware	6-3	245	UDFA-'19
Trades (3):					
OL	Austin Corbett	Nevada	6-4	306	T(CLE)-'19
LB	Kenny Young	UCLA	6-1	234	T(BAL)-'19
CB	Jalen Ramsey	Florida State	6-1	208	T(JAX)-'19

AGE IS JUST A NUMBER

The Los Angeles Rams are aging gracefully - after being one of the youngest teams in the league for multiple years, the team is no longer amongst the youngest in the league. Entering the 2019 season, the Rams were the 11th-youngest team in the NFL.

The average age of the Rams is 27.13 years old. The Dolphins are the NFL's youngest team with an average age of 26.73, while the Patriots are the league's oldest team with an average age of 28.44.

T Andrew Whitworth is the club's oldest player at 37 years old and rookie CB David Long Jr. will be 21 for his entire rookie season.

HOME IS WHERE THE HEART IS

The Los Angeles Rams once again call the Los Angeles Memorial Coliseum home, the original home of the Los Angeles Rams from 1946-1979 and once again from 2016 through the 2019 campaign.

Los Angeles has a regular season record of 154-88-8 in games played at the Coliseum. Los Angeles also hosted 11 playoff contests at the Coliseum. The Rams have gone 7-0 at home twice in its first 34 seasons in the Coliseum, during the 1973 and 1977 seasons.

RAMS TEAM NOTES

THE BEST ABILITY IS AVAILABILITY

Through the first eight games of the 2019 season, the Rams feature three players who rank in the top five active players at their position in consecutive regular season games played: WR Brandin Cooks (72), P Johnny Hekker (120) and S Eric Weddle (56) .

Consecutive Regular Season Games Played at WR

Player, Team	Games Played
1. Jarvis Landry, Cle	88
2. Larry Fitzgerald, Ari	77
3. Brandin Cooks, LA	**72**
4. Justin Hardy, Atl	65
5. Demarcus Robinson, KC	57

Consecutive Regular Season Games Played at P

Player, Team	Games Played
1. Sam Koch, Bal	216
2. Brett Kern, Ten	185
3. Dustin Colquitt, KC	177
4. Britton Colquitt, Cle	153
5. Johnny Hekker, LA	**120**

Consecutive Regular Season Games Played at S

Player, Team	Games Played
1. Malcolm Jenkins, Phi	96
2. Kevin Byard, Ten	57
3. Eric Weddle, LA	**56**
4. Walt Aikens, Mia	50

Cooks, Weddle and DT Aaron Donald also rank amongst the top five active players at their position in consecutive regular season games started.

Consecutive Regular Season Games Started at WR

Player, Team	Games Started
1. Larry Fitzgerald, Ari	77
2. Julio Jones, Atl	42
3. Brandin Cooks, LA	**38**
4. Mike Evans, TB	31
5. Michael Thomas, NO	30

Consecutive Regular Season Games Started at S

Player, Team	Games Started
1. Malcolm Jenkins, Phi	96
2. Eric Weddle, LA	**56**
3. Kevin Byard, Ten	48
4. Harrison Smith, Min	43
5. Tyrann Mathiew, KC	41

Consecutive Regular Season Games Started at DT

Player, Team	Games Started
1. Star Lotulelei, Buf	70
2. Fletcher Cox, Phi	36
3. Sheldon Richardson, Cle	32
4. Geno Akins, Cin	27
5. Aaron Donald, LA	**24**

FAST AND FURIOUS

L.A.'s offense has been one of the best in no-huddle situations since Head Coach Sean McVay took over in 2017. The team has scored 141 offensive points in no-huddle situations. The point total is the highest in the league.

Offensive Points in No Huddle Situations Since 2017

Team	Total Offensive Points
1. Los Angeles Rams	**141**
2. New York Giants	120
3. Pittsburgh Steelers	81
4. Detroit Lions	72
5. Tampa Bay Buccaneers	66

FOLLOW OUR LEAD

The Los Angeles Rams haven't had to worry much about making a comeback since Head Coach Sean McVay arrived in 2017. Through the first eight weeks of the 2019 season, opposing teams have spent a total of 753 minutes and 18 seconds trailing the Rams. The time stamp is equivalent over 50 quarters of playing time. McVay and the Rams haven't trailed their divisional opponents during the entirety of the game for seven of 12 games played.

Games Where Rams Never Trailed Their Opponent (McVay Era)

Season, Week, Opponent	Opp. Trailing Time
2017, Week 1, vs. Indianapolis Colts	57:43
2017, Week 3, at San Francisco 49ers	56:03
2017, Week 7, vs. Arizona Cardinals	49:14
2017, Week 9, at New York Giants	52:31
2017, Week 12, vs. New Orleans Saints	55:53
2017, Week 13, at Arizona Cardinals	56:41
2017, Week 15, at Seattle Seahawks	57:06
2018, Week 2, vs. Arizona Cardinals	44:29
2018, Week 3, vs. Los Angeles Chargers	51:14
2018, Week 6, at Denver Broncos	56:23
2018, Week 7, at San Francisco 49ers	51:34
2018, Week 13, at Detroit Lions	38:21
2018, Week 17, vs. San Francisco	56:57
2019, Week 1, at Carolina Panthers	43:48
2019, Week 2, vs. New Orleans	38:29
2019, Week 8, vs. Cincinnati	46:06

HOMEGROWN TALENT

The Rams currently feature four career-long Rams who have played more than 100 games with the organization: LS Jake McQuaide (136), P Johnny Hekker (120), DE Michael Brockers (115) and K Greg Zuerlein (111). The Rams are one of only ten teams across the NFL to have four or more active players with at least 100 games played with their original organization. New England leads the league with nine.

Teams With 4+ Players Who Played 100+ Games With Their Original Organization

Team	Players
1. New England Patriots	9
2t. Cincinnati Bengals	6
2t. Baltimore Ravens	6
2t. Dallas Cowboys	6
5. Pittsburgh Steelers	5
6t. Los Angeles Rams	**4**

Additionally, L.A.'s 2019 squad has three non-specialists who have played more than at least 125 games in their careers with any team: T Andrew Whitworth (207), S Eric Weddle (193), and LB Clay Matthews (148).

TAKING IT TO THE CRIB

The Rams 42 interceptions rank second in the league lead since the start of the 2017 season. The Rams have taken the team's 42 picks and returned them a league-best 755 yards. L.A. is one of five teams in the league with at least six interceptions returned for a touchdown since defensive coordinator Wade Phillips took over the defense.

Most Interception Return for TDs Since Start of 2017 Season

Team	INTs	TDs
1. Chicago Bears	39	8
2. Los Angeles Rams	**42**	**7**
3t. Cincinnati Bengals	25	6
3t. New York Giants	35	6
3t. Houston Texans	29	6

RAMS TEAM NOTES

A TRADE A DAY KEEPS THE DOCTOR AWAY

On Tuesday, Oct. 15, 2019 the Los Angeles Rams engaged in trades with three separate teams - the Cleveland Browns, Baltimore Ravens and Jacksonville Jaguars, from which they acquired three players.

The trade frenzy marked the first time one team has made a trade with three or more teams on the same day, during the regular season. On 10/17/89, the Cowboys made trades involving three players (Darrin Nelson, Steve Pelleur, and Paul Palmer) with three teams (Chargers, Chiefs, and Lions).

Rams Acquired Players via Trade 10/15/19

Pos.	Player	School	Ht.	Wt.	Acquired
OL	Austin Corbett	Nevada	6-4	306	T(CLE)-'19
LB	Kenny Young	UCLA	6-1	234	T(BAL)-'19
CB	Jalen Ramsey	Florida State	6-1	208	T(JAX)-'19

THREE AMIGOS

Through the first eight games of the season, L.A. has three wide receivers with more than 400 receiving yards: Cooper Kupp (792), Robert Woods (471) and Brandin Cooks (402).

2019 Rams WR With 400 Receiving Yards Through 8 Games

Player	Catches	Rec. Yards
1. Cooper Kupp	58	792
2. Robert Woods	38	471
3. Brandin Cooks	27	402

This is the second-consecutive season L.A. has accomplished the feat, as Cooks (643), Kupp (438) and Woods (672) all reached at least 400 yards through the Rams' first eight games of 2018.

2018 Rams WR With 400+ Receiving Yards Through 8 Games

Player	Catches	Rec. Yards
1. Robert Woods	46	672
2. Brandin Cooks	35	643
3. Cooper Kupp	30	438

2019 is the third time in franchise history the Rams have had at least three receivers with over 400 receiving yards through eight games. The 2000 St. Louis Rams featured three wide receivers who all tallied over 400 yards through the first seven games of the season: Isaac Bruce (950), Torry Holt (729) and Az-Zahir Hakim (444). At that point, RB Marshall Faulk also had 555 receiving yards for a total of 4 Rams players.

2000 Rams With 400+ Receiving Yards Through 8 Games

Player	Catches	Rec. Yards
1. Isaac Bruce	49	950
2. Torry Holt	35	729
3. Marshall Faulk	48	555
4. Az-Zahir Hakim	32	444

Since 1950, the Rams are one of three organizations to have at least three seasons with three wide receivers tallying over 400 yards through the first eight games of the season.

READY ROOKIES

S Taylor Rapp and LB Troy Reeder have made immediate impacts on L.A.'s defense in their first professional seasons. Rapp has tallied 43 total tackles this season while Reeder has added 31. Through the first nine weeks of the season, L.A. is one of only three teams in the league to have mutliple rookies with over 30 tackles this season, joining the Indianapolis Colts and Washington Redskins.

Teams With Multiple Rookies Recording 30+ Tackles

Team	Players (Tackles)
Los Angeles Rams	**T. Rapp (43), T. Reeder (31)**
Washington Redskins	C. Holcomb (55), M. Sweat (33)
Indianapolis Colts	K. Willis (33), R. Ya-Sin (30)

L.A. is the only team to have one of its two players (Reeder) accomplish the feat after signing with the team as an undrafted free agent.

TOP-SCORING TEAMS

RB Todd Gurley II

The Rams have scored 30-plus points 24 times since the start of the 2017 regular season, a feat the franchise achieved only three times during the 2015 and 2016 seasons combined. The Rams have scored 1,219 points since the start of the 2017 season and are 21-3 when scoring at least 30 points under McVay. The Rams started the 2019 season with a 30 point effort against the Panthers in a Week 1 contest and a 40-point effort in a Week 4 loss.

In 2018, the Rams scored 30 or more points in 12 of their 16 games, finished second in the NFL in points scored (527) and points per game average (32.9), trailing only the Chiefs.

Rams Head Coach Sean McVay immediately fixed the team's scoring issues, surpassing the 224 points scored in 2016 in only eight games in 2017 and seven games in 2018 and are 10 points away from passing the 224 points in the 2019 season. The Rams not only improved, they went from worst to first in total scoring and points per game from the 2016 to the 2017 season with 478 points scored and averaged 29.9 points per game.

Points Scored 2017-Present Sorted By Points Per Game

Team	Points	Points/GM
1. Los Angeles Rams	**1,219**	**30.5**
2. Kansas City Chiefs	1,232	30.0
3. New Orleans Saints	1,147	28.7
4. New England Patriots	1,164	28.4
5. Baltimore Ravens	1,035	25.9

Since the start of the 2017 season, RB Todd Gurley II has scored 288 points by way of 36 rushing touchdowns, 11 receiving touchdowns and three two-point conversions. The 288 points is the 10th-most in the NFL since 2017 and Gurley is the only non-kicker in the top-20 individual points scored over the last two-plus seasons.

AYE, AYE CAPTAIN

Rams 2019 Team Captains

Under Head Coach Sean McVay, the Los Angeles Rams players voted on who would represent them as their team captains - the 2019 Rams Captains included four returning captains in T Andrew Whitworth, QB Jared Goff, DT Aaron Donald, DL Michael Brockers and P Johnny Hekker.

Whitworth and Weddle were all voted as captains in their first season with the Rams organization. Both veterans served as captains on their previous teams.

RAMS TEAM NOTES

FIRST ROUND FOCUS

The Rams have nine players on their 53-man roster who entered the league as first-round selections in the NFL Draft, four of their nine current first-round selections were drafted by the Rams.

L.A. has a trio of first round selections made by the Jacksonville Jaguars in 2014, 2015 and 2016 in QB Blake Bortles and OLB Dante Fowler Jr. and CB Jalen Ramsey. The Rams defensive unit features five former first-round selections.

First-Round Players on the Rams

Player (Team)	Position	Draft	Selection
Blake Bortles (Jax)	QB	2014	3rd overall
Michael Brockers	DL	2012	14th overall
Brandin Cooks (NO)	WR	2014	20th overall
Aaron Donald	DT	2014	13th overall
Dante Fowler Jr. (Jax)	DE	2015	3rd overall
Jared Goff	QB	2016	1st overall
Todd Gurley II	RB	2015	10th overall
Clay Matthews (GB)	LB	2009	26th overall
Jalen Ramsey (Jax)	CB	2016	5th overall

Rams QB Jared Goff and NFL Commissioner Roger Goodell during 2016 NFL Draft

A+ AGAINST THE AFC

Through his first 40 games leading the Rams, Head Coach Sean McVay has posted a perfect 10-0 record in regular season action against AFC opponents. L.A. averages 32.2 points per game in the 10 out of conference contests and has an average margin of victory of 13.6 points.

Rams vs. AFC Opponents Since 2017

Game	Week, Year	Outcome
vs. Indianapolis Colts	Week 1, 2017	W, 46-9
at Jacksonville Jaguars	Week 6, 2017	W, 27-17
Houston Texans	Week 10, 2017	W, 33-7
at Tennessee Titans	Week 16, 2017	W, 27-23
at Oakland Raiders	Week 1, 2018	W, 33-13
Los Angeles Chargers	Week 3, 2018	W, 35-23
at Denver Broncos	Week 6, 2018	W, 23-20
Kansas City Chiefs	Week 11, 2018	W, 54-51
at Cleveland Browns	Week 3, 2019	W, 20-13
vs. Cincinnati Bengals (Lon.)	Week 8, 2019	W, 24-10

Additionally, the Rams average 406.6 yards of offense, including 127 rushing yards and 279.6 passing yards per game.

There have been some memorable games against AFC teams. Following the team's 2017 Week 16 win at Tennessee, the Rams were crowned NFC West Champions, earning the franchise's first playoff berth since the 2004 season.

The Rams-Chiefs Monday Night Football game a season ago was the highest scoring game in the history of Monday Night Football.

MR. 10,000

Following his 283-yard passing performance in L.A.'s Week 2 win over New Orleans, Rams QB Jared Goff eclipsed the 10,000-yard passing threshold. Goff reached the mark in his first 40 starts, becoming the third Rams quarterback to do so.

Goff became just the 14th QB in league history to achieve the feat since 1950. He joins the likes of Hall of Famers Kurt Warner, Dan Marino and Joe Namath in achieving the feat in their first 40 NFL Starts.

Rams QBs With 10,000+ Passing Yards in First 40 Starts Since 1950

Quarterback	Yards
1. Kurt Warner	11,765
2. Marc Bulger	10,947
3. Jared Goff	**10,050**

FREQUENTLY FINDING FIRST DOWNS

The Rams have continued their first down dominance in the first eight games of the 2019 season. Dating back to the 2018 regular season, L.A. has now tallied more first downs than its opponents in 10 of its last 14 games. The team has a margin of +38 over the span.

Rams First Down Total Margin

Week (Opponent)	LA 1st Down Margin
Week 8, 2019 (CIN)	-5
Week 7, 2019 (ATL)	+9
Week 6. 2019 (SF)	-12
Week 5, 2019 (SEA)	-1
Week 4, 2019 (TB)	+9
Week 3, 2019 (CLE)	+2
Week 2, 2019 (NO)	+5
Week 1, 2019 (CAR)	+1
Week 17, 2018 (SF)	+6
Week 16, 2018 (ARI)	+18
Week 15, 2018 (PHI)	+6
Week 14, 2018 (CHI)	-3
Week 13, 2018 (DET)	+1
Week 11, 2018 (KC)	+2
Total	**+38**

AT THE TOP OF HIS CLASS

Rams WR Cooper Kupp has been one of the best receivers drafted in the 2017 NFL Draft, recording the second-highest receptions per game total (5.2) and second-most receiving yards per game total (71.8). Kupp trails JuJu Smith-Schuster in both categories.

Kupp is also amongst the league's best receivers in draft classes since 2017, ranking second in receptions per game (5.2) and touchdowns (16), second in receiving yards per game (71.8) and tied for second in receiving touchdowns per game (.5).

Receptions Per Game by Players Drafted Since 2017

Player, Team	Rec./Game
1. JuJu Smith-Schuster, Pit	5.3
2. Cooper Kupp, LA	**5.2**
3. Christian Kirk, Ari	4.3

Receiving TDs by Players Drafted Since 2017

Player, Team	Receiving TDs
1. JuJu Smith-Schuster, Pit	17
2. Cooper Kupp, LA	**16**
3. Kenny Golladay, Det	15
4t. Chris Godwin, TB	14
4t. Calvin Ridley, Atl	14

RAMS TEAM NOTES

HONOR ROLL

During L.A.'s 2018 season, six Rams combined for 12 conference honors during the regular season, including nine NFC Player of the Week accolades and three NFC Player of the Month accolades.

In his first game of the 2018 season, K Greg Zuerlein connected on four-of-five field goal attempts, including a 55-yarder from the dirt to earn the first player of the week honors for the Rams during the 2018 season.

QB Jared Goff earned his second-career NFC Player of the Week accolades after posting career numbers against the Vikings in a Week 4 game. Two days later, Goff was named the NFC's Offensive Player of the Month for September.

RB Todd Gurley II received his first 2018 Player of the Week accolades following a Week 6 performance at Denver which featured him rushing a career-high 208 yards and two touchdowns. Gurley went on to win Offensive Player of the Month for October. Gurley was named NFC POW for a Week 13 effort.

DT Aaron Donald received his first Player of the Week accolades since the 2016 season after establishing a career-high 4.0 sacks against the 49ers in a Week 7 win. Donald earned his first-career Player of the Month accolades for October 2018 and again for December 2018. OLB Samson Ebukam earned NFC Defensive Player of the Week accolades following his 1.0 sack, one interception and two touchdown game against the Chiefs in Week 11. Donald was named Week 16 POW for a 3.0-sack performance against the Cardinals.

There were five Rams honored 10 times during the 2017 campaign with two NFC Special Teams Players of the Week, four NFC Offensive Players of the Week, one NFC Defensive Player of the Week, two NFC Offensive Players of the Month and two Special Teams Players of the Month. Gurley's six touchdowns led the NFC and were tied for first in the NFL in the opening month of the 2017 season.

Zuerlein booted his way into the Rams history books in the 2017 Week 4 win over Dallas with a 7-of-7 showing on field goal attempts, establishing a new franchise record for single-game made field goals and posting 23 points. Zuerlein was named the NFC Special Teams Player of the Month for October 2017, his first-career player of the month accolades. Zuerlein continued his hot streak becoming the first player in NFL history to be named the NFC Special Teams Player of the month in back-to-back months.

Player	Award	(Season)
Aaron Donald	NFC Def POW	Week 1 (2015)
Aaron Donald	NFC Def POW	Week 14 (2015)
Aaron Donald	NFC Def POW	Week 4 (2016)
Aaron Donald	NFC Def POW	Week 7 (2018)
Aaron Donald	NFC Def POM	October (2018)
Aaron Donald	NFC Def POW	Week 16 (2018)
Aaron Donald	NFC Def POM	December (2018)
Samson Ebukam	NFC Def POW	Week 11 (2018)
Jared Goff	NFC Off POW	Week 9 (2017)
Jared Goff	NFC Off POW	Week 4 (2018)
Jared Goff	NFC Off POM	September (2018)
Todd Gurley II	NFC Off POM	September (2017)
Todd Gurley II	NFC Off POW	Week 4 (2017)
Todd Gurley II	NFC Off POW	Week 15 (2017)
Todd Gurley II	NFC Off POW	Week 16 (2017)
Todd Gurley II	NFC Off POW	Week 6 (2018)
Todd Gurley II	NFC Off POM	October (2018)
Todd Gurley II	NFC Off POW	Week 13 (2018)
Johnny Hekker	NFC ST POW	Week 5 (2012)
Johnny Hekker	NFC ST POW	Week 10 (2016)
Johnny Hekker	NFC ST POM	December (2016)
Nickell Robey-Coleman	AFC Def POW	Week 5 (2016)
Greg Zuerlein	NFC ST POW	Week 4 (2012)
Greg Zuerlein	NFC ST POW	Week 13 (2012)
Greg Zuerlein	NFC ST POW	Week 11 (2014)
Greg Zuerlein	NFC ST POW	Week 4 (2017)
Greg Zuerlein	NFC ST POM	October (2017)
Greg Zuerlein	NFC ST POM	November (2017)
Greg Zuerlein	NFC ST POW	Week 1 (2018)

COACH 'EM UP

Rams Head Coach Sean McVay took over a team that was coming off of a 4-12 season and ranked 32nd in scoring and helped transform it into the No. 1 scoring team in the league and helped secure the franchise's first NFC West title since 2003.

Due to his excellent first season and his instrumental part in revamping the Rams offense, McVay was chosen as the Associated Press Coach of the Year for 2017. He is the fourth head coach in franchise history to achieve this honor.

HC Sean McVay

The last Rams head coach to win the award was Dick Vermeil in 1999. Vermeil helped guide the Rams to a 13-3 record, winning the NFC West and culminating with the franchise's lone Super Bowl victory over the Titans, 23-16, in Super Bowl XXXIV. Chuck Knox was the only other rookie head coach in franchise history to win the award.

McVay became the youngest coach in NFL history to win the Associated Press Coach of the Year award. McVay was 31 years old during the team's final game of the season. Previously, Don Shula (34 years old) was the youngest coach to win the award.

Youngest Coaches to Win AP Coach of the Year

Coach, Year, Team	Age
1. Sean McVay, 2017, LA	**31**
2. Don Shula, 1964, Baltimore Colts	34

McVay became the seventh active head coach to win the Associated Press Coach of the Year Award. McVay is 4-1 against the coaches on this list. The Rams defeated Jason Garrett and the Cowboys, 35-30 in Week 4 and they defeated Sean Payton and the Saints, 26-20 in Week 12.

Active AP Coach of the Year Winners

Coach, Team Won With	Year(s) won AP Award
Sean McVay, LA	**2017**
Jason Garrett, Dal	2016
Ron Rivera, Car	2015 & 2013
Bill Belichick, NE	2010, 2007 & 2003
Marvin Lewis, Cin	2009
Sean Payton, NO	2006
Andy Reid, Phi	2002

Following his second season with L.A., McVay led the Rams to Super Bowl LIII, becoming the youngest head coach in Super Bowl history (33 years old) to guide his team to a World Championship appearance.

THAT'S MY COACH

Head Coach Sean McVay's record through the first 40 games of his coaching tenure is amongst the best start of all coaches hired since 2000.

McVay is 29-11 through his first 40 games a head coach. McVay has the second-most wins of any head coach hired sinnce 2000. Former 49ers Head Coach Jim Harbaugh ranks first with 30 wins through their first 40 games leading a franchise.

Most Wins as Head Coach Through First 40 Games since 2000

Coach, Team	W-L	Win %
1. Jim Harbaugh, SF	30-9-1	76%
2. Sean McVay, LA	**29-11**	**73%**
3t. Mike Sherman, GB	28-12	70%
3t. Mike Tomlin, Pit.	28-12	70%
5t. Three Coaches	27-13	68%

RAMS OFFENSIVE NOTES

RUNNING THROUGH THE WOODS

WR Robert Woods isn't only good at catching, but also rushing. Amongst all wide receivers since 2017, Woods (240) ranks third in rushing yards. Since 2017, Woods has carried the ball 33 times and amassed 240 yards on the ground and averages 7.3 yards per rushing attempt and is one of only three wide receivers with multiple rushing touchdowns in that time frame.

In the 2019 Week 1 win over the Carolina Panthers, Woods recorded 16 rushing yards on two carries (8.0 yards/rush) with a 20-yard scamper as a longest rush. This season he has recorded 71 ruhsing yards on 12 carries through Week 9.

Woods had 19 rushing attempts for 157 yards and averaged 8.3 yards per rushing attempt during the 2018 season. The former Trojan recorded a 56-yard rushing attempt in a Week 5 win over the Seahawks and a 4-yard rushing touchdown in a Week 16 win over the Cardinals.

Most Rushing Yards by Receiver 2017-Present

Player, Team	Rushing Yards
1. Cordarrelle Patterson, Oak/NE/Chi	427
2. Tavon Austin, LA/Dal	362
3. Robert Woods, LA	**240**
4. Tyreek Hill, KC	225
5. DJ Moore, Car	197

WINNING BIG

Since Head Coach Sean McVay took over prior to the start of the 2017 season, the Rams have won six games by at least 29 points. Other than the New Orleans Saints (three), no other NFL team has more than two wins of at least 29 points in that time frame. The Rams' big wins have come twice against the Cardinals, once against the 49ers, Seahawks, Giants and the Colts.

The Patriots have five big wins, while the Saints and Ravens each have three. The Jaguars, Bears, Chargers, Chiefs and Cowboys are the only five teams with two big wins since the start of 2017.

Big Wins, Defined As Outscoring a Team by At Least 29 points Since 2017

Team	29-Plus Point Wins
1. Los Angeles Rams	**6**
2. New England Patriots	5
3t. New Orleans Saints	3
3t. Baltimore Ravens	3
5t. Jacksonville Jaguars	2
5t. Chicago Bears	2
5t. Los Angeles Chargers	2
5t. Kansas City Chiefs	2
5t. Dallas Cowboys	2

I'll TAKE PASSING YARDS FOR 900

In L.A.'s Weeks 4 and 5 contests, QB Jared Goff threw for a combined total of 912 yards, becoming just the fifth quarterback since 1950 to tally more than 900 combined passing yards in a two-game stretch. Goff's 912-yard total is the fourth-highest since the 1950 season.

Quarterbacks With 900+ Combined Passing Yards In a Two-Game Stretch Since 1950

Quarterback, Team	Season, Weeks	Yards
1. Phil Simms, NYG	1975, Weeks 5-6	945
2. Tom Brady, NE	2011, Weeks 1-2	940
3. Billy Volek, Ten	2004, Weeks 14-15	918
4. Jared Goff, LA	**2019, Weeks 4-5**	**912**
5. Drew Brees, NO	2006, Weeks 10-11	908

TOP OF THE PACK TODD

RB Todd Gurley II

Since Rams Head Coach Sean McVay took over prior to the 2017 season, RB Todd Gurley II has been the most productive offensive player in the NFL.

The former Georgia Bulldog ranks second in the NFL in rushing yards (2,911), scrimmage yards per game (121.1) and rushes of over 10 yards (83). Gurley leads the NFL in rushing touchdowns (36), scrimmage yards (4,360), and scrimmage touchdowns (46) since the start of the 2017 season.

Gurley finished amongst the best in the NFL in essentially every major rushing category including rushing yards (1,251, 3rd), rush yards per game (89.4. 2nd) and 10-plus yard rushes (35, 2nd) during the 2018 regular season.

2017-Present Rushing Yards Leaders

Player, Team	Rushing Yards
1. Ezekiel Elliott, Dal	3,158
2. Todd Gurley II, LA	**2,911**
3. Jordan Howard, Chi/Phi	2,582
4. Derrick Henry, Ten	2,447
5. Christian McCaffrey, Car	2,414

2017-Present Rushing Yards Per Game Leaders (Min. 20 Games)

Player, Team	Rushing Yards Per Game
1. Ezekiel Elliott, Dal	95.7
2. Todd Gurley II, LA	**80.9**
3. Kareem Hunt, KC	79.7
4. Chris Carson, Sea	78.6
5. Saquon Barkley, NYG	77.6

2017-Present 10-Plus Yard Rush Leaders

Player, Team	10+ Rushes
1. Ezekiel Elliott, Dal	84
2. Todd Gurley II, LA	**83**
3. Derrick Henry, Ten	69
4. Jordan Howard, Chi/Phi	67
5. Melvin Gordon III, LAC	63

2017-Present Rushing Touchdown Leaders

Player, Team	Rushing TDs
1. Todd Gurley II, LA	**36**
2. Mark Ingram II, NO/Bal	25
3. Jordan Howard, Chi/Phi	24
4t. Two players	23

2017-Present Scrimmage Yards Leaders

Player, Team	Scrimmage Yards
1. Todd Gurley II, LA	**4,360**
2. Christian McCaffrey, Car	4,295
3. Ezekiel Elliott, Dal	4,170
4. Julio Jones, Atl	3,861
5. Alvin Kamara, NO	3,795

2017-Present Scrimmage Yards Per Game Leaders

Player, Team	Scrimmage Yards Per Game
1. Ezekiel Elliott, Dal	126.4
2. Todd Gurley II, LA	**121.1**
3. Saqoun Barkley, NYG	120.8
4. Le'Veon Bell, Pit/NYJ	113.2
5. Kareem Hunt, KC	110.5

2017-Present Scrimmage Touchdown Leaders

Player, Team	Scrimmage TDs
1. Todd Gurley II, LA	**47**
2t. Alvin Kamara, NO	33
2t. Christian McCaffrey, Car	33
4. Melvin Gordon III, LAC	30
5. DeAndre Hoplins, Hou	28

RAMS OFFENSIVE NOTES

SLOT(TA) SUCCESS

WR Cooper Kupp has been amongst the league's best slot receivers through the first nine weeks of the season, leading in total targets while sitting second in receiving yards and receptions.

Slot Receiver Total Receiving Yards 2019

Player, Team	Total Yards
1. Tyler Lockett, Sea	563
2. Cooper Kupp, LA	**534**
3. Jarvis Landry, Cle	435
4. Chris Godwin, TB	415
5. Julian Edelman, NE	406

Slot Receiver Total Targets 2019

Player, Team	Targets
1. Cooper Kupp, LA	**65**
2. Julian Edelman, NE	58
3. Larry Fitzgerald, Ari	54
4. Jarvis Landry, Cle	47
5. Tyler Lockett, Sea	46

Slot Receiver Receptions 2019

Player, Team	Receptions
1. Julian Edelman, NE	41
2. Cooper Kupp, LA	**40**
3. Tyler Lockett, Sea	37
4t. DeAndre Hopkins, Hou	33
4t. Larry Fitzgerald, Ari	33

Slot Receiver Receptions Resulting in First Down 2019

Player, Team	1st Down Rec.
1. Tyler Lockett, Sea	27
2. Chris Godwin, TB	24
3. Cooper Kupp, LA	**19**
4t. Three Tied With	18

Y2K

In L.A.'s Week 7 victory over Atlanta, WR Cooper Kupp surpassed the 2,000 receiving yard threshold in just the 30th game of his career, becoming the third-fastest player to reach 2,000 receiving yards in Rams history.

Fastest Wide Receivers To 2,000 Yards

Team	Games
1t. Isaac Bruce	28
1t. Tom Fears	28
3t. Cooper Kupp	**30**
3t. Torry Holt	30
5. Elroy Hirsch	32

WE'RE GOING STREAKING!

RB Todd Gurley II

Rams RB Todd Gurley II had a touchdown streak of 13-straight regular season games from 2017 Week 14 game against the Philadelphia Eagles to Week 10 of the 2018 regular season.

Gurlery had a two-game two-touchdown streak from Weeks 4-5 this season.

Gurley's streak is a franchise record for the longest consecutive regular season game stretch with a touchdown. In the team's Week 9 loss at New Orleans, Gurley passed Elroy 'Crazylegs' Hirsch, who previously held the Rams franchise record for consecutive regular season games with a touchdown, when he went 11-straight games played with a touchdown spanning the 1950-51 seasons.

Hall of Fame RB LaDainian Tomlinson has the longest regular-season touchdown streak since 1970, going 18-straight regular season games with a touchdown from 10/3/04 to 10/16/05.

Additionally, former Bill O.J. Simpson had a 14-game touchdown streak and former Redskin John Riggins, Redskin George Rogers and 49er Jerry Rice all have had 13-game touchdown streaks since 1970.

COOKING ON THE TURF

WR Brandin Cooks made big catches for the Rams since joining in 2018 - in the Rams 2019 Week 2 win over the Saints, Cooks recorded a 57-yard bomb from QB Jared Goff on the Rams first series of the game. Cooks averages 15.0 yards per reception since coming to L.A., which is the fifth-best average in the NFL of receivers with at least 100 receptions since the start of the 2018 campaign.

2018-Present League Leaders in Average Yards Per Reception (Minimum 100 Receptions)

Player, Team	Avg. Yards./Rec.
1. Mike Evans, TB	17.4
2. Tyreek Hill, KC	17.1
3. Kenny Golladay, Det	15.2
4. T.Y. Hilton, Ind	15.1
5. Brandin Cooks, LA	**15.0**

TRIPLE THREAT

The Rams are the only team to have a trio of wide receivers amassing at least 400 receiving yards through the first eight weeks of the season.

Rams WR With 400+ Receiving Yards

Player	Catches	Rec. Yards
1. Cooper Kupp	58	792
2. Robert Woods	38	471
3. Brandin Cooks	27	402

RAMS OFFENSIVE NOTES

TOP GUN QUARTERBACK

QB Jared Goff

Rams QB Jared Goff improved each season since entering the league as the No. 1 overall selection in 2016. Since McVay took over in 2017, Goff has been amongst the best passers in the league. The Cal product is one of six QBs to throw for over 10,000 yards since the start of the 2017 seaosn. Goff's 10,859 yards are the fouth-most in the NFL during that time frame.

Goff threw for 517 yards in a Week 4 loss to Tampa Bay. It marked only the third time in franchise history a passer has thrown for over 500 yards in a single game. The fourth-year pro currently ranks seventh in passing yards through Week 6 of 2019 with 1,727 yards through the air.

Since 2017, Goff has completed 852-of-1,352 passing attempts for 10,859 passing yards, 71 touchdowns and a 97.6 QB rating.

Goff threw for 465 yards and established career-bests in quarterback rating (158.3) and passing touchdowns (five) against the Vikings in the team's 2018 Week 4 win. In that game, Goff attempted 33 passes, which are the most pass attempts by a QB with a perfect rating in NFL history.

2017-Present NFL Passing Leaders Sorted by Passing Yards

Player, Team	Comp/Att.	Yards	TDs	QB Rating
1. Tom Brady, NE	990/1,506	11,468	75	98.6
2. Philip Rivers, LAC	930/1,416	11,432	72	98.9
3. Matt Ryan, Atl	966/1,422	11,189	70	100.0
4. Jared Goff, LA	**852/1,352**	**10,859**	**71**	**97.6**
5. Matthew Stafford, Det	925/1,411	10,722	69	97.0

MULTI-SCORE THREAT

Since entering the league in 2015, RB Todd Gurley II leads all running backs with 15 games of scoring multiple rushing touchdowns. Of those 15 games, Gurley has recorded three, three rushing touchdown performances. Three of the 15 multi-score games have come against the Seahawks at CenturyLink Field. Gurley most recently scored two rushing touchdowns in the Rams 2019 Weeks 4 and 5 games.

RB Todd Gurley II

In those 15 games, Gurley has run 279 times for 1,410 yards.

Under McVay, Gurley has been the highest scoring skill position player in the NFL with 36 rushing touchdowns, 11 receiving touchdowns and ranks ninth with 288 total points since the start of the 2017 campaign.

Multiple Rushing TD Performances since 2015

Player, Team	Multi-TD Games
1. Todd Gurley II, LA	**15**
2. Mark Ingram II, NO/Bal	9
3. David Johnson, Ari	8
4t. Ezekiel Elliott, Dal	7
4t. Carlos Hyde, Jax/Hou	7
4t. LeGarrette Blount, Det	7

COOKS WITH CONSISTENCY

WR Brandin Cooks

Rams WR Brandin Cooks has been a consistent pass catcher since he entered the league in 2014 as a first-round draft pick by the New Orleans Saints.

Cooks posted his first 1,000-plus yard receiving season in 2015 (1,138 yards receiving) and is the only player in NFL history to post three consecutive 1,000-plus yards receiving on three different teams in a three-year span. Cooks has 5,050 career receiving yards on 352 receptions.

Since entering the league in 2014, Cooks ranks seventh in the NFL in 25-yard receptions, hauling in 57 catches of over 25 yards, including eight in 2018 and two in 2019.

Most 25-Plus Yard Receptions Since 2014

Player, Team	25-Plus Yard Receptions
1. T.Y. Hilton, Ind	77
2. Antonio Brown	75
3. Julio Jones, Atl	73
4t. DeAndre Hopkins, Hou	64
4t. Mike Evans, TB	64
6. Odell Beckham Jr., NYG/Cle	58
7. Brandin Cooks, LA	**57**

WARNING! HIGH SPEEDS AHEAD

The Rams roster is deep with speedsters capable of reaching top gears of 20-plus miles per hour. Since the beginning of the 2018 season, Los Angeles has had 10 players currently on the roster that have surpassed the 20 mph mark with the ball in their hands or while making a play a total of 24 times.

WR Brandin Cooks eclipsed the 21 MPH mark in a 2018 Week 4 contest. Cooks ran a 4.33 40-yard dash at the 2014 NFL Combine.

Rams Players to Reach 20mph, 2018-2019

Pos. Player	Week	Speed (mph)
1. WR Brandin Cooks	Week 4	21.23
3. WR JoJo Natson	Week 2	20.93
3. WR Brandin Cooks	Week 10	20.80
4. WR Robert Woods	Week 16	20.74
5. RB Todd Gurley II	Week 6	20.72
6. WR Cooper Kupp	Week 4	20.70
7. WR Cooper Kupp	Week 4	20.58
8. CB Troy Hill	Week 6	20.55
9. WR JoJo Natson	**Week 7**	**20.50**
10. WR Josh Reynolds	Week 13	20.49
11. WR Brandin Cooks	**Week 2**	**20.48**
12. WR JoJo Natson	Week 16	20.41
13. WR JoJo Natson	Week 2	20.40
14. WR Brandin Cooks	**Week 6**	**20.35**
15. WR Brandin Cooks	Week 2	20.35
16. WR Brandin Cooks	Week 6	20.25
17. S Nick Scott	**Week 7**	**20.25**
18. S Marqui Christian	Week 9	20.19
19. WR Brandin Cooks	Week 11	20.15
20. WR Brandin Cooks	Week 16	20.15
21. WR Josh Reynolds	NFC Conf.	20.07
22. CB Troy Hill	Week 10	20.07
23. WR Brandin Cooks	**Week 3**	**20.03**
24. RB Todd Gurley II	Week 9	20.00

Bold indicates 2019 Season

RAMS OFFENSIVE NOTES

LINING THEM UP

T Andrew Whitworth

An emphasis of Run Game Coordinator Aaron Kromer is cross training offensive linemen to play multiple positions across the line, an emphasis that is currently benefiting the Rams as rookie OL David Edwards, a tackle in college, made his first NFL start at left guard in a Week 7 win at Atlanta. With Edwards inserted in the starting lineup, the Rams didn't surrender a sack in his first two starts.

L.A.'s streak of consistent line play ended in a Week 3 win at Cleveland when OL Jamil Demby was thrust into a starter role for an injured OL Austin Blythe. Blythe returned the following week at home against Tampa Bay. Demby then filled in for the injured OL Joe Noteboom in a week 6 game he exited with an injury.

Last season, the Rams were the only team in the league to use the same five offensive linemen for every game that season. During the 2018 season, L.A. allowed 33 sacks, tied for the eighth-fewest sacks allowed during the regular season.

Of L.A.'s 1,100 offensive snaps during the 2018 regular season, all five starters played at least 90 percent of the time while two - Austin Blythe and Rob Havenstein - played every regular season snap.

In 2017, four Rams offensive linemen cracked the top-10 for the most total snaps played by a lineman in a single season in franchise history.

One of Head Coach Sean McVay's first tasks was shoring up the Rams offensive line - a unit that saw six different starting combinations during the 2016 campaign. The Rams were the only team in the NFL to use the same five starting offensive linemen in 15 of their contests last season before resting starters during Week 17.

THE LONGEST YARD

RB Todd Gurley II

Since McVay took over before the 2017 season, the Rams offense has been amongst the most productive in the league. L.A. averages 402.6 scrimmage yards per game under the guidance of McVay. The Rams are one of only three teams to average at least 400 scrimmage yards over the last 40 regular season games.

This season, the Rams had a 518-yard outing in Week 4 and a 477-yard outing in Week 5.

During the 2018 regular season, the Los Angeles Rams finished second in the league in scrimmage yards (6,961). The Rams also finished second in the league in scrimmage yards per game (435.1).

The Rams offense amassed over 500 yards of offense in consecutive weeks (Weeks 3-4, 2018), including 556 yards in the team's Week 4 win over the Vikings, in which they averaged over 10 yards per play. The two games with over 500 yards were the first two 500-plus yard outings by the Rams.

2017-Present Scrimmage Yard Per Game Leaders

Team	Scrim. Yards	Yards/Touch	Yards/Game
1. Kansas City Chiefs	16,860	8.7	411.2
2. Tampa Bay Bucs	16,139	8.2	403.5
3. Los Angeles Rams	**16,105**	**8.1**	**402.6**
4. New England Patriots	16,368	7.5	399.2
5. Atlanta Falcons	15,758	8.1	394.0

GOING GOFF IN THE SCORING COLUMN

QB Jared Goff

QB Jared Goff has found his favorite redzone target in WR Cooper Kupp. The duo has combined for 15 touchdown strikes in only 31 games played together.

Goff's first touchdown pass of the 2019 campaign was caught by TE Tyler Higbee, the fifth touchdown from Goff to Higbee. In a Week 2 contest, Goff connected with WR Brandin Cooks, their sixth touchdown connection. In a Week 3 win at Cleveland, WR Cooper Kupp emeraged as Goff's most frequented touchdown recipient, connecting on their 12th and 13th touchdowns of their young careers.

Goff became the first player in league history to pass for at least 350 yards while completing at least 75 percent of his passes in three consecutive games, capped off with one of the best performances by a quarterback in league history in the team's 2018 Week 4 win over the Minnesota Vikings.

Against the Vikings last season, Goff established career highs in passing yards (465), passing touchdowns (5) and quarterback rating (158.3). Goff attempted 33 passes, which are the most pass attempts by a QB with a perfect rating in NFL history.

During the 2018 regular season, Goff was amongst the best in the league in passing yards (4,688, 4th), yards per attempt (8.4, 4th), and QB rating (101.1, 8th). His 32 passing touchdowns were tied for the sixth-most with Drew Brees and Philip Rivers.

In his first road start of his sophomore campaign, a Thursday Night game at San Francisco, the Cal product had what was then his most efficient day in the NFL, completing 22-of-28 passing attempts (79 percent) for 292 yards, three touchdowns and no interceptions with a 145.8 QB rating, earning his first road victory.

Goff threw three touchdowns in the first half of his first-career road start as a rookie in a Week 12 matchup with the New Orleans Saints in 2016, becoming the third rookie to throw three touchdowns in their first-career road start over the past 20 years.

Jared Goff Career TD Passes by Receiver

Receiver	TD Passes
WR Cooper Kupp	16
WR Robert Woods	11
RB Todd Gurley II	11
WR Sammy Watkins	8
TE Gerald Everett	7
WR Josh Reynolds	7
WR Brandin Cooks	6
WR Tyler Higbee	5
WR Kenny Britt	2
RB Malcolm Brown	1
WR Tavon Austin	1
TE Lance Kendricks	1
Total	**76**

RAMS OFFENSIVE NOTES

FINDING FIRST DOWNS

Since Head Coach Sean McVay took over prior to the 2017, the Rams offense has been consistently moving the ball. L.A. has posted the fourth-most first downs since 2017 (886). The Rams have amassed 282 rushing first downs under McVay and 532 first downs through the air with 72 first downs from penalties.

2017-Present First Downs

Team	First Downs
1. New England Patriots	950
2. Tampa Bay Bucs	922
3. Kansas City Chiefs	900
4. Los Angeles Rams	**886**
5. New Orleans Saints	877

HEART OVER HEIGHT

Since 2014, Rams WR Brandin Cooks has been amongst the league's best active wide receivers who measure 5'10" or shorter. Cooks is first among active players in receiving yards and touchdowns. He's third in receiving yards per game. Cooks also has the longest TD reception of the group (98 yards).

Receiving Yards Since 2014: Receivers Shorter than 5'10"

Player, Team	Receiving Yards
1. Brandin Cooks, LA	**5,549**
2. Golden Tate, Det/NYG	5,341
3. DeSean Jackson, Phi	4,303
4. Julian Edelman, NE	4,283
5. Randall Cobb, GB/Dal	4,036

Receiving TDs Since 2014: Receivers Shorter than 5'10"

Player, Team	Receiving TDs
1. Brandin Cooks, LA	**33**
2t. Randall Cobb, GB/Dal	29
2t. Tyreek Hill, KC	29
4. Tyler Lockett, Sea	25
5t. Three players	24

Receiving YPG Since 2014: Receivers Shorter than 5'10" (Min. 50 Games)

Player, Team	Receiving YPG
1. Julian Edelman, NE	71.4
2. Tyreek Hill, KC	70.0
3. Brandin Cooks, NO/NE/LA	**67.7**
4. Golden Tate, Det/NYG	63.6
5. DeSean Jackson, Phi	63.3

A KUPP FULL OF RECEPTIONS

WR Cooper Kupp has started games quickly, posting eight receptions on L.A.'s opening drive of games this season. The output is tied for the most in the league.

2019 Opening Drive Receptions

Player, Team	Catches on Opening Drive
1t. Cooper Kupp, LA	**8**
1t. Emmanuel Sanders, Den/SF	8
1t. Aaron Jones, GB	8
1t. D.J. Chark, Jax	8
5t. Five Tied With	7

Kupp has also found success in making big plays. Through the first nine weeks of this season, Kupp is the only player in the league to have multiple games with a longest reception of at least 65 yards. He did so in Week 2 (66 yards) and Week 8 (65 yards).

STREAKING RECEIVERS

WR Cooper Kupp recorded at least 100 yards receiving in four of the Rams' first five games of the 2019 season. Kupp's four-game streak is tied for the fourth-longest streak in franchise history. Kupp's 792 receiving yards currently ranks third in the NFL through Week 9 of the 2019 season.

A season ago, WR Brandin Cooks posted at least 100 yards receiving in three-straight games, from Weeks 9-11 in 2018, which is tied for the sixth-longest 100-yard game streak in franchise history. Isaac Bruce had 100-yard game streaks of four and six in his Rams tenure.

Cooks posted five 100-yard games in his first season as a member of the Los Angeles Rams.

Most Consecutive 100-Yard Games in Franchise History

Player	Streak	Year
1. Isaac Bruce	6 games	1995
2t. Elroy Hirsch	5 games	1951
2t. Bob Boyd	5 games	1954
4t Cooper Kupp	**4 games**	**2019**
4t. Isaac Bruce	4 games	2004
6t. Brandin Cooks	**3 games**	**2018**
6t. Torry Holt	3 games	2003
6t. Torry Holt	3 games	2000
6t. Torry Holt	3 games	2000 (spanned two seasons)

OFFENSIVE EXPLOSION

Under Head Coach Sean McVay, the Rams have shown a knack for creating explosive plays in all phases of the game. Through the first nine weeks of the 2019 season, L.A. has tallied 46 explosive plays.

During the 2018 regular season, L.A recorded 115 explosive plays, an average of over seven per game. During the 2017 regular season, the Rams tallied 105 total explosive plays, 30 of which came during the second quarter of play - the most in any single quarter a season ago.

**Explosive plays are defined as 20-plus yard passes, rushes, receptions or returns.*

Rams 2018-19 Explosive Plays (by Player)

Pos. Player	Explosive Plays
QB Jared Goff	104
WR Brandin Cooks	29
WR Robert Woods	26
WR Cooper Kupp	24
RB Todd Gurley II	19
WR JoJo Natson	9
TE Gerald Everett	9
WR Josh Reynolds	9
TE Tyler Higbee	4
LB Cory Littleton	2
OLB Samson Ebukam	1
S John Johnson III	1
RB Darrell Henderon Jr.	1
P Johnny Hekker	1
S Nick Scott	1

Rams 2018-19 Explosive Plays (by Quarter)

Player, Team	Explosive Plays
First Quarter	32
Second Quarter	39
Third Quarter	51
Fourth Quarter	38
Total	**161**

RAMS DEFENSIVE NOTES

TAKE IT AWAY AND MAKE 'EM PAY

LB Cory Littleton

L.A. has recorded 12 takeaways during the 2019 season and scored 36 points off of the takeaways through the Week 9 of the regular season, adding to the league-leading points off takeaways under McVay.

The Rams have taken the ball from their opponents 70 times since the start of the 2017 season and scored 275 points off takeaways since Sean McVay became the head coach, the most in the league since the start of the 2017 season. Last season, L.A. took the ball away from their opponents 30 times, the third-most in the NFL. L.A. scored a league-best 113 points off takeaways during the 2018 regular season.

Not only did the Rams take the ball away, they made their opponents pay for turning the ball over. L.A. finished the 2017 regular season ranked fifth in the league in total takeaways with 28. The Rams scored 126 points off of turnovers, the second-best total created by the defensive unit in 2017 and 26.4 percent of the team's points last season came following a takeaway, which was the fourth-highest percentage in the NFL.

Most Points Off Takeaways in 2017-Present

Team	Points Off Takeaways
1. Los Angeles Rams	**275**
2. Baltimore Ravens	243
3. Chicago Bears	219
4. Pittsburgh Steelers	216
4. Houston Texans	215

BROCKERS BRINGING IT

DL Michael Brockers

DL Michael Brockers recorded his first sack of the 2019 season, the 21st of his career in a Week 2 win over the New Orleans Saints.

The LSU product ranks fifth on the team through Week 9 of the 2019 campaign with 34 total tackles, the most amongst all Rams defensive linemen.

Brockers recorded the Rams' first sack of the 2018 campaign, bringing down Raiders QB Derek Carr for a three-yard loss. Brockers has the third-most tackles of all Rams defensive linemen and finished seventh on the team during the 2018 regular season with 54 total tackles (33 solo).

Brockers led the Rams defensive line with 65 total tackles during the 2017 season, the fifth-most on the team. The LSU product also added eight TFL, 4.5 sacks, eight QB hits and four PDs in 2017.

In 2016, he recorded the second-most tackles on the team by an interior defensive lineman (58). His 58 total tackles ranked eighth on the team two seasons ago. In 2016, the LSU product tallied seven quarterback pressures and four quarterback hits despite missing two games in the middle of the season.

Brockers finished the 2015 season with career highs in tackles (74) and tackles for loss (12). His tackle for loss total was tied for third among all Rams.

Brockers has posted 41 TFL, 48 QB hits, 21.5 sacks, nine PDs, forced two fumbles and recovered one fumble appearing in 115 games with 113 starts through Week 9 of his eighth regular season in the National Football League.

FIRST THINGS FIRST

CB Nickell Robey-Coleman forcing a fumble in Week 5

L.A.'s defense has gotten into the habit of setting the tone early in games, holding opponents to three points or fewer in the first quarter of seven-consecutive regular seasons contests before allowing seven in Week 4 of the 2019 season. The Rams had not accomplished the feat since a stretch of 10 games between the 2014 and 2015 seasons. In those seven games, the defense has forced four turnovers on their opponents' opening drive of the game, including in three straight outings.

L.A. forced turnovers on the opening defensive drives against Carolina (Week 1), New Orleans (Week 2) and at Seattle (Week 5). L.A. became the first team to force turnovers in their first two games of a season since the Jets in 2015.

L.A. Forced Turnovers on Opening Drive of Game in 2019

Opponent, Week	Caused Turnover, Player
Seattle, Week 5 (2019)	Fumble, N. Robey-Coleman
New Orleans, Week 2 (2019)	INT, J. Johnson
Carolina, Week 1 (2019)	Fumble, C. Littleton

ANYTHING BUT LITTLE(TON)

LB Cory Littleton

LB Cory Littleton posted a career-high 14 tackles in the Rams Week 1 win over the Carolina Panthers and matched that total in a Week 6 loss to San Francisco. Additionally, Littleton added two passes defensed, one forced fumble, one fumbe recovery and an interception in the Week 1 win.

In the team's week 7 win at Atlanta, Littleton filled up the stat sheet. He finished the game with three solo tackles, two tackles for loss, 1.0 sack, one interception and one pass defensed.

Littleton leads the Rams defense with 66 total tackles through Week 9 of the 2019 season. Littleton is tied with a team-best two interceptions in the first eight games of the season.

During the 2018 campaign, Littleton led the team in total tackles (125). The third-year linebacker finished tied for the 10th-most tackles among all NFL defenders.

Littleton posted 13 passes defensed last season, which was the most by a linebacker and tied for the 13th-most by any defender in 2018. During the season finale against the 49ers, Littleton notched two interceptions against 49ers QB Nick Mullens, returning the latter 19 yards to the end zone for his first career pick-six.

In his 56 career regular season games played, Littleton has 25 passes defensed, 13 tackles for loss, nine QB hits, 6.5 sacks, six interceptions, two forced fumbles and two fumble recoveries.

RAMS DEFENSIVE NOTES

FORCING FUMBLES

Rams defenders forcing a fumble

The Los Angeles Rams forced two fumbles against the Carolina Panthers in the 2019 season opener and are tied for fifth in the NFL in forced fumbles through Week 9 (9), continuing a trend by Rams defenses.

In his Rams debut, CB Jalen Ramsey added to the team's forced fumble total. Ramsey finished the game with four solo tackles and one force fumble.

The Rams forced 12 fumbles during the 2018 season, which was tied for the 14th-most last season. As a team, the Rams have forced 111 fumbles since 2012. The 111 forced fumbles is the third-best total in the NFL during that span.

Defensive Coordinator Wade Phillips continues to build defenses predicated on forcing turnovers. The Rams defense forced 17 fumbles during Phillips' first season as defensive coordinator in 2017. The 17 forced fumbles were tied for the most in the league with the Jacksonville Jaguars in 2017. Phillips' Broncos defensive unit forced 34 fumbles in his two seasons as coordinator, tied for the fourth-best total in those two seasons.

Team Forced Fumble Totals 2012-Present

Team	Forced Fumbles
1. New England Patriots	116
2. Carolina Panthers	114
3. Los Angeles Rams	**111**
4t. Washington Redskins	109
4t. Seattle Seahawks	109

WEDDLE WAITS FOR PICKS

S Eric Weddle has earned Pro Bowl honors in three-consecutive years – all while playing for the Ravens (six career Pro Bowl honors).

S Eric Weddle

Eight games into his tenure with the Rams, Weddle ranks second in tackles with 59 total tackles. The SoCal native had added three passes defensed this season.

In 2018, Weddle helped lead the Ravens' No. 1 defense, which allowed the NFL's fewest yards (292.9) per game.

Weddle has recorded 29 career interceptions since entering the league as a second-round draft choice (No. 37 overall) by the San Diego Chargers in the 2007 NFL Draft. Weddle's 29 interceptions is tied for the seventh-most by active players in the NFL since 2007 and ranks third amongst active safeties on a roster heading into Week 10 of the 2019 regular season. The SoCal native has returned four of his 29 interceptions for touchdowns.

Active NFL Safety Leaders - Interceptions

Player, Team	Interceptions
1t. Mike Adams, SF/Cle/Den/Ind/Car/Hou	30
1t. Earl Thomas, Sea/Bal	29
3. Eric Weddle, SD/Bal/LA	**29**
4. Devin McCourty, NE	26
5. Antoine Bethea, Ind/SF/Ari/NYG	25

Additionally, Weddle has recorded 9.5 sacks in his career, that is tied for the third-most by any active safety in the NFL. Weddle recorded 1.0 sack in each of the last three seasons.

TALKING TACKLES FOR LOSS

DT Aaron Donald

Rams DT Aaron Donald has used an explosive first step to make a living in opponents' backfields since entering the league in 2014. Since the start of the 2014 season, Donald leads the league in tackles for loss, tallying 108 in 84 games played.

Donald has recorded 11 tackles for loss through the first eight games of the 2019 season. The Pitt product finished first in the NFL with 25 tackles for loss during the 2018 regular season. Donald posted 15 TFL in 14 games during the 2017 season. The 15 TFL was tied for the ninth-most last season and the most by an interior defensive lineman. Donald recorded a then career-high 22 tackles for loss in his second season in the NFL in 2015.

2014-Present NFL Leaders - Most Tackles for Loss

Player, Team	TFL
1. Aaron Donald, LA	**108**
2. Calais Campbell, Jax	85
3. J.J. Watt, Hou	84
4. Khalil Mack, Chi	83
4. Cameron Jordan, NO	82

SERIOUS SACK NUMBERS

LB Clay Matthews

LB Clay Matthews returned to Southern California for his 11th NFL season - the region he was raised and played his college ball after spending his first 10 NFL seasons in Green Bay. Matthews posted the first sack of the Rams' 2019 campaign and has recorded at least 1.0 sack in each of the first three games, including 2.0 sacks in a Week 3 win at Cleveland. In his first 5 games as a Ram, he posted 6.0 sacks.

After being drafted by the Packers in the first round of the 2009 NFL Draft, Matthews went on to become the franchise's leading sack artist, amassing 83.5 sacks in his time in Green and Gold.

The former Trojan recorded at least 6.0 sacks in eight of his first 10 NFL seasons, which is tied for the third-most seasons with six-plus sacks among active players in the NFL since 2009. Additionally, Matthews has had four seasons with at least 10.0 sacks.

Among all active players, Matthews' 89.5 sacks is the fourth-most since 2009.

2009-Present Active NFL Leaders - Sacks

Player, Team	Sacks
1. Von Miller, Den	102.5
2. Cameron Wake, Mia	100.5
3. Clay Matthews, GB/LA	**89.5**
4. Calais Campbell, Jax	87.0

2009-Present Active NFL Leaders 6.0-Plus Sack Seasons

Player, Team	6.0-Plus Sack Seasons
1t. Calais Campbell, Ari/Jax	9
1t. Clay Matthews, GB/LA	**8**
3t. Cameron Wake, Mia	8
3t. Carlos Dunlap, Cin	8
3t. Ryan Kerrigan, Was	8

RAMS DEFENSIVE NOTES

INTERCEPTING THE RANKS

Since 2017, the Los Angeles Rams defense ranks second in the league in interceptions (42) and has returned those interceptions for the most yards of anyone in the NFL (755) since Defensive Coordinator Wade Phillips implemented his system.

This season, the Rams have posted six interceptons, which is tied for the 15th-most in the NFL through Week 9 and returned them 64 yards with one pick-six.

Most Interceptions 2017-Present

Team	Interceptions
1. New England Patriots	49
2. Los Angeles Rams	**42**
3. Baltimore Ravens	41
4t. Buffalo Bills	40
4t. Chicago Bears	40

Most Interception Yards 2017-Present

Team	Interception Yards
1. Los Angeles Rams	**755**
2. Chicago Bears	716
3t. Cincinnati Bengals	607
3t. Baltimore Ravens	607
5. Los Angeles Chargers	597

REED IT AND WEEP

Rams rookie LB Troy Reeder tallied 13 tackles in L.A.'s Week 5 game against Seattle. The total is the most of any rookie in a single game this season. Teammate Taylor Rapp's 12-tackle output in Week 8 is the second-most by a rookie this season.

Total Tackles in Single Game by A Rookie

Player, Team	Week	Total Tackles
1. Troy Reeder, LA	**5**	**13**
2t. Devin White, TB	9	12
2t. Taylor Rapp, LA	**8**	**12**
4t. Devin Bush, Pit	1	11
4t. Marquise Blair, Sea	1	11

Week 5 was Reeder's first start of his career. His 13 tackles were the third most by an undrafted rookie in their first start since 2000 and the most since Bront Bird (SD) in 2013.

Total Tackles By Undrafted Rookie in First Start

Player, Team	Year, Week	Total Tackles
1. David Hawthorne, Sea	2009, W3	16
2. Bront Bird, SD	2013, W1	14
3. Troy Reeder, LA	**2019, W5**	**13**
3t. Josh Byrnes, Bal	2012, W15	13
3t. Tracy White, Sea	2004, W7	13

Reeder has posted 28 tackles over the last four weeks L.A. has played, which is the second-highest total of any defensive rookie in the league.

Total Tackles: Weeks 5-8

Player, Team	Total Tackles
1. Roderic Teamer, LAC	29
2. Troy Reeder, LA	**28**
3. Byron Murphy, Ari	26
4. Cole Holcomb, Was	25
5t. Taylor Rapp, LA	**24**
5t. Blake Cashman, NYJ	24

LITTLE TO WORRY ABOUT

LB Cory Littleton has been active in pass defense dating back to the 2017 season, leading all linebackers with 25 passes defensed over 40 games played.

Passes Defensed by Linebackers Since 2017

Player, Team	Passes Defensed
1. Cory Littleton, LA	**25**
2. Eric Kendricks, Min	23
3. Alec Ogletree, LA/NYG	21
4t. Luke Keuchly, Car	19
4t. Bobby Wagner, Sea	19

Since 2018, Littleton's numbers are amongst the best of all defensive players. His 21 passes defensed are tied for eighth in the entire league.

PUSH 'EM BACK, ALL (THE) TIME

In 2018, DT Aaron Donald broke former Giants DE Michael Strahan's NFL record for total defensive sack yards in a single season. With Donald's 20.5 sacks, the All-Pro defensive tackle was able to move offenses back a total of 183.5 yards and led the league in defensive sack yards by a player by 61.5 yards.

Donald (183.5) ended the 2018 regular season with more defensive sack yards than two teams - the Bengals (173.0) and Raiders (80.0).

Most Defensive Sack Yards in a Single Season (All-Time)

Player, Year	Def. Sack Yards
1. Aaron Donald, 2018	**183.5**
2. Michael Strahan, 2001	177.5
3. Jason Taylor, 2002	162.5
4. DeMarcus Lawrence, 2017	160.0
5. Jared Allen, 2011	150.5

CAN'T CATCH THIS

Since Defensive Coordinator Wade Phillips took over the Rams defense in 2017, the team is tied for fourth in passes defensed in the NFL with 199. The Rams 35 passes defensed in the first six games of the 2019 season is tied for the 16th-most.

In the 2018 regular season, the Rams totaled 68 passes defensed and was led by LB Cory Littleton with 13. Littleton is tied for the league lead amongst linebackers since 2017 with 21 passes defensed.

Most Passes Defensed Since 2017

Team	Passes Defensed
1. Baltimore Ravens	210
2. Philadelphia Eagles	202
3. Chicago Bears	200
4t. Los Angeles Rams	**199**
4t. New Orleans Saints	199

LOCKDOWN CORNER

Sunday's contest against Pittsburgh will be the third time CB Jalen Ramsey squares off against the Steelers in regular season action. Ramsey has fared well in the two meetings, leading Jacksonville's defense to a road victory in 2017 before a narrow defeat at home in the 2018 campaign.

Jalen Ramsey Career History vs. Pittsburgh

Week, Year	Solo Tackles	INT	PD
Week 5, 2017	7	1	4
Week 11, 2018	8	2	3

Ramsey's interception in the 2017 contest was one of five on the day for the Jaguars defense, which held Pittsburgh without a touchdown in the game. The pick came on Jacksonville's second defensive drive and helped the Jaguar offense take a lead it would not relinquish. Teammate Dante Fowler Jr., who played alongside Ramsey in Jacksonville, tallied 1.0 sack in the game as well.

The two-time Pro Bowler continued his strong play against Pittsburgh when the two teams met again in the 2018 season, intercepting Steelers QB Ben Roethelisberger twice and recording a team-high eight solo tackles to go along with three passes defensed. Ramsey joined Cleveland CB Denzel Ward as the only players to intercept Roethelisberger multiple times in a single game last season.

RAMS SPECIAL TEAMS NOTES

A LEG UP IN THE SCORING COLUMN


K Greg Zuerlein

Against Buffalo in the Rams 2016 Week 5 contest, K Greg Zuerlein made his 100th career field goal. He now has connected on 193 field goals and 244 PATs in his eight-year NFL career.

Against the Cowboys in the 2017 Week 4 contest, Zuerlein booted the Rams to their third win of the season, accounting for 23 of the team's 35 points, connecting on 7-of-7 field goal attempts and 2-of-2 PATs. The seven made field goals established a franchise record for single-game field goals and his 23 points is the second-highest total for a Ram in a single game. Zuerlein tied Billy Cundiff for the third-most points by a kicker in a single game in NFL history, falling three points short of Rob Bironas' 26-point effort on 10/21/07. On the season, Zuerlein was 36-of-38 on field goal attempts and 35-of-36 on PATs.

Zuerlein's 97.6 percent PAT success rate is the fourth-highest percentage in franchise history. Zuerlein is the only kicker in franchise history that has kicked PATs from the 2-yard line and the 15-yard line.

In his career, Zuerlein has scored 823 points and connected on 193-of-232 FG attempts and 244-of-250 PATs.

Zuerlein moved into second place in franchise history with 792 career points poinst in a 2019 Week 4 loss to Tampa Bay. He posted a personal-best 158 points, which was the most points by anyone during the 2017 regular season.

GREG THE LEG

Rams K Greg "The Leg" Zuerlein is one of the most prolific long-distance kickers in NFL history and against the Bears in a 2018 Week 14 contest, set the franchise record for 50-plus yard field goals, connecting on his 27th from at least 50 yards. In his career, Zuerlein has hit 32-of-52 field goals from long distance. Zuerlein has hit all four of his field goal attempts from over 50 yards this season, including a season-long 58 yards.

At Minnesota (11/8/15), he broke his own team record with a 61-yard field goal. In the process, he became just the second kicker in NFL history to make two 60-yard field goals in a career, joining Sebastian Janikowski. Coincidentally, Rams Special Teams Coordinator John Fassel held the same position with the Raiders when Janikowski accomplished his feat.

Zuerlein owns five of the six longest field goals made in Rams history, and his 61-yard kick in Minnesota was the longest in the NFL during the 2015 season.

Zuerlein has been one of the best deep ball kickers in the league since he arrived in 2012. With 32 career kicks from 50 yards or more, Zuerlein has the most field goals of 50 yards or more in team history.

He passed Jeff Wilkins for the most 50-plus yard field goals during the 2018 season and Josh Brown during the 2017 season to move into second on the Rams all-time scoring list. He has the fifth-most 50-yard field goals in the NFL since 2012. Justin Tucker has connected on a league-best 36 field goals from 50-plus since 2012.

Most FG made from 50 yards or more, Rams History

Player	Years	FG Made
1. Greg Zuerlein	**2012-present**	**32**
2. Jeff Wilkins	1997-07	26
3. Josh Brown	2008-11	15
4. Tony Zendejas	1991-94	8

SPECIAL, SPECIAL TEAMS

LB Cory Littleton

Rams LB Cory Littleton blocked a punt in the 2018 Week 3 contest against the Los Angeles Chargers and against the 49ers in Week 7. His four blocked punts since the start of the 2017 season are the most in the NFL and is one of four players with four blocked punts since 2000.

The Rams special teams unit scored its first touchdown of the 2019 season when LB Troy Reeder forced a fumble on a punt return and CB Darious Williams recovered the fumble in the Falcons endzone for the final score in a 37-10 Week 7 road win in Atlanta.

During the 2017 season, Littleton was the first player to block multiple punts in a single season since 2014 when Tennessee's Jurrell Casey and Buffalo's Anthony Dixon each had two blocks.

Former DB Blake Countess returned a blocked punt for a touchdown vs. Philadelphia (12/10/17) and against the Los Angeles Chargers (9/23/18), becoming the first player to score on a blocked punt in consecutive seasons since Ed Reed returned three blocked punts for touchdowns during the 2002 and 2003 seasons.

The Rams were one-of-five teams in the NFL to block a punt during the 2017 season and they are the only team with multiple blocked punts, marking the 12th season in which a Rams team has blocked multiple punts in a single season. They are the first team to do so in franchise history since the 2003 Rams.

The 2017 Rams were the first team to block multiple punts and return them for touchdowns since 2014 when the Philadelphia Eagles (three) and Minnesota Vikings (two) achieved the feat. On the season, L.A. blocked three punts, one PAT and one field goal.

JOHNNY BE GOOD!

P Johnny Hekker

In the Rams' 2018 Week 2 win over the Arizona Cardinals, P Johnny Hekker had to step in as the place kicker for the injured K Greg Zuerlein in addition to his punting duties.

Hekker made his first career field goal, a 20-yard attempt, connected on a point after try, recorded five kickoffs, two of which went for touchbacks and punted twice with a 41.0 net average.

Hekker joins Cardinals K Phil Dawson as the only active players with at least one made field goal and a touchdown pass.

In his career, Hekker has 568 punts with a 43.3 net average and 225 punts downed inside the 20-yard line, is one-of-one on field goal attempts and PATs and has completed 13-of-21 passing attempts for 191 yards, one touchdown and a 107.4 QB rating (including playoffs). Hekker recorded his first NFL rushing attempt on a fake field goal in a 2018 Week 9 game at New Orleans. Hekker gained three yards on the play and was marked just short of the line-to-gain.

RAMS SPECIAL TEAMS NOTES

RETURN ON INVESTMENT

WR JoJo Natson is off to a hot start in his second season as the Los Angeles Rams return specialist. Natson ranks fourth in the NFL through Week 9 of the 2019 season in punt return average (9.8). He recorded a season-best 35-yard return against the Falcons in a Week 7 road win.

Returner JoJo Natson

Natson ranks seventh amongst all returners in his two seasons fielding punts for the Rams. He averages 10.5 yards per punt return since the start of 2018.

Despite having five different players return a punt during the 2018 regular season, the Los Angeles Rams finished 10th in the NFL in punt return average (10.2 yards/return).

Natson returned 26 punts for 280 yards (10.8 yards/return) with 10 fair catches a season ago. Natson ranked seventh in the NFL amongst qualified punt returners in average return (10.8) and sixth in total punt return yards (280) in his first season with the Rams.

2019 Individual Punt Return Average Leaders

Player, Team	Avg.
1. Preston Williams, Mia	11.5
2. Tarik Cohen, Chi	11.3
3. Richie James Jr., SF	10.5
4. JoJo Natson, LA	**9.8**
5. Cyrus Jones, Bal	9.4

2018-19 Individual Punt Return Average Leaders (Min. 20 punt returns)

Player, Team	Avg.
1. Dwayne Harris, Oak	13.1
2. Tarik Cohen, Chi	12.0
3. Cyrus Jones, NE/Bal	11.9
4. Desmond King II, LAC	11.6
5. Andre Roberts, NYJ	10.8
6. Marcus Sherels, Min	10.7
7. JoJo Natson, LA	**10.5**

FAKE IT 'TIL YOU MAKE IT

Rams Special Teams Coordinator John Fassel has been finding ways to scheme against opponents since joining the team in 2012. Fassel has attempted 21 fake plays (19 punts, one field goal, one PAT) and has successfully converted on 12 of them - 11 fake punts, one field goal and one PAT. Since then, the Rams have a fake play success rate of 62 percent. Additionally, the special teams unit scored a touchdown in 2012 and a two-point conversion in 2014 off of fake play calls.

The Rams special teams have averaged over 15 yards per play on their 11 successful fake punts since 2012.

Fassel's Fake Play Success By Season

Season	Fake Success/Attempts
2012	3/3
2013	0/2
2014	3/3
2015	1/2
2016	1/2
2017	1/3
2018	3/5
2019	1/1

JOHNNY ON THE SPOT

P Johnny Hekker posted the third-best net average in NFL history with a 44.3 net average during the 2017 regular season, the second-best average of Hekker's career. Tennessee punter Brett Kern led the league in 2017 with a 44.6-yard net average.

Hekker enjoyed a record-breaking 2016 season, recording the most punts downed inside opponents' 20-yard line in NFL history. Additionally, Hekker broke his own NFL single-season net punting average record (46.0).Hekker booted a then career-long 75-yard punt against the Carolina Panthers in the Rams' 2016 Week 9 contest, and bested himself a week later with a 78-yarder against the New York Jets.

The Oregon State product finished the 2016 season with 98 punts, a 47.8-yard gross punting average, 51 punts inside opponents 20-yard line with only one touchback. As a unit, the Rams punt coverage team limited opponents to 152 return yards on 35 attempts and limited opponents to a league-best 4.3-yard average. With the outstanding coverage unit and directional punting, Hekker posted a 46.0-yard net average on the season, the best in NFL history.

Hekker led the NFL in 2015 in net average (43.7), gross average (47.9) and punts downed inside the opponents' 20 yard-line (41). Since the NFL began tracking punts inside 20 yard-line in 1976, Hekker is the first player to lead the league in gross, net and punts placed inside the 20-yard line in the same season.

Highest Net Punting Average in a Season (Since 1976)

Player, Team - Year	Punts	Net Avg
1. Johnny Hekker, LA - 2016	**98**	**46.0**
2. Brett Kern, Ten - 2017	75	44.6
3. Johnny Hekker, LA - 2017	**65**	**44.3**
4t. Johnny Hekker, LA- 2013	**78**	**44.2**
4t. Sam Martin, Det - 2016	62	44.2
5. Andy Lee, SF - 2011	78	44.0

HE'S WORTH AN ARM AND A LEG

Since entering the league in 2012, Rams P Johnny Hekker has been utilized as a weapon on special teams in a variety of ways, including with his arm. To date, including playoffs, Hekker has attempted 21 passes, completing 13 of them for 191 yards and a 107.4 passer rating. He has completed at least one pass in seven-of-eight seasons, including the last six in a row. Hekker set a single-season high for completions (3) in his rookie year in 2012.

P Johnny Hekker Regular and Postseason Career Passing

Player	Comp/Att.	Yards	TDs	QB Rating
Johnny Hekker	13/21	191	1	107.4

Hekker's 13 completions have gone to 12 different players and 12-of-13 have been successful first down conversions, most recently to S Nick Scott in a Week 7 win over Atlanta. The Rams punter also completed a pass for a successful two-point conversion in 2014.

P Johnny Hekker Career Completions

Play (Year)	Qtr.	Down/Distance
23 yards to Nick Scott (2019)	2	4th-and-3
12 yards to Sam Shields (2018)	2	4th-and-5
7 yards to Gerald Everett (2018)	2	4th-and-7
12 yards to Sam Shields (2018)	2	4th-and-3
6 yards to Pharoh Cooper (2017)	2	4th-and-7
28 yards to Josh Reynolds (2017)	4	4th-and-6
4 yards to Chase Reynolds (2016)	3	4th-and-1
20 yards to Cody Davis (2015)	3	4th-and-2
19 yards to Stedman Bailey (2014)	4	4th-and-4
18 yards to Benny Cunningham (2014)	4	4th-and-3
21 yards to Rodney McLeod (2012)	2	4th-and-4
19 yards to Lance Kendricks (2012)	4	4th-and-8
2-yard TD to Danny Amendola (2012)	2	4th-and-2

RAMS SPECIAL TEAMS NOTES

FLIPPING FIELDS

P Johnny Hekker continues to be not only one of the most accurate punters in the NFL, but has developed into a complete special teams weapon at flipping the field.

Hekker became the first punter in the NFL to record a 75-plus yard punt in back-to-back games since Patriots' P Luke Prestridge in 1984.

The Oregon State product established a career-long 75-yard punt in the team's 2016 Week 9 contest against the Carolina Panthers, a record that stuck for a week before he booted a 78-yarder against the New York Jets in the Rams' Week 10 contest. On the season, Hekker had three punts over 75 yards.

There were only nine 70-plus yard punts during the 2016 NFL campaign, Hekker and Jaguars' Brad Norton each had a 78-yarder to their name. There had not been one 70-yard punt through the first three weeks of the 2017 season.

Hekker's 46.0-yard net average led the league in 2016, and ranks first in NFL history for a single season. Previously, the 16-game record was 44.2, a record Hekker himself set in 2013.

Since the NFL went to a 16-game season in 1978, the lowest opponent punt return average, with a minimum of 25 returns, is 2.6 yards, set by the Rams in 2013. The 2016 version of the Rams saw its opponents return 35 punts for just a 4.3 yards per return average.

Longest Punts Since 2012

Player, Team	Distance
1. Robert Malone, NYJ	84
2t. Jordan Berry, Pit	79
2t. Drew Butler, Pit	79
2t. Brett Kern, Ten	79
2t. Britton Colquitt, Cle	79
6t. Johnny Hekker, LA	**78**
6t. Brad Nortman, Jax	78

GAME-WINNING GREG

Since joining the Rams in 2012 as a sixth-round selection, K Greg Zuerlein has been clutch when it counts. The 2018 Pro Bowler has completed eight game-winning field goals for the Rams in his career and holds an average of 43.75 yards per game-deciding field goal.

Greg Zuerlein's Career Game-Winning Field Goals

Year, Week, Opponent	Distance
2012, Week 13, vs. San Francisco 49ers	54 yards
2013, Week 1, vs. Arizona Cardinals	48 yards
2014, Week 2, at Tampa Bay Buccaneers	38 yards
2014, Week 9, at San Francisco 49ers	39 yards
2015, Week 1, vs. Seattle Seahawks	37 yards
2016, Week 10, at New York Jets	34 yards
2018, Week 8, vs. Green Bay Packers	43 yards
2018, NFC Champ. at New Orleans Saints	57 yards

GREG'S GOOD FROM DISTANCE

Following his 55-yard field goal in a Week 7 win at Atlanta, Rams K Greg Zuerlein has now converted on 32 kicks from 50+ yards in regular season action. Since Zuerlein entered the league in 2012, Zuerlein ranks fifth in the NFL in field goals made from long distance.

Made Field Goals from 50+ Yards Since 2012

Player, Team	FGM, 50+ yds.
1t. Justin Tucker, Bal	39
1t. Matt Prater, Den/Det	39
3. Matt Bryant, Atl	34
4. Adam Vinatieri, Ind	33
5. Greg Zuerlein, LA	**32**

ONE 'HEK' OF A RECORD

P Johnny Hekker

P Johnny Hekker went on a 13-game streak without a touchback, the longest of his career. He had previously posted two separate nine-game streaks without a touchback.

In the team's 2016 Week 16 game against the San Francisco 49ers, Hekker recorded four punts inside the 20-yard line, moving him in to sole possession of the single-season record with 51 punts downed inside opponents' 20-yard line. The punts downed inside the 20 aided his 46.0 net yard average, the best in league history.

The record was previously held by Arizona punter Dave Zastudil, who amassed 46 punts inside opponents territory during the 2012 season. Zastudil needed 112 punting attempts to reach the record and also recorded eight touchbacks. Hekker reached 51 punts inside the 20 with 98 punting attempts and only committed one touchback during the 2016 season. Hekker punted a career-high 98 times in 2016.

Single-Season Punts Inside the 20 Record

Player, Team - Year	Punts	Inside 20
1. Johnny Hekker, LA - 2016	**98**	**51**
2. Dave Zastudil, Ari - 2012	112	46
3. Dustin Colquitt, KC - 2012	83	45

SHORT CHANGED RETURN

LS Jake McQuaide

Through the first eight games of the 2019 season, the Rams special teams unit is allowing opponents an average of 8.7 yards per punt return.

The Rams punt team scored a touchdown in a Week 7 win over the Falcons. LB Troy Reeder forced a fumble and CB Darious Wiliams recovered the fumble for the score in Atlanta's endzone.

Hekker and the Rams coverage units have backed opponents up deep in their own territory and limited opponents to average just 6.6 yards per punt return, which is the lowest average in the NFL since the start of the 2012 season.

The Rams special teams units have flourished since Special Teams Coordinator John Fassel took over prior to the 2012 season. During the 2017 regular season, the Rams opponents averaged 6.1 yards per return, the ninth-best mark in the league, while P Johnny Hekker's 44.3 net yard average was the second-best total last season.

2012-Present Team Punting Leaders

Team	Avg. Opp. Return
1. Los Angeles Rams	**6.6**
2. Kansas City Chiefs	7.1
3. San Francisco 49ers	7.3
4t. Minnesota Vikings	7.4
4t. New England Patriots	7.4

LOS ANGELES RAMS STATISTICS

RAMS 2019 STATS

Won 5, Lost 3

9/8	W	30-27	at Carolina Panthers
9/15	**W**	**27-9**	**vs. New Orleans Saints**
9/22	W	20-13	at Cleveland Browns
9/29	**L**	**55-40**	**vs. Tampa Bay Buccaneers**
10/3	L	30-29	at Seattle Seahawks
10/13	**L**	**7-20**	**vs. San Francisco 49ers**
10/20	W	37-10	at Atlanta Falcons
10/27	W	24-10	vs. Cincinnati Bengals (London)

	Rams	Opponent
Total First Downs	**174**	**166**
Rushing	51	41
Passing	111	110
Penalty	12	15
3rd Down: Made/Att	42/104	43/110
3rd Down Pct.	40.4%	39.1%
4th Down: Made/Att	1/6	6/11
4th Down Pct.	16.7%	54.5%
Possession Avg.	**28:43**	**31:18**
Total Net Yards	**3,076**	**2,706**
Avg. Per Game	384.5	338.3
Total Plays	526	532
Avg. Per Play	5.8	5.1
Net Yards Rushing	**778**	**775**
Avg. Per Game	97.3	96.9
Total Rushes	199	218
Net Yards Passing	**2,298**	**1,931**
Avg. Per Game	287.3	241.4
Sacked/Yards Lost	12/92	23/155
Gross Yards	2,390	2,086
Attempts/Completions	315/193	291/186
Completion Pct.	61.3%	63.9%
Had Intercepted	7	6
Punts/Average	**27/44.5**	**35/43.6**
Net Punting Avg.	**41**	**39**
Penalties/Yards	**61/450**	**57/455**
Fumbles/Ball Lost	**7/5**	**10/6**
Touchdowns	**24**	**19**
Rushing	11	7
Passing	11	11
Returns	1	2

Score By Periods	**Q1**	**Q2**	**Q3**	**Q4**	**OT**	**Pts**
Rams	25	64	68	57	0	214
Opponents	24	50	40	60	0	174

Scoring	**TD**	**Ru**	**Pa**	**Rt**	**PAT**	**FG**	**2Pt**	**Pts**
G.Zuerlein	0	0	0	0	22/22	16/20	0	70
T.Gurley	7	6	1	0	0/0	0/0	0	42
C.Kupp	5	0	5	0	0/0	0/0	0	30
J.Goff	2	2	0	0	0/0	0/0	0	12
M.Brown	2	2	0	0	0/0	0/0	0	12
G.Everett	2	0	2	0	0/0	0/0	0	12
M.Peters	1	0	0	1	0/0	0/0	0	6
R.Woods	1	1	0	0	0/0	0/0	0	6
B.Cooks	1	0	1	0	0/0	0/0	0	6
T.Higbee	1	0	1	0	0/0	0/0	0	6
J.Reynolds	1	0	1	0	0/0	0/0	0	6
D.Williams	1	0	0	1	0/0	0/0	0	6
Rams	**24**	**11**	**11**	**2**	**22/22**	**16/20**	**0**	**214**
Opponents	**19**	**7**	**11**	**1**	**18/18**	**14/18**	**0**	**174**

2-Pt. Conversions: Rams 0/2, Opponents: 0/1
Sacks: D.Fowler 6.5, C.Matthews 6.0, A.Donald 5.0, M.Brockers 1.5, C.Littleton 1.5, O.Okoronkwo 1.5, S.Joseph 1.0
Team: 23.0, Opponents: 12.0

Rushing	**No.**	**Yds**	**Avg**	**Long**	**TD**
T.Gurley II	92	355	3.9	25	6
M.Brown	37	154	4.2	17	2
D.Henderson	29	119	4.1	22	0
R.Woods	12	71	5.9	20	1
B.Cooks	5	51	10.2	27	0
J.Goff	17	16	0.9	8	2
J.Kelly	3	9	3.0	6	0
C.Kupp	2	4	2.0	6	0
G.Everett	1	0	0.0	0	0
J.Reynolds	1	-1	-1.0	-1	0
Rams	**199**	**778**	**3.9**	**27**	**11**
Opponents	**218**	**775**	**3.6**	**25**	**7**

Receiving	**No.**	**Yds**	**Avg**	**Long**	**TD**
C.Kupp	58	792	13.7	66	5
R.Woods	38	471	12.4	37	0
B.Cooks	27	402	14.9	57	1
G.Everett	26	297	11.4	33	2
T.Higbee	18	170	9.4	20	1
T.Gurley	15	81	5.4	13t	1
J.Reynolds	5	107	21.4	31t	1
D.Henderson	4	37	9.3	14	0
N.Scott	1	23	23.0	23	0
M.Brown	1	10	10.0	10	0
M.Thomas	0	0	0.0	0	0
J.Mundt	0	0	0.0	0	0
Rams	**193**	**2390**	**12.4**	**66**	**11**
Opponents	**186**	**2086**	**11.2**	**67t**	**11**

Interceptions	**No.**	**Yds**	**Avg**	**Long**	**TD**
M.Peters	2	32	16.0	32t	1
C.Littleton	2	32	16.0	26	0
J.Johnson	2	0	0.0	0	0
Rams	**6**	**64**	**10.7**	**32t**	**1**
Opponents	**7**	**56**	**8.0**	**26**	**0**

Punting	**No**	**Yds**	**Avg**	**Net**	**TB**	**In**	**Lg**	**B**
J.Hekker	26	1,202	46.2	41.0	0	8	71	1
Rams	**27**	**1,202**	**44.5**	**41.0**	**0**	**8**	**71**	**1**
Opponents	**35**	**1,527**	**43.6**	**39.0**	**2**	**14**	**58**	**0**

Punt Returns	**Ret**	**FC**	**Yds**	**Avg**	**Long**	**TD**
J.Natson	12	9	118	9.8	35	0
M.Thomas	1	0	3	3.0	3	0
Rams	**13**	**9**	**121**	**9.3**	**35**	**0**
Opponents	**11**	**5**	**96**	**8.7**	**19**	**0**

Kickoff Returns	**No.**	**Yds**	**Avg**	**Long**	**TD**
J.Natson	5	110	22.0	27	0
Rams	**5**	**110**	**22.0**	**27**	**0**
Opponents	**9**	**213**	**23.7**	**33**	**0**

Field Goals	**1-19**	**20-29**	**30-39**	**40-49**	**50+**
G.Zuerlein	0/ 0	6/ 6	3/ 3	3/ 7	4/ 4
Rams	**0/ 0**	**6/ 6**	**3/ 3**	**3/ 7**	**4/ 4**
Opponents	**0/ 0**	**4/ 4**	**3/ 3**	**3/ 4**	**4/ 7**

Fumbles Lost: J. Goff 4, T. Gurley II **Total: 5**
Opponent Fumble Recoveries: C.Littleton 2, S.Ebukam 1, D.Williams 1, A.Donald 1, M.Peters 1
Total: 6

Passing	**Att**	**Cmp**	**Yds**	**Cmp%**	**Yds/Att**	**TD**	**TD%**	**Int**	**Int%**	**Long**	**Sack /Lost**	**Rating**
J.Goff	314	192	2,367	61.1%	7.5	11	3.5%	7	2.2%	66	12/92	86.9
J.Hekker	1	1	23	100.0%	23.0	0	0.0%	0	0.0%	23	0/0	118.8
Rams	**315**	**193**	**2,390**	**61.3%**	**7.6**	**11**	**3.5%**	**7**	**2.2%**	**66**	**12/92**	**87.1**
Opponents	**291**	**186**	**2,086**	**63.9%**	**7.2**	**11**	**3.8%**	**6**	**2.1%**	**67t**	**23/155**	**89.2**

RAMS 2019 DEFENSIVE STATS

Player	Total	Solo	Assisted	Sacks	Sack Yds	FF	PD	Int.	Safeties	QBH	TFL
Cory Littleton	66	39	27	1.5	11.0	1	8	2	0	2	2
Eric Weddle	59	35	24	0.0	0.0	0	3	0	0	0	0
John Johnson III	51	24	27	0.0	0.0	0	2	2	0	0	2
Taylor Rapp	43	25	18	0.0	0.0	0	3	0	0	0	0
Michael Brockers	34	18	16	1.5	15.5	0	1	0	0	5	1
Dante Fowler Jr.	32	20	12	6.5	52.5	1	2	0	0	9	9
Troy Reeder	31	18	13	0.0	0.0	1	0	0	0	0	0
Aaron Donald	25	17	8	5.0	29.0	2	0	0	0	9	11
Samson Ebukam	20	9	11	0.0	0.0	1	2	0	0	3	0
Nickell Robey-Coleman	20	18	2	0.0	0.0	1	4	0	0	0	2
Clay Matthews	19	16	3	6.0	36.0	2	1	0	0	7	7
Sebastian Joseph-Day	19	13	6	1.0	3.0	0	0	0	0	3	3
Marqui Christian	18	13	5	0.0	0.0	0	1	0	0	0	1
Troy Hill	14	11	3	0.0	0.0	0	2	0	0	1	0
Marcus Peters	14	9	5	0.0	0.0	0	4	2	0	0	1
Aqib Talib	14	7	7	0.0	0.0	0	2	0	0	0	0
Bryce Hager	10	4	6	0.0	0.0	0	0	0	0	0	0
Jalen Ramsey	10	10	0	0.0	0.0	1	0	0	0	0	0
Morgan Fox	7	5	2	0.0	0.0	0	0	0	0	1	0
Greg Gaines	5	2	3	0.0	0.0	0	0	0	0	0	0
Tanzel Smart	5	1	4	0.0	0.0	0	0	0	0	0	0
Ogbonnia Okoronkwo	4	2	2	1.5	8.0	0	0	0	0	3	1
Travin Howard	3	2	1	0.0	0.0	0	0	0	0	0	0
Natrez Patrick	2	2	0	0.0	0.0	0	0	0	0	0	0
Darious Williams	2	2	0	0.0	0.0	0	0	0	0	0	0
David Long Jr.	1	1	0	0.0	0.0	0	0	0	0	0	0
Rams	**528**	**323**	**205**	**23**	**155**	**10**	**35**	**6**	**0**	**43**	**40**
Opponent	**449**	**317**	**132**	**12**	**92**	**5**	**40**	**7**	**0**	**40**	**35**

2019 SPECIAL TEAMS TACKLES

Player	Total	Solo	Assisted	FF	FR
Travin Howard	4	4	0	0	0
Nick Scott	3	3	0	0	0
Marqui Christian	3	1	2	0	0
Troy Hill	2	0	2	0	0
Malcolm Brown	2	1	1	0	0
Troy Reeder	3	2	1	1	0
Taylor Rapp	1	1	0	0	0
Johnny Hekker	1	1	0	0	0
Darious Williams	3	3	0	0	1
Bryce Hager	1	0	1	0	0
Johnny Mundy	1	1	0	0	0
Kenny Young	1	1	0	0	0

LOS ANGELES RAMS ROSTER

LOS ANGELES RAMS PRONUNCIATION

66	Austin **BLYTHE**	BLY-th
41	**MARQUI** Christian	MAR-key
64	**JAMIL DEMBY**	JAH-meal/Dem-BEE
50	Samson **EBUKAM**	ay-BOO-kahm
39	Jake **GERVASE**	JIR-voss
30	Todd **GURLEY II**	GUR-lee
79	Rob **HAVENSTEIN**	HAY-vin-stine
48	**TRAVIN** Howard	TRAY-vin
44	Jake **McQUAIDE**	Mc-KWAYD
45	**OGBONNIA OKORONKWO**	o-BO-ny-uh/o-kor-RON-kwo
57	**NATREZ** Patrick	NUH-trez
23	**NICKELL ROBEY**-Coleman	Nick-ELL/Robe-EE
4	Greg **ZUERLEIN**	ZURR-line

LOS ANGELES RAMS UNOFFICIAL DEPTH CHART

Unofficial Depth Chart as of 10/19/19

Underlined denotes rookies

OFFENSE

WR	18	Cooper Kupp	19	JoJo Natson			
TE	89	Tyler Higbee	81	Gerald Everett	82	Johnny Mundt	
LT	77	Andrew Whitworth	73	David Edwards			
LG	64	Jamil Demby	63	Austin Corbett			
C	55	Brian Allen	65	Coleman Shelton			
RG	66	Austin Blythe					
RT	79	Rob Havenstein	71	Bobby Evans			
WR	12	Brandin Cooks	88	Michael Thomas			
WR	17	Robert Woods	83	Josh Reynolds			
QB	16	Jared Goff	5	Blake Bortles			
HB	30	Todd Gurley II	34	Malcolm Brown	27	Darrell Henderson Jr.	42 John Kelly

DEFENSE

DE	90	Michael Brockers	97	Morgan Fox			
NT	69	Sebastian Joseph-Day	91	Greg Gaines			
DT	99	Aaron Donald	92	Tanzel Smart			
WILL	56	Dante Fowler Jr.	50	Samson Ebukam	45	Ogbonnia Okoronkwo	
OLB	52	Clay Matthews	57	Natrez Patrick			
ILB	58	Cory Littleton	48	Travin Howard			
ILB	54	Bryce Hager	51	Troy Reeder	41	Kenny Young	
LCB	22	Troy Hill	23	Nickell Robey-Coleman	31	Darious Williams	
RCB	20	Jalen Ramsey	25	David Long Jr.			
SS	26	Marqui Christian	24	Taylor Rapp	39	Jake Gervase	
FS	32	Eric Weddle	33	Nick Scott			

SPECIALISTS

P	6	Johnny Hekker
K	4	Greg Zuerlein
H	6	Johnny Hekker
LS	44	Jake McQuaide
PR	19	JoJo Natson
KR	19	JoJo Natson

LOS ANGELES RAMS ALPHABETICAL ROSTER

NO.	PLAYER	POS	HT	WT	DOB	AGE	EXP	COLLEGE	H.S. HOMETOWN	ACQUIRED
55	Allen, Brian	C	6-2	303	10/11/1995	24	2	Michigan State	Hinsdale, Ill.	D4A-'18
66	Blythe, Austin	OL	6-3	298	6/16/1992	27	4	Iowa	Williamsburg, Iowa	W(IND)-'17
5	Bortles, Blake	QB	6-5	236	4/28/1992	27	6	Central Florida	Oviedo, Fla.	FA-'19
90	Brockers, Michael	DL	6-5	305	12/21/1990	28	8	LSU	Houston, Texas	D1-'12
34	Brown, Malcolm	RB	5-11	222	5/15/1993	26	4	Texas	Cibolo, Texas	FA-'15
26	Christian, Marqui	S	5-11	207	10/27/1994	25	4	Midwestern State	Spring, Texas	W(AZ) -'16
12	Cooks, Brandin	WR	5-10	183	9/25/1993	26	6	Oregon State	Stockton, Calif.	T(NE) -'18
63	Corbett, Austin	OL	6-4	306	9/5/1995	24	2	Nevada	Sparks, Nev.	T(Cle)-'19
64	Demby, Jamil	OL	6-5	321	6/20/1996	23	1	Maine	Vineland, N.J.	D6B-'18
99	Donald, Aaron	DT	6-1	280	5/23/1991	28	6	Pittsburgh	Pittsburgh, Pa.	D1B-'14
50	Ebukam, Samson	OLB	6-3	245	5/9/1995	24	3	Eastern Washington	Portland, Ore.	D4B-'17
73	Edwards, David	T	6-6	308	3/20/1997	22	R	Wisconsin	Downers Grove, Ill.	D5-'19
71	Evans, Bobby	T	6-4	312	3/24/1997	22	R	Oklahoma	Allen, Texas	D3C-'19
81	Everett, Gerald	TE	6-3	240	6/25/1994	25	3	South Alabama	Decatur, Ga.	D2-'17
56	Fowler Jr., Dante	OLB	6-3	255	8/3/1994	25	5	Florida	St. Petersburg, Fla.	T(JAX)-'18
97	Fox, Morgan	DE	6-3	275	9/12/1994	25	3	Colorado State Pueblo	Colorado Springs, Colo	FA-'16
91	Gaines, Greg	DT	6-1	312	5/6/1996	23	R	Washington	La Habra, Calif.	D4-'19
39	Gervase, Jake	S	6-1	212	9/18/1995	24	R	Iowa	Davenport, Iowa	FA-'19
16	Goff, Jared	QB	6-4	222	10/14/1994	25	4	California	Novato, Calif.	D1-'16
30	Gurley II, Todd	RB	6-1	224	8/3/1994	25	5	Georgia	Tarboro, N.C.	D1-'15
54	Hager, Bryce	LB	6-1	237	5/4/1992	27	5	Baylor	Austin, Texas	D7A-'15
79	Havenstein, Rob	T	6-8	330	5/13/1992	27	5	Wisconsin	Mount Airy, Md.	D2-'15
6	Hekker, Johnny	P	6-5	241	2/8/1990	29	8	Oregon State	Bothell, Wash.	FA-'12
27	Henderson Jr., Darrell	RB	5-8	208	8/19/1997	22	R	Memphis	Batesville, Miss.	D3A-'19
89	Higbee, Tyler	TE	6-6	255	1/1/1993	26	4	Western Kentucky	Clearwater, Fla.	D4A-'16
22	Hill, Troy	CB	5-11	183	8/29/1991	28	5	Oregon	Youngstown, Ohio	W(NE) -'15
48	Howard, Travin	LB	6-1	219	5/10/1996	23	1	Texas Christian	Longview, Texas	D7A-'18
69	Joseph-Day, Sebastian	DT	6-4	310	3/21/1995	24	1	Rutgers	Stroudsburg, Pa.	D6C-'18
42	Kelly, John	RB	5-10	205	10/4/1996	23	2	Tennessee	Detroit, Mich.	D6A-'18
18	Kupp, Cooper	WR	6-2	208	6/15/1993	26	3	Eastern Washington	Yakima, Wash.	D3A-'17
58	Littleton, Cory	LB	6-3	228	11/18/1993	25	4	Washington	Spring Valley, Calif.	FA-'16
25	Long Jr., David	CB	5-11	196	2/6/1998	21	R	Michigan	Los Angeles, Calif.	D3B-'19
52	Matthews, Clay	LB	6-3	255	5/14/1986	33	11	Southern California	Agoura Hills, Calif.	FA-'19
44	McQuaide, Jake	LS	6-2	235	12/7/1987	31	9	Ohio State	Cincinnati, Ohio	FA-'11
82	Mundt, Johnny	TE	6-4	233	11/23/1994	24	2	Oregon	Modesto, Calif.	FA-'17
19	Natson, JoJo	WR	5-7	153	2/1/1994	25	3	Akron	Fort Lauderdale, Fla.	FA-'18
45	Okoronkwo, Ogbonnia	OLB	6-2	253	4/24/1995	24	1	Oklahoma	Houston, Texas	D5B-'18
57	Patrick, Natrez	LB	6-3	242	7/9/1997	22	R	Georgia	Atlanta, Ga.	FA-'19
20	Ramsey, Jalen	CB	6-1	208	10/24/1994	25	4	Florida State	Smyrna, Tenn.	T(JAX)-'19
24	Rapp, Taylor	S	6-0	208	12/22/1997	21	R	Washington	Bellingham, Wash.	D2-'19
51	Reeder, Troy	LB	6-3	245	9/13/1994	25	R	Delaware	Hockessin, Del.	FA-'19
83	Reynolds, Josh	WR	6-3	196	2/16/1995	24	3	Texas A&M	San Antonio, Texas	D4A-'17
23	Robey-Coleman, Nickell	CB	5-8	180	1/17/1992	27	7	Southern California	Frostproof, Fla.	FA-'17
33	Scott, Nick	S	5-11	201	5/17/1995	24	R	Penn State	Fairfax, Va.	D7A-'19
65	Shelton, Coleman	C	6-4	299	7/28/1995	24	1	Washington	Pasadena, Calif.	FA-'19
92	Smart, Tanzel	DT	6-1	295	11/6/1994	24	2	Tulane	Baton Rouge, La.	D6A-'17
88	Thomas, Michael	WR	6-1	189	8/16/1994	25	3	Southern Mississippi	Chicago, Ill.	D6C-'16
32	Weddle, Eric	S	5-11	195	1/4/1985	34	13	Utah	Rancho Cucamonga, Calif.	FA-'19
77	Whitworth, Andrew	T	6-7	330	12/12/1981	37	14	LSU	Monroe, La.	FA-'17
31	Williams, Darious	DB	5-9	187	3/15/1993	26	2	Alabama-Birmingham	Jacksonville, Fla.	W(BAL)-'18
17	Woods, Robert	WR	6-0	195	4/10/1992	27	7	Southern California	Gardena, Calif.	FA-'17
41	Young, Kenny	LB	6-1	234	11/14/1994	24	2	UCLA	Boutte, La.	T(BAL)-'19
4	Zuerlein, Greg	K	6-0	191	12/27/1987	31	8	Missouri Western	Lincoln, Neb.	D6-'12
										Active Roster: 53
Practice Squad										
47	Allen, Dakota	LB	6-1	232	11/2/1995	24	R	Texas Tech	Humble, Texas	D7B-'19
86	Blanton, Kendall	TE	6-6	262	11/10/1995	23	R	Missouri	Blue Springs, Mo.	FA-'19
67	Brewer, Chandler	G	6-6	320	6/12/1997	22	R	Middle Tennessee State	Florence, Ala.	FA-'19
93	Copeland, Marquise	DT	6-2	287	5/9/1997	22	R	Cincinnati	Cleveland, Ohio	FA-'19
38	Deayon, Dont'e	DB	5-9	159	1/28/1994	25	3	Boise State	Rialto, Calif.	FA-'18
96	Durham, Landis	OLB	6-3	255	8/31/1997	22	R	Texas A&M	Plano, Texas	FA-'19
61	Kolone, Jeremiah	OL	6-3	316	10/23/1994	25	1	San Jose State	Fallbrook, Calif.	FA-'19
95	Polite, Jachai	LB	6-3	258	3/30/1998	21	R	Florida	Daytona Beach, Fla.	FA-'19
14	Webster, Nsimba	WR	5-10	180	1/27/1996	23	R	Eastern Washington	Antioch, Calif	FA-'19
9	Wolford, John	QB	6-1	200	10/16/1995	24	1	Wake Forest	Jacksonville, Fla.	FA-'19
										Practice Squad: 10
Reserve/Injured										
42	Carraway, Josh	LB	6-3	242	4/13/1994	25	1	Texas Christian	Flower Mound, Texas	FA-'19
43	Johnson III, John	S	6-0	209	12/19/1995	23	3	Boston College	West Hyattsville, Md.	D3B-'17
59	Kiser, Micah	LB	6-0	244	1/25/1995	24	2	Virginia	Baltimore, Md.	D5A-'18
53	Lawler, Justin	DL	6-4	265	12/23/1994	24	2	SMU	Pottsboro, Texas	D7B-'18
70	Noteboom, Joe	OL	6-5	321	6/19/1995	24	2	Texas Christian	Plano, Texas	D3-'18

LOS ANGELES RAMS NUMERICAL ROSTER

NO.	PLAYER	POS	HT	WT	AGE	EXP	COLLEGE	H.S. HOMETOWN	ACQUIRED
4	Greg Zuerlein	K	6-0	191	31	8	Missouri Western	Lincoln, Neb.	D6-'12
5	Blake Bortles	QB	6-5	236	27	6	Central Florida	Oviedo, Fla.	FA-'19
6	Johnny Hekker	P	6-5	241	29	8	Oregon State	Bothell, Wash.	FA-'12
12	Brandin Cooks	WR	5-10	183	26	6	Oregon State	Stockton, Calif.	T(NE) - '18
16	Jared Goff	QB	6-4	222	25	4	California	Novato, Calif.	D1-'16
17	Robert Woods	WR	6-0	195	27	7	Southern California	Gardena, Calif	FA-'17
18	Cooper Kupp	WR	6-2	208	26	3	Eastern Washington	Yakima, Wash.	D3A-'17
19	JoJo Natson	WR	5-7	153	25	3	Akron	Fort Lauderdale, Fla.	FA-'18
20	Jalen Ramsey	CB	6-1	208	25	4	Florida State	Smyrna, Tenn.	T(JAX)-'19
22	Troy Hill	CB	5-11	183	28	5	Oregon	Youngstown, Ohio	W(NE) - '15
23	Nickell Robey-Coleman	CB	5-8	180	27	7	Southern California	Frostproof, Fla.	FA-'17
24	Taylor Rapp	S	6-0	208	21	R	Washington	Bellingham, Wash.	D2-'19
25	David Long Jr.	CB	5-11	196	21	R	Michigan	Los Angeles, Calif.	D3B-'19
26	Marqui Christian	S	5-11	207	25	4	Midwestern State	Spring, Texas	W(AZ) - '16
27	Darrell Henderson Jr.	RB	5-8	208	22	R	Memphis	Batesville, Miss.	D3A-'19
30	Todd Gurley II	RB	6-1	224	25	5	Georgia	Tarboro, N.C.	D1-'15
31	Darious Williams	DB	5-9	187	26	2	Alabama-Birmingham	Jacksonville, Fla.	W(BAL)-'18
32	Eric Weddle	S	5-11	195	34	13	Utah	Rancho Cucamonga, Calif.	FA-'18
33	Nick Scott	S	5-11	201	24	R	Penn State	Fairfax, Va.	D7A-'19
34	Malcolm Brown	RB	5-11	222	26	4	Texas	Cibolo, Texas	FA-'15
39	Jake Gervase	S	6-1	212	24	R	Iowa	Davenport, Iowa	FA-'19
41	Kenny Young	LB	6-1	234	24	2	UCLA	Boutte, La.	T(BAL)-'19
42	John Kelly	RB	5-10	205	23	2	Tennessee	Detroit, Mich.	D6A-'18
44	Jake McQuaide	LS	6-2	235	31	9	Ohio State	Cincinnati, Ohio	FA-'11
45	Ogbonnia Okoronkwo	OLB	6-2	253	24	1	Oklahoma	Houston, Texas	D5B-'18
48	Travin Howard	LB	6-1	219	23	1	Texas Christian	Longview, Texas	D7A-'18
50	Samson Ebukam	OLB	6-3	245	24	3	Eastern Washington	Portland, Ore.	D4B-'17
51	Troy Reeder	LB	6-3	245	25	R	Delaware	Hockessin, Del.	FA-'19
52	Clay Matthews	LB	6-3	255	33	11	Southern California	Agoura Hills, Calif.	FA-'19
54	Bryce Hager	LB	6-1	237	26	5	Baylor	Austin, Texas	D7A-'15
55	Brian Allen	C	6-2	303	24	2	Michigan State	Hinsdale, Ill.	D4A-'18
56	Dante Fowler Jr.	OLB	6-3	255	25	5	Florida	St. Petersburg, Fla.	T(JAX)-'18
57	Natrez Patrick	LB	6-3	242	22	R	Georgia	Atlanta, Ga.	FA-'19
58	Cory Littleton	LB	6-3	228	25	4	Washington	Spring Valley, Calif.	FA-'16
63	Austin Corbett	OL	6-4	306	24	2	Nevada	Sparks, Nev.	T(Cle)-'19
64	Jamil Demby	OL	6-5	321	23	1	Maine	Vineland, N.J.	D6B-'18
65	Coleman Shelton	C	6-4	299	24	1	Washington	Pasadena, Calif.	FA-'19
66	Austin Blythe	OL	6-3	298	27	4	Iowa	Williamsburg, Iowa	W(IND)-'17
69	Sebastian Joseph-Day	DT	6-4	310	24	1	Rutgers	Stroudsburg, Pa.	D6C-'18
71	Bobby Evans	T	6-4	312	22	R	Oklahoma	Allen, Texas	D3C-'19
73	David Edwards	T	6-6	308	22	R	Wisconsin	Downers Grove, Ill.	D5-'19
77	Andrew Whitworth	T	6-7	330	37	14	LSU	Monroe, La.	FA-'17
79	Rob Havenstein	T	6-8	330	27	5	Wisconsin	Mount Airy, Md.	D2-'15
81	Gerald Everett	TE	6-3	240	25	3	South Alabama	Decatur, Ga.	D2-'17
82	Johnny Mundt	TE	6-4	233	24	2	Oregon	Modesto, Calif.	FA-'17
83	Josh Reynolds	WR	6-3	196	24	3	Texas A&M	San Antonio, Texas	D4A-'17
88	Michael Thomas	WR	6-1	189	25	3	Southern Mississippi	Chicago, Ill.	D6C-'16
89	Tyler Higbee	TE	6-6	255	26	4	Western Kentucky	Clearwater, Fla.	D4A-'16
90	Michael Brockers	DL	6-5	305	28	8	LSU	Houston, Texas	D1-'12
91	Greg Gaines	DT	6-1	312	23	R	Washington	La Habra, Calif.	D4-'19
92	Tanzel Smart	DT	6-1	295	24	2	Tulane	Baton Rouge, La.	D6A-'17
97	Morgan Fox	DE	6-3	275	25	3	Colorado State Pueblo	Colorado Springs, Colo.	FA-'16
99	Aaron Donald	DT	6-1	280	28	6	Pittsburgh	Pittsburgh, Pa.	D1B-'14
									Active Roster: 53
Practice Squad									
9	John Wolford	QB	6-1	200	24	1	Wake Forest	Jacksonville, Fla.	FA-'19
14	Nsimba Webster	WR	5-10	180	23	R	Eastern Washington	Antioch, Calif	FA-'19
38	Dont'e Deayon	DB	5-9	159	25	3	Boise State	Rialto, Calif.	FA-'18
47	Dakota Allen	LB	6-1	232	24	R	Texas Tech	Humble, Texas	D7B-'19
61	Jeremiah Kolone	OL	6-3	316	25	1	San Jose State	Fallbrook, Calif.	FA-'19
67	Chandler Brewer	G	6-6	320	22	R	Middle Tennessee State	Florence, Ala.	FA-'19
86	Kendall Blanton	TE	6-6	262	23	R	Missouri	Blue Springs, Mo.	FA-'19
93	Marquise Copeland	DT	6-2	287	22	R	Cincinnati	Cleveland, Ohio	FA-'19
95	Jachai Polite	LB	6-3	258	21	R	Florida	Daytona Beach, Fla.	FA-'19
96	Landis Durham	OLB	6-3	255	22	R	Texas A&M	Plano, Texas	FA-'19
									Practice Squad: 10
Reserve/Injured									
42	Josh Carraway	LB	6-3	242	25	1	Texas Christian	Flower Mound, Texas	FA-'19
43	John Johnson III	S	6-0	209	23	3	Boston College	West Hyattsville, Md.	D3B-'17
53	Justin Lawler	DL	6-4	265	24	2	SMU	Pottsboro, Texas	D7B-'18
59	Micah Kiser	LB	6-0	244	24	2	Virginia	Baltimore, Md.	D5A-'18
70	Joe Noteboom	OL	6-5	321	24	2	Texas Christian	Plano, Texas	D3-'18

LOS ANGELES RAMS EXPERIENCE ROSTER

	NO.	PLAYER	POS	HT	WT	DOB	AGE	EXP	COLLEGE	H.S. HOMETOWN	ACQUIRED
14th Year (1)	77	Whitworth, Andrew	T	6-7	330	12/12/1981	37	14	LSU	Monroe, La.	FA-'17
13th Year (1)	32	Weddle, Eric	S	5-11	195	1/4/1985	34	13	Utah	Rancho Cucamonga, Calif.	FA-'19
11th Year (1)	52	Matthews, Clay	LB	6-3	255	5/14/1986	33	11	Southern California	Agoura Hills, Calif.	FA-'19
9th Year (1)	44	McQuaide, Jake	LS	6-2	235	12/7/1987	31	9	Ohio State	Cincinnati, Ohio	FA-'11
8th Year (3)	4	Zuerlein, Greg	K	6-0	191	12/27/1987	31	8	Missouri Western	Lincoln, Neb.	D6-'12
	6	Hekker, Johnny	P	6-5	241	2/8/1990	29	8	Oregon State	Bothell, Wash.	FA-'12
	90	Brockers, Michael	DL	6-5	305	12/21/1990	28	8	LSU	Houston, Texas	D1-'12
7th Year (2)	17	Woods, Robert	WR	6-0	195	4/10/1992	27	7	Southern California	Gardena, Calif.	FA-'17
	23	Robey-Coleman, Nickell	CB	5-8	180	1/17/1992	27	7	Southern California	Frostproof, Fla.	FA-'17
6th Year (3)	5	Bortles, Blake	QB	6-5	236	4/28/1992	27	6	Central Florida	Oviedo, Fla.	FA-'19
	12	Cooks, Brandin	WR	5-10	183	9/25/1993	26	6	Oregon State	Stockton, Calif.	T(NE) - '18
	99	Donald, Aaron	DT	6-1	280	5/23/1991	28	6	Pittsburgh	Pittsburgh, Pa.	D1B-'14
5th Year (5)	20	Hill, Troy	CB	5-11	183	8/29/1991	28	5	Oregon	Youngstown, Ohio	W(NE) - '15
	30	Gurley II, Todd	RB	6-1	224	8/3/1994	25	5	Georgia	Tarboro, N.C.	D1-'15
	54	Hager, Bryce	LB	6-1	237	5/4/1992	26	5	Baylor	Austin, Texas	D7A-'15
	56	Fowler Jr., Dante	OLB	6-3	255	8/3/1994	25	5	Florida	St. Petersburg, Fla.	T(JAX)-'18
	79	Havenstein, Rob	T	6-8	330	5/13/1992	27	5	Wisconsin	Mount Airy, Md.	D2-'15
4th Year (7)	16	Goff, Jared	QB	6-4	222	10/14/1994	25	4	California	Novato, Calif.	D1-'16
	20	Ramsey, Jalen	CB	6-1	208	10/24/1994	25	4	Florida State	Smyrna, Tenn.	T(JAX)-'19
	26	Christian, Marqui	S	5-11	207	10/27/1994	25	4	Midwestern State	Spring, Texas	W(AZ) - '16
	34	Brown, Malcolm	RB	5-11	222	5/15/1993	26	4	Texas	Cibolo, Texas	FA-'15
	58	Littleton, Cory	LB	6-3	228	11/18/1993	25	4	Washington	Spring Valley, Calif.	FA-'16
	66	Blythe, Austin	OL	6-3	298	6/16/1992	27	4	Iowa	Williamsburg, Iowa	W(IND)-'17
	89	Higbee, Tyler	TE	6-6	255	1/1/1993	26	4	Western Kentucky	Clearwater, Fla.	D4A-'16
3rd Year (7)	18	Kupp, Cooper	WR	6-2	208	6/15/1993	26	3	Eastern Washington	Yakima, Wash.	D3A-'17
	19	Natson, JoJo	WR	5-7	153	2/1/1994	25	3	Akron	Fort Lauderdale, Fla.	FA-'18
	50	Ebukam, Samson	OLB	6-3	245	5/9/1995	24	3	Eastern Washington	Portland, Ore.	D4B-'17
	81	Everett, Gerald	TE	6-3	240	6/25/1994	25	3	South Alabama	Decatur, Ga.	D2-'17
	83	Reynolds, Josh	WR	6-3	196	2/16/1995	24	3	Texas A&M	San Antonio, Texas	D4A-'17
	88	Thomas, Michael	WR	6-1	189	8/16/1994	25	3	Southern Mississippi	Chicago, Ill.	D6C-'16
	97	Fox, Morgan	DE	6-3	275	9/12/1994	25	3	Colorado State Pueblo	Colorado Springs, Colo	FA-'16
2nd Year (7)	31	Williams, Darious	DB	5-9	187	3/15/1993	26	2	Alabama-Birmingham	Jacksonville, Fla.	W(BAL)-'18
	41	Young, Kenny	LB	6-1	234	11/14/1994	24	2	UCLA	Boutte, La.	T(BAL)-'19
	42	Kelly, John	RB	5-10	205	10/4/1996	23	2	Tennessee	Detroit, Mich.	D6A-'18
	55B	Allen, Brian	C	6-2	303	10/11/1995	24	2	Michigan State	Hinsdale, Ill.	D4A-'18
	63	Corbett, Austin	OL	6-4	306	9/5/1995	24	2	Nevada	Sparks, Nev.	T(Cle)-'19
	82	Mundt, Johnny	TE	6-4	233	11/23/1994	24	2	Oregon	Modesto, Calif.	FA-'17
	92	Smart, Tanzel	DT	6-1	295	11/6/1994	24	2	Tulane	Baton Rouge, La.	D6A-'17
1st Year (5)	45	Okoronkwo, Ogbonnia	OLB	6-2	253	4/24/1995	24	1	Oklahoma	Houston, Texas	D5B-'18
	48	Howard, Travin	LB	6-1	219	5/10/1996	23	1	Texas Christian	Longview, Texas	D7A-'18
	64	Demby, Jamil	OL	6-5	321	6/20/1996	23	1	Maine	Vineland, N.J.	D6B-'18
	65	Shelton, Coleman	C	6-4	299	7/28/1995	24	1	Washington	Pasadena, Calif.	FA-'19
	69	Joseph-Day, Sebastian	DT	6-4	310	3/21/1995	24	1	Rutgers	Stroudsburg, Pa.	D6C-'18
Rookie (10)	24	Rapp, Taylor	S	6-0	208	12/22/1997	21	R	Washington	Bellingham, Wash.	D2-'19
	25	Long Jr., David	CB	5-11	196	2/6/1998	21	R	Michigan	Los Angeles, Calif.	D3B-'19
	27	Henderson Jr., Darrell	RB	5-8	208	8/19/1997	22	R	Memphis	Batesville, Miss.	D3A-'19
	33	Scott, Nick	S	5-11	201	5/17/1995	24	R	Penn State	Fairfax, Va.	D7A-'19
	39	Gervase, Jake	S	6-1	212	9/18/1995	24	R	Iowa	Davenport, Iowa	FA-'19
	51	Reeder, Troy	LB	6-3	245	9/13/1994	25	R	Delaware	Hockessin, Del.	FA-'19
	57	Patrick, Natrez	LB	6-3	242	7/9/1997	22	R	Georgia	Atlanta, Ga.	FA-'19
	71	Evans, Bobby	T	6-4	312	3/24/1997	22	R	Oklahoma	Allen, Texas	D3C-'19
	73	Edwards, David	T	6-6	308	3/20/1997	22	R	Wisconsin	Downers Grove, Ill.	D5-'19
	91	Gaines, Greg	DT	6-1	312	5/6/1996	23	R	Washington	La Habra, Calif.	D4-'19

LOS ANGELES RAMS POSITIONAL ROSTER

QUARTERBACKS (2)		POS	HT	WT	DOB	AGE	EXP	COLLEGE	H.S. HOMETOWN	ACQUIRED
5	Bortles, Blake	QB	6-5	236	4/28/1992	27	6	Central Florida	Oviedo, Fla.	FA-'19
16	Goff, Jared	QB	6-4	222	10/14/1994	25	4	California	Novato, Calif.	D1-'16
RUNNING BACKS (4)										
27	Henderson Jr., Darrell	RB	5-8	208	8/19/1997	22	R	Memphis	Batesville, Miss.	D3A-'19
30	Gurley II, Todd	RB	6-1	224	8/3/1994	25	5	Georgia	Tarboro, N.C.	D1-'15
34	Brown, Malcolm	RB	5-11	222	5/15/1993	26	4	Texas	Cibolo, Texas	FA-'15
42	Kelly, John	RB	5-10	205	10/4/1996	23	2	Tennessee	Detroit, Mich.	D6A-'18
WIDE RECEIVERS (6)										
12	Cooks, Brandin	WR	5-10	183	9/25/1993	26	6	Oregon State	Stockton, Calif.	T(NE) - '18
17	Woods, Robert	WR	6-0	195	4/10/1992	27	7	Southern California	Gardena, Calif.	FA-'17
18	Kupp, Cooper	WR	6-2	208	6/15/1993	26	3	Eastern Washington	Yakima, Wash.	D3A-'17
19	Natson, JoJo	WR	5-7	153	2/1/1994	25	3	Akron	Fort Lauderdale, Fla.	FA-'18
83	Reynolds, Josh	WR	6-3	196	2/16/1995	24	3	Texas A&M	San Antonio, Texas	D4A-'17
88	Thomas, Michael	WR	6-1	189	8/16/1994	25	3	Southern Mississippi	Chicago, Ill.	D6C-'16
TIGHT ENDS (3)										
81	Everett, Gerald	TE	6-3	240	6/25/1994	25	3	South Alabama	Decatur, Ga.	D2-'17
82	Mundt, Johnny	TE	6-4	233	11/23/1994	24	2	Oregon	Modesto, Calif.	FA-'17
89	Higbee, Tyler	TE	6-6	255	1/1/1993	26	4	Western Kentucky	Clearwater, Fla.	D4A-'16
OFFENSIVE LINE (8)										
55B	Allen, Brian	C	6-2	303	10/11/1995	24	2	Michigan State	Hinsdale, Ill.	D4A-'18
63	Corbett, Austin	OL	6-4	306	9/5/1995	24	2	Nevada	Sparks, Nev.	T(Cle)-'19
64	Demby, Jamil	OL	6-5	321	6/20/1996	23	1	Maine	Vineland, N.J.	D6B-'18
66	Blythe, Austin	OL	6-3	298	6/16/1992	27	4	Iowa	Williamsburg, Iowa	W(IND)-'17
71	Evans, Bobby	T	6-4	312	3/24/1997	22	R	Oklahoma	Allen, Texas	D3C-'19
73	Edwards, David	T	6-6	308	3/20/1997	22	R	Wisconsin	Downers Grove, Ill.	D5-'19
77	Whitworth, Andrew	T	6-7	330	12/12/1981	37	14	LSU	Monroe, La.	FA-'17
79	Havenstein, Rob	T	6-8	330	5/13/1992	27	5	Wisconsin	Mount Airy, Md.	D2-'15
DEFENSIVE LINE (7)										
53	Lawler, Justin	DL	6-4	265	12/23/1994	24	2	SMU	Pottsboro, Texas	D7B-'18
69	Joseph-Day, Sebastian	DT	6-4	310	3/21/1995	24	1	Rutgers	Stroudsburg, Pa.	D6C-'18
90	Brockers, Michael	DL	6-5	305	12/21/1990	28	8	LSU	Houston, Texas	D1-'12
91	Gaines, Greg	DT	6-1	312	5/6/1996	23	R	Washington	La Habra, Calif.	D4-'19
92	Smart, Tanzel	DT	6-1	295	11/6/1994	24	2	Tulane	Baton Rouge, La.	D6A-'17
97	Fox, Morgan	DE	6-3	275	9/12/1994	25	3	Colorado State Pueblo	Colorado Springs, Colo	FA-'16
99	Donald, Aaron	DT	6-1	280	5/23/1991	28	6	Pittsburgh	Pittsburgh, Pa.	D1B-'14
LINEBACKERS (10)										
41	Young, Kenny	LB	6-1	234	11/14/1994	24	2	UCLA	Boutte, La.	T(BAL)-'19
45	Okoronkwo, Ogbonnia	OLB	6-2	253	4/24/1995	24	1	Oklahoma	Houston, Texas	D5B-'18
48	Howard, Travin	LB	6-1	219	5/10/1996	23	1	Texas Christian	Longview, Texas	D7A-'18
50	Ebukam, Samson	OLB	6-3	245	5/9/1995	24	3	Eastern Washington	Portland, Ore.	D4B-'17
51	Reeder, Troy	LB	6-3	245	9/13/1994	25	R	Delaware	Hockessin, Del.	FA-'19
52	Matthews, Clay	LB	6-3	255	5/14/1986	33	11	Southern California	Agoura Hills, Calif.	FA-'19
54	Hager, Bryce	LB	6-1	237	5/4/1992	26	5	Baylor	Austin, Texas	D7A-'15
56	Fowler Jr., Dante	OLB	6-3	255	8/3/1994	25	5	Florida	St. Petersburg, Fla.	T(JAX)-'18
57	Patrick, Natrez	LB	6-3	242	7/9/1997	22	R	Georgia	Atlanta, Ga.	FA-'19
58	Littleton, Cory	LB	6-3	228	11/18/1993	25	4	Washington	Spring Valley, Calif.	FA-'16
SECONDARY (10)										
20	Ramsey, Jalen	CB	6-1	208	10/24/1994	25	4	Florida State	Smyrna, Tenn.	T(JAX)-'19
22	Hill, Troy	CB	5-11	183	8/29/1991	28	5	Oregon	Youngstown, Ohio	W(NE) - '15
23	Robey-Coleman, Nickell	CB	5-8	180	1/17/1992	27	7	Southern California	Frostproof, Fla.	FA-'17
24	Rapp, Taylor	S	6-0	208	12/22/1997	21	R	Washington	Bellingham, Wash.	D2-'19
25	Long Jr., David	CB	5-11	196	2/6/1998	21	R	Michigan	Los Angeles, Calif.	D3B-'19
26	Christian, Marqui	S	5-11	207	10/27/1994	25	4	Midwestern State	Spring, Texas	W(AZ) - '16
31	Williams, Darious	DB	5-9	187	3/15/1993	26	2	Alabama-Birmingham	Jacksonville, Fla.	W(BAL)-'18
32	Weddle, Eric	S	5-11	195	1/4/1985	34	13	Utah	Rancho Cucamonga, Calif.	FA-'19
33	Scott, Nick	S	5-11	201	5/17/1995	24	R	Penn State	Fairfax, Va.	D7A-'19
39	Gervase, Jake	S	6-1	212	9/18/1995	24	R	Iowa	Davenport, Iowa	FA-'19
SPECIALISTS (3)										
4	Zuerlein, Greg	K	6-0	191	12/27/1987	31	8	Missouri Western	Lincoln, Neb.	D6-'12
6	Hekker, Johnny	P	6-5	241	2/8/1990	29	8	Oregon State	Bothell, Wash.	FA-'12
44	McQuaide, Jake	LS	6-2	235	12/7/1987	31	9	Ohio State	Cincinnati, Ohio	FA-'11

LOS ANGELES RAMS 2019 TRANSACTIONS

DATE	NAME	MOVE
Feb. 6	DB Dont'e Deayon	Free Agent Signing
Feb. 6	LB Travin Howard	Free Agent Signing
Feb. 6	T Kyle Murphy	Free Agent Signing
Feb. 6	WR Austin Proehl	Free Agent Signing
Feb. 7	QB Brandon Allen	Free Agent Signing
Feb. 7	T Darrell Williams	Free Agent Signing
Feb. 8	C/G Aaron Neary	Free Agent Signing
Feb. 8	DB Steven Parker	Free Agent Signing
Feb. 8	DB Ramon Richards	Free Agent Signing
March 7	LB Mark Barron	Waived
March 8	S Eric Weddle	Signed
March 19	QB Blake Bortles	Signed
March 21	LB Clay Matthews	Signed
March 22	RB Malcolm Brown	First Refusal Rights Exercised
April 10	QB John Wolford	Signed
April 15	DE Morgan Fox	Exclusive Rights Signing
April 15	DB Dominique Hatfield	Exclusive Rights Signing
April 15	WR KhaDarel Hodge	Exclusive Rights Signing
April 15	WR JoJo Natson	Exclusive Rights Signing
April 15	DB Kevin Peterson	Exclusive Rights Signing
April 15	DB Blake Countess	Signed RFA Tender
April 16	T Kyle Murphy	Waived, Non-Football Injury
April 29	G Jeremiah Kolone	Signed
May 1	T Darrell Williams	Waived
May 2	DB Blake Countess	Waived
May 2	LB Josh Carraway	Signed
May 6	LB Bryce Hager	Signed
May 14	WR Alex Bachman	Signed
May 14	TE Kendall Blanton	Signed
May 14	T Chandler Brewer	Signed
May 14	TE Romello Brooker	Signed
May 14	TE Keenen Brown	Signed
May 14	RB Matt Colburn	Signed
May 14	DT Marquise Copeland	Signed
May 14	OLB Landis Durham	Signed
May 14	DB Jake Gervase	Signed
May 14	WR Jalen Greene	Signed
May 14	T Brandon Hitner	Signed
May 14	C Vitas Hyrnkiewicz	Signed
May 14	DT Brant Jones	Signed
May 14	T Matt Kaskey	Signed
May 14	WR Johnathan Lloyd	Signed
May 14	LB Natrez Patrick	Signed
May 14	T Justice Powers	Signed
May 14	LB Troy Reeder	Signed
May 14	DT Boogie Roberts	Signed
May 14	WR Justin Sumpter	Signed
May 14	T Tyrell Thompson	Signed
May 14	WR Nsimba Webster	Signed
May 15	WR Justin Sumpter	Waived, Non-Football Injury
May 15	LB Ketner Kupp	Signed
May 21	T Justice Powers	Waived
June 13	DT Tyrell Thompson	Waived/Injured
August 6	P Brock Miller	Signed
August 28	G Abdul Beecham	Signed
August 30	QB Brandon Allen	Waived
August 30	G Abdul Beecham	Waived
August 30	TE Kendall Blanton	Waived
August 30	TE Romello Brooker	Waived
August 30	TE Keenen Brown	Waived
August 30	RB Matt Colburn	Waived
August 30	DB Jake Gervase	Waived
August 30	WR Jalen Greene	Waived
August 30	T Brandon Hitner	Waived
August 30	C Vitas Hyrnkiewicz	Waived
August 30	DT Bryant Jones	Waived
August 30	T Matt Kaskey	Waived
August 30	LB Ketner Kupp	Waived
August 30	WR Johnathan Lloyd	Waived
August 30	P Brock Miller	Waived
August 30	WR Austin Proehl	Waived
August 30	DB Ramon Richards	Waived
August 30	DT Boogie Roberts	Waived
August 31	LB Dakota Allen	Waived
August 31	T Chandler Brewer	Waived
August 31	DT Marquise Copeland	Waived
August 31	RB Justin Davis	Waived
August 31	DB Dont'e Deayon	Waived
August 31	DE Landis Durham	Waived
August 31	DL John Franklin-Myers	Waived
August 31	WR KhaDarel Hodge	Waived
August 31	RB John Kelly	Waived
August 31	G Jeremiah Kolone	Waived
August 31	DB Steven Parker	Waived
August 31	DB Kevin Peterson	Waived
August 31	QB John Wolford	Waived
August 31	WR Alex Bachman	Waived/Injured
August 31	LB Josh Carraway	Waived/Injured
August 31	DB Dominique Hatfield	Waived/Injured
August 31	OLB Trevon Young	Waived/Injured
August 31	LB Micah Kiser	Reserve/Injured
August 31	C Aaron Neary	Suspended
September 1	LB Dakota Allen	Signed to Practice Squad
September 1	TE Kendall Blanton	Signed to Practice Squad
September 1	T Chandler Brewer	Signed to Practice Squad
September 1	DT Marquise Copeland	Signed to Practice Squad
September 1	DB Dont'e Deayon	Signed to Practice Squad
September 1	DE Landis Durham	Signed to Practice Squad
September 1	DB Jake Gervase	Signed to Practice Squad
September 1	RB John Kelly	Signed to Practice Squad
September 1	G Jeremiah Kolone	Signed to Practice Squad
September 1	QB John Wolford	Signed to Practice Squad

DATE	NAME	MOVE
Sept. 2	LB Justin Lawler	Placed on Injured Reserve
Sept. 2	C Coleman Shelton	Signed
Sept. 5	WR Alex Bachman	Waived/Injury Settlement
Sept. 10	CB Dominque Hatfield	Waived/Injury Settlement
Sept. 10	C Aaron Neary	Waived/Injury Settlement
Sept. 10	LB Trevon Young	Waived/Injury Settlement
Sept. 24	LB Dakota Allen	Signed to Oaklands Active Roster from PS
Sept. 24	LB Jachai Polite	Signed to Practice Squad
Oct. 12	WR Nsimba Webster	Waived
Oct. 12	RB John Kelly	Signed to Actice Roster from Practice Squad
Oct. 14	WR Nsimba Webster	Signed to Practice Squad
Oct. 15	OL Joe Noteboom	Placed on Injured Reserve
Oct. 15	OL Austin Cobertt	Acquired via trade from Cleveland
Oct. 15	CB Marcus Peters	Traded to Baltimore
Oct. 15	LB Kenny Young	Acquired via trade from Baltimore
Oct. 16	CB Aqib Talib	Placed on Injured Reserve
Oct. 16	S John Johnson III	Placed on Injured Reserve
Oct. 16	CB Jalen Ramsey	Acquired via trade from Jacksonville
Oct. 19	S Jake Gervase	Signed to Actice Roster from Practice Squad
Nov. 4	LB Dakota Allen	Signed to Practice Squad

HOW THE 2019 LOS ANGELES RAMS WERE BUILT

	DRAFTEES (27)	FREE AGENTS (17)	TRADES/WAIVERS (9)
2019	S Taylor Rapp (2) RB Darrell Henderson Jr. (3a) CB David Long Jr. (3b) T Bobby Evans (3c) DT Greg Gaines (4) T David Edwards (5) S Nick Scott (7a)	QB Blake Bortles (FA) LB Clay Matthews (FA) LB Natrez Patrick (UDFA) LB Troy Reeder (UDFA) S Coleman Shelton (FA) S Eric Weddle (FA) S Jake Gervase (UDFA)	OL Austin Corbett (T-CLE) LB Kenny Young (T-BAL) CB Jalen Ramsey (T-JAX)
2018	OL Brian Allen (4a) OLB Ogbonnia Okoronkwo (5b) RB John Kelly (6a) OL Jamil Demby (6b) DL Sebastian Joseph (6c) LB Travin Howard (7a)	WR JoJo Natson (FA)	WR Brandin Cooks (T-NE) DB Darious Williams (W-BAL) OLB Dante Fowler Jr. (T-JAX)
2017	TE Gerald Everett (2) WR Cooper Kupp (3a) WR Josh Reynolds (4a) OLB Samson Ebukam (4b) DT Tanzel Smart (6)	TE Johnny Mundt (UDFA) CB Nickell Robey-Coleman (FA) T Andrew Whitworth (FA) WR Robert Woods (FA)	C Austin Blythe (W-IND)
2016	QB Jared Goff (1) TE Tyler Higbee (4a) WR Michael Thomas (6c)	DE Morgan Fox (UDFA) LB Cory Littleton (UDFA)	S Marqui Christian (W-AZ)
2015	RB Todd Gurley II (1) T Rob Havenstein (2) LB Bryce Hager (7)	RB Malcolm Brown (UDFA)	CB Troy Hill (W-NE)
2014	DT Aaron Donald (1)		
2012	DL Michael Brockers (1) K Greg Zuerlein (6)	P Johnny Hekker (UDFA)	
2011		LS Jake McQuaide (UDFA)	

FA - Free Agent; **UFA** - Unrestricted Free Agent; **UDFA** - Undrafted Free Agent; **RFA** - Restricted Free Agent; **W** - Waivers; **T**- Trade

LOS ANGELES RAMS 2019 PARTICIPATION

		2019				1	2	3	4	5	6	7	8	9	10	11	12	13	14	15	16
						at Car	NO	at Cle	TB	at Sea	SF	at Atl	Cin	at Pit	Chi	Bal	at Ari	Sea	at Dal	at SF	Ari
NO.	PLAYER	GP	GS	DNP	I																
4	Greg Zuerlein	8	0	0	0	P	P	P	P	P	P	P	P								
5	Blake Bortles	1	0	7	0	DNP	DNP	DNP	DNP	DNP	DNP	P	DNP								
6	Johnny Hekker	8	0	0	0	P	P	P	P	P	P	P	P								
12	Brandin Cooks	8	8	0	0	WR	WR	WR	WR	WR	WR	WR	WR								
14	Nsimba Webster	0	0	0	5	I	I	I	I	I	O	PS	PS								
16	Jared Goff	8	8	0	0	QB	QB	QB	QB	QB	QB	QB	QB								
17	Robert Woods	8	8	0	0	WR	WR	WR	WR	WR	WR	WR	WR								
18	Cooper Kupp	8	7	0	0	WR	WR	WR	WR	P	WR	WR	WR								
19	JoJo Natson	8	0	0	0	P	P	P	P	P	P	P	P								
20/22	Troy Hill	8	3	0	0	P	P	P	P	P	CB	CB	CB								
20	Jalen Ramsey	2	1	0	0	O	O	O	O	O	O	P	CB								
21	Aqib Talib	5	5	0	0	CB	CB	CB	CB	CB	I	IR	IR								
22	Marcus Peters	6	6	0	0	CB	CB	CB	CB	CB	CB	O	O								
23	Nickell Robey-Coleman	8	1	0	0	P	P	P	P	P	P	P	CB								
24	Taylor Rapp	7	2	0	1	P	P	P	P	I	P	S	S								
25	David Long Jr.	2	0	0	6	I	I	I	I	I	I	P	P								
26	Marqui Christian	8	1	0	0	P	P	P	P	P	P	P	S								
27	Darrell Henderson Jr.	6	0	2	0	P	DNP	DNP	P	P	P	P	P								
30	Todd Gurley II	7	7	0	1	RB	RB	RB	RB	RB	I	RB	RB								
31	Darious Williams	7	1	0	1	P	I	P	P	P	P	CB	P								
32	Eric Weddle	8	8	0	0	S	S	S	S	S	S	S	S								
33	Nick Scott	8	0	0	0	P	P	P	P	P	P	P	P								
34	Malcolm Brown	6	1	0	2	P	P	P	P	P	RB	I	I								
41	Kenny Young	1	0	0	1	O	O	O	O	O	O	I	P								
42	John Kelly	3	0	0	0	PS	PS	PS	PS	PS	P	P	P								
43	John Johnson III	6	5	0	0	S	S	S	S	P	S	IR	IR								
44	Jake McQuaide	8	0	0	0	P	P	P	P	P	P	P	P								
45	Ogbonnia Okoronkwo	3	0	0	6	I	I	I	I	I	P	P	P								
48	Travin Howard	8	0	0	0	P	P	P	P	P	P	P	P								
50	Samson Ebukam	8	3	0	0	P	P	P	P	P	OLB	OLB	OLB								
51	Troy Reeder	8	3	0	0	P	P	P	P	LB	LB	LB	P								
52	Clay Matthews	5	5	0	1	LB	LB	LB	LB	LB	I	I	I								
54	Bryce Hager	5	4	0	3	LB	LB	LB	LB	I	P	I	I								
55	Brian Allen	8	8	0	0	C	C	C	C	C	C	C	C								
56	Dante Fowler Jr.	8	8	0	0	OLB	OLB	OLB	OLB	OLB	OLB	OLB	OLB								
57	Natrez Patrick	8	0	0	0	P	P	P	P	P	P	P	P								
58	Cory Littleton	8	8	0	0	LB	LB	LB	LB	LB	LB	LB	LB								
63	Austin Corbett	0	0	0	2	O	O	O	O	O	O	I	I								
64	Jamil Demby	6	1	0	2	P	P	RG	P	P	P	I	I								
65	Coleman Shelton	3	0	0	5	I	I	P	I	I	I	P	P								
66	Austin Blythe	7	7	0	1	RG	RG	I	RG	RG	RG	RG	RG								
69	Sebastian Joseph-Day	8	7	0	0	NT	NT	NT	NT	NT	NT	NT	P								
70	Joe Noteboom	6	6	0	0	LG	LG	LG	LG	LG	LG	IR	IR								
71	Bobby Evans	2	0	0	6	I	I	I	I	I	I	P	P								
73	David Edwards	8	2	0	0	P	P	P	P	P	P	LG	LG								
77	Andrew Whitworth	8	8	0	0	LT	LT	LT	LT	LT	LT	LT	LT								
79	Rob Havenstein	8	8	0	0	RT	RT	RT	RT	RT	RT	RT	RT								
81	Gerald Everett	8	2	0	0	P	P	TE	P	TE	P	P	P								
82	Johnny Mundt	5	0	0	3	I	I	P	I	P	P	P	P								
83	Josh Reynolds	8	0	0	0	P	P	P	P	P	P	P	P								
88	Michael Thomas	8	0	0	0	P	P	P	P	P	P	P	P								
89	Tyler Higbee	7	7	0	1	TE	TE	I	TE	TE	TE	TE	TE								
90	Michael Brockers	8	8	0	0	DE	DE	DE	DE	DE	DE	DE	DE								
91	Greg Gaines	3	0	0	5	I	P	I	I	P	P	I	I								
92	Tanzel Smart	7	0	0	1	P	P	P	P	P	I	P	P								
97	Morgan Fox	8	1	0	0	P	P	P	P	DE	P	P	P								
99	Aaron Donald	8	8	0	0	DT	DT	DT	DT	DT	DT	DT	DT								

GS - Starter; **X** - Reserve; **DNP** - Did Not Play; **I** - Inactive; **IR** - Injured Reserve; **PS** - Practice Squad; **O** - Not on Roster; **U** - Unsigned; **E** - Roster

Exemption; PUP - Physically Unable to Perform; **P** - Games Played; **GS** - Started; **D** - Did Not Play; **IA** - Inactive; **SUS** - Reserve/Suspended; **NFI** - Non Football Injury List; **CEX** - Reserve/Commissioners Exempt; **US** - Reserve/Unsigned

LOS ANGELES RAMS 2019 STARTERS/INACTIVES

OFFENSE

	WR/TE	LT	LG	C	RG	RT	WR	WR	TE	QB	RB
at Car 9/8	C. Kupp	A. Whitworth	J. Noteboom	B. Allen	A. Blythe	R. Havenstein	B. Cooks	R. Woods	T. Higbee	J. Goff	T. Gurley II
NO 9/15	C. Kupp	A. Whitworth	J. Noteboom	B. Allen	A. Blythe	R. Havenstein	B. Cooks	R. Woods	T. Higbee	J. Goff	T. Gurley II
at CLE 9/22	C. Kupp	A. Whitworth	J. Noteboom	B. Allen	J. Demby	R. Havenstein	B. Cooks	R. Woods	G. Everett	J. Goff	T. Gurley II
TB 9/29	C. Kupp	A. Whitworth	J. Noteboom	B. Allen	A. Blythe	R. Havenstein	B. Cooks	R. Woods	T. Higbee	J. Goff	T. Gurley II
at Sea 10/3	G. Everett	A. Whitworth	J. Noteboom	B. Allen	A. Blythe	R. Havenstein	B. Cooks	R. Woods	T. Higbee	J. Goff	T. Gurley II
SF 10/13	C. Kupp	A. Whitworth	J. Noteboom	B. Allen	A. Blythe	R. Havenstein	B. Cooks	R. Woods	T. Higbee	J. Goff	M. Brown
at Atl 10/20	C. Kupp	A. Whitworth	D. Edwards	B. Allen	A. Blythe	R. Havenstein	B. Cooks	R. Woods	T. Higbee	J. Goff	T. Gurley II
Cin 10/27	C. Kupp	A. Whitworth	D. Edwards	B. Allen	A. Blythe	R. Havenstein	B. Cooks	R. Woods	T. Higbee	J. Goff	T. Gurley II
at Pit 11/10											
Chi 11/17											
Bal 11/25											
at Ari 12/1											
Sea 12/8											
at Dal 12/15											
at SF TBD											
Ari 12/29											

DEFENSE

	DE	NT/NCB	DT	WILL	OLB	LB	LB	LCB	RCB	SS/DE	FS
at Car 9/8	M. Brockers	S. Joseph-Day	A. Donald	D. Fowler Jr.	C. Matthews	C. Littleton	B. Hager	M. Peters	A. Talib	J. Johnson III	E. Weddle
NO 9/15	M. Brockers	S. Joseph-Day	A. Donald	D. Fowler Jr.	C. Matthews	C. Littleton	B. Hager	M. Peters	A. Talib	J. Johnson III	E. Weddle
at CLE 9/22	M. Brockers	S. Joseph-Day	A. Donald	D. Fowler Jr.	C. Matthews	C. Littleton	B. Hager	M. Peters	A. Talib	J. Johnson III	E. Weddle
TB 9/29	M. Brockers	S. Joseph-Day	A. Donald	D. Fowler Jr.	C. Matthews	C. Littleton	B. Hager	M. Peters	A. Talib	J. Johnson III	E. Weddle
at Sea 10/3	M. Brockers	S. Joseph-Day	A. Donald	D. Fowler Jr.	C. Matthews	C. Littleton	T. Reeder	M. Peters	A. Talib	M. Fox	E. Weddle
SF 10/13	M. Brockers	S. Joseph-Day	A. Donald	D. Fowler Jr.	S. Ebukam	C. Littleton	T. Reeder	M. Peters	T. Hill	J. Johnson III	E. Weddle
at Atl 10/20	M. Brockers	S. Joseph-Day	A. Donald	D. Fowler Jr.	S. Ebukam	C. Littleton	T. Reeder	T. Hill	D. Williams	T. Rapp	E. Weddle
Cin 10/27	M. Brockers	N. Robey-Coleman	A. Donald	D. Fowler Jr.	S. Ebukam	C. Littleton	M. Christian	T. Hill	J. Ramsey	T. Rapp	E. Weddle
at Pit 11/10											
Chi 11/17											
Bal 11/25											
at Ari 12/1											
Sea 12/8											
at Dal 12/15											
at SF TBD											
Ari 12/29											

SPECIALISTS

	K	P	LS
at Car 9/8	G. Zuerlein	J. Hekker	J. McQuaide
NO 9/15	G. Zuerlein	J. Hekker	J. McQuaide
at CLE 9/22	G. Zuerlein	J. Hekker	J. McQuaide
TB 9/29	G. Zuerlein	J. Hekker	J. McQuaide
at Sea 10/3	G. Zuerlein	J. Hekker	J. McQuaide
SF 10/13	G. Zuerlein	J. Hekker	J. McQuaide
at Atl 10/20	G. Zuerlein	J. Hekker	J. McQuaide
Cin 10/27	G. Zuerlein	J. Hekker	J. McQuaide
at Pit 11/10			
Chi 11/17			
Bal 11/25			
at Ari 12/1			
Sea 12/8			
at Dal 12/15			
at SF TBD			
Ari 12/29			

INACTIVES

at Car 9/8	N. Webster	D. Long Jr.	O. Okoronkwo	C. Shelton	B. Evans	J. Mundt	G. Gaines
NO 9/15	N. Webster	D. Long Jr.	O. Okoronkwo	D. Williams	C. Shelton	B. Evans	J. Mundt
at CLE 9/22	N. Webster	D. Long Jr.	O. Okoronkwo	A. Blythe	B. Evans	T. Higbee	G. Gaines
TB 9/29	N. Webster	D. Long Jr.	O. Okoronkwo	C. Shelton	B. Evans	J. Mundt	G. Gaines
at Sea 10/3	N. Webster	T. Rapp	D. Long Jr.	O. Okoronkwo	B. Hager	C. Shelton	B. Evans
SF 10/13	A. Talib	D. Long Jr.	T. Gurley II	C. Matthews	C. Shelton	B. Evans	T. Smart
at Atl 10/20	M. Brown	K. Young	C. Matthews	B. Hager	A. Corbett	J. Demby	G. Gaines
Cin 10/27	M. Brown	J. Gervase	C. Matthews	B. Hager	A. Corbett	J. Demby	G. Gaines
at Pit 11/10							
Chi 11/17							
Bal 11/25							
at Ari 12/1							
Sea 12/8							
at Dal 12/15							
at SF TBD							
Ari 12/29							

LOS ANGELES RAMS MISCELLANEOUS STATS

THE LAST TIME...

TEAM TOTALS

SHUTOUT
RAMS: 34-0, vs. Arizona (9/16/18)
OPP: 27-0, at Pittsburgh (12/24/11)

40 POINTS
RAMS: **40, vs. Tampa Bay (9/29/19)**
OPP: **55, vs. Tampa Bay (9/29/19)**

50 POINTS
RAMS: 54, vs. Kansas City (11/19/18)
OPP: **55, vs. Tampa Bay (9/29/19)**

OVERTIME WIN
RAMS: 34-31, vs. Seattle (9/13/15)
OPP: 19-16, at San Francisco (1/3/16)

TWO-POINT ATTEMPT MADE
RAMS: Todd Gurley II pass from Jared Goff, vs. Green Bay (10/28/18)
OPP: Trent Taylor pass from Nick Mullens, vs. San Francisco (12/30/18)

TWO-POINT ATTEMPT FAILED
RAMS: **Jared Goff rush failed, vs. Seattle (10/3/19)**
OPP: **Russell Wilson pass incomplete, vs. Seattle (10/3/19)**

SAFETY RECORDED
RAMS: Mark Barron tackled Aaron Jones in the end zone, vs. Green Bay (10/28/18)
OPP: Eddie Goldman sacked Jared Goff in the end zone, at Chicago (12/9/18)

OFFENSIVE TOTALS

200 YARDS IN RUSHING OFFENSE
RAMS: 269, at Arizona (12/23/18)
OPP: 273, vs. Seattle (11/11/18)

300 YARDS IN RUSHING OFFENSE
RAMS: 337, vs. Carolina (11/11/01)
OPP: 352, at Philadelphia (10/5/14)

400 YARDS IN TOTAL OFFENSE
RAMS: **470, vs. Cincinnati (10/27/19)**
OPP: **401, vs. Cincinnati (10/27/19)**

500 YARDS IN TOTAL OFFENSE
RAMS: **545, vs. Tampa Bay (9/29/19)**
OPP: 546, vs. Kansas City (11/19/18)

600 YARDS IN TOTAL OFFENSE
RAMS: 614, vs. San Diego (10/1/00)
OPP: Never Happened

100 YARDS RUSHING
RAMS: 132, C.J. Anderson, vs. San Francisco (12/30/18)
OPP: **118, Chris Carson, vs. Seattle (10/3/19)**

200 YARDS RUSHING
RAMS: 208, Todd Gurley II, at Denver (10/14/18)
OPP: 212, Adrian Peterson, vs. Minnesota (12/16/12)

300 YARDS PASSING
RAMS: **372, Jared Goff vs. Cincinnati (10/27/19)**
OPP: **329, Andy Dalton vs. Cincinnati (10/27/19)**

400 YARDS PASSING
RAMS: **517, Jared Goff, vs. Tampa Bay (9/29/19)**
OPP: 478, Patrick Mahomes, vs. Kansas City (11/19/18)

THE LAST TIME...

OFFENSIVE TOTALS CONTINUED

100 YARDS RECEIVING
RAMS: **220, Cooper Kupp vs. Cincinnati (10/27/19)**
OPP: **103, George Kittle, vs. San Francisco (10/13/19)**

200 YARDS RECEIVING
RAMS: **220, Cooper Kupp vs. Cincinnati (10/27/19)**
OPP: 215, Tyreek Hill, vs. Kansas City (11/19/18)

300 YARDS RECEIVING
RAMS: 336 (NFL RECORD), Willie "Flipper" Anderson, vs. New Orleans (11/26/89)
OPP: Never Happened

THREE TOUCHDOWNS IN A GAME
RAMS: **Jared Goff (2 passing, 1 rushing), at Atlanta (10/20/19)**
OPP: **Russell Wilson (4 passing), at Seattle (10/3/19)**

THREE RUSHING TOUCHDOWNS IN A GAME
RAMS: Todd Gurley II, at Seattle (10/7/18)
OPP: Maurice Jones-Drew, at Jacksonville (10/18/09)

THREE RECEIVING TOUCHDOWNS IN A GAME
RAMS: Torry Holt, vs. Seattle (10/15/06)
OPP: Torrey Smith, vs. Baltimore (9/25/11)

THREE PASSING TOUCHDOWNS IN A GAME
RAMS: Jared Goff, vs. San Francisco (12/30/18)
OPP: **Russell Wilson (4 passing), at Seattle (10/3/19)**

FOUR TOUCHDOWNS IN A GAME
RAMS: Todd Gurley II (3 rushing, 1 receiving), at Seattle (12/17/17)
OPP: **Russell Wilson (4 passing), at Seattle (10/3/19)**

FOUR RUSHING TOUCHDOWNS IN A GAME
RAMS: Marshall Faulk, vs. Minnesota (12/10/00)
OPP: Ron Moore, at Phoenix (12/4/93)

FOUR RECEIVING TOUCHDOWNS IN A GAME
RAMS: Isaac Bruce, vs. San Francisco (10/10/99)
OPP: Mike Ditka, vs. Chicago (10/13/63)

FOUR PASSING TOUCHDOWNS IN A GAME
RAMS: Jared Goff, vs. San Francisco (12/30/18)
OPP: **Russell Wilson (4 passing), at Seattle (10/3/19)**

FIVE PASSING TOUCHDOWNS IN A GAME
RAMS: Jared Goff, vs. Minnesota (9/27/18)
OPP: Patrick Mahomes, vs. Kansas City (11/19/18)

TWO 100-YARD RECEIVERS, SAME GAME
RAMS: **136, Gerald Everett, at Seattle (10/3/19)**
117, Cooper Kupp
OPP: 215, Tyreek Hill, vs. Kansas City (11/19/18)
127, Travis Kelce

THREE 100-YARD RECEIVERS, SAME GAME
RAMS: 162, Cooper Kupp vs. Minnesota (9/27/18)
116, Brandin Cooks
101, Robert Woods
OPP: 106, DeSean Jackson at Philadelphia (9/7/08)
104, Greg Lewis
102, Hank Baskett

THE LAST TIME...

OFFENSIVE TOTALS CONTINUED

100-YARD RUSHER, 100-YARD RECEIVER, SAME GAME

RAMS:	Todd Gurley II	120 rushing	vs. Seattle Seahawks (11/11/18)
	Brandin Cooks	100 receiving	
OPP:	Alfred Morris	111 rushing	vs. San Francisco (12/30/18)
	George Kittle	149 receiving	

TWO 100-YARD RUSHERS, SAME GAME

RAMS:	183, Marshall Faulk, vs. Carolina (11/11/01)	
	145, Trung Candidate	
OPP:	136, Clinton Portis, vs. Washington (12/4/05)	
	118, Rock Cartwright	

300-YARD PASSER, 100-YARD RECEIVER, SAME GAME

RAMS:	**Jared Goff**	**372 passing**	**vs. Cincinnati (10/27/19)**
	Cooper Kupp	**220 receiving**	
OPP:	**Jameis Winston**	**385 passing**	**vs. Tampa Bay Buccaneers (9/29/19)**
	Chris Godwin	**172 receiving**	

300-YARD PASSER, 100-YARD RECEIVER, 100-YARD RUSHER, SAME GAME

RAMS:	Jared Goff	318 passing	vs. Seattle Seahawks (11/11/18)
	Brandin Cooks	100 receiving	
	Todd Gurley II	120 rushing	
OPP:	Drew Brees	310 passing	at New Orleans (11/27/16)
	Michael Thomas	108 receiving	
	Mark Ingram	146 rushing	

300-YARD PASSER, TWO 100-YARD RECEIVERS, SAME GAME

RAMS:	**Jared Goff**	**395 passing**	**at Seattle (10/3/19)**
	Gerald Everett	**136 receiving**	
	Cooper Kupp	**117 receiving**	
OPP:	Patrick Mahomes	422 passing	vs. Kansas City Chiefs (11/19/18)
	Tyreek Hill	215 receiving	
	Travis Kelce	127 receiving	

300-YARD PASSER, THREE 100-YARD RECEIVERS, SAME GAME

RAMS:	Jared Goff	465 passing	vs. Minnesota Vikings (9/27/18)
	Cooper Kupp	162 receiving	
	Brandin Cooks	116 receiving	
	Robert Woods	101 receiving	
OPP:	Donovan McNabb	361 passing	at Philadelphia (9/7/08)
	DeSean Jackson	106 receiving	
	Greg Lewis	104 receiving	
	Hank Baskett	102 receiving	

300-YARD PASSER, 100-YARD RUSHER, TWO 100-YARD RECEIVERS, SAME GAME

RAMS:	Marc Bulger	388 passing	vs. Washington (12/24/06)
	Steven Jackson	150 rushing	
	Isaac Bruce	148 receiving	
	Steven Jackson	102 receiving	
OPP:	Eli Manning	390 passing	vs. NY Giants (12/21/14)
	Odell Beckham Jr.	148 receiving	
	Rueben Randle	132 receiving	
	Andre Williams	110 rushing	

300-YARD PASSER, 100-YARD RUSHER, THREE 100-YARD RECEIVERS, SAME GAME

RAMS:	Kurt Warner	390 passing	at San Diego (10/1/00)
	Justin Watson	102 rushing	
	Isaac Bruce	167 receiving	
	Marshall Faulk	116 receiving	
	Az-Zahir Hakim	104 receiving	
OPP:	Never Happened		

THE LAST TIME...

DEFENSIVE TOTALS

SIX OR MORE TEAM SACKS IN A GAME
RAMS: 7, at San Francisco (10/21/18)
OPP: 7, vs. Arizona (1/1/17)

THREE OR MORE INDIVIDUAL SACKS IN A GAME
RAMS: **3, Dante Fowler Jr., vs. Atlanta (10/20/19)**
OPP: 3, Vic Beasley, vs. Atlanta (12/11/16)

TWO INTERCEPTIONS IN A GAME
RAMS: 2, Cory Littleton, vs. San Francisco (12/30/18)
OPP: 2, Landon Collins, vs. New York Giants (10/23/16)
2, Dominique Rodgers-Cromartie, vs. New York Giants (10/23/16)

THREE INTERCEPTIONS IN A GAME
RAMS: 3, Keith Lyle, at Atlanta (12/15/96)
OPP: 3, Ron Bolton, at Cleveland (11/27/77)

INTERCEPTION RETURNED FOR A TOUCHDOWN
RAMS: **32, Marcus Peters, vs. Tampa Bay (9/29/19)**
OPP: 66, Justin Bethel, vs. Arizona (1/1/17)

FUMBLE RETURNED FOR A TOUCHDOWN
RAMS: **0, Darious Williams, vs Atlanta (10/20/19)**
OPP: **37, Ndamukong Suh, vs. Tampa Bay (9/29/19)**

SPECIAL TEAMS TOTALS

KICKOFF RETURNED FOR A TOUCHDOWN
RAMS: 103, Pharoh Cooper, at Jacksonville (10/16/17)
OPP: 99, Knile Davis, at Kansas City (10/26/14)

PUNT RETURNED FOR A TOUCHDOWN
RAMS: 75, Tavon Austin, vs. Seattle (9/13/15)
OPP: 57, Tyler Lockett, vs. Seattle (9/13/15)

PUNT BLOCKED
RAMS: Cory Littleton (B.Pinion), at San Francisco 49ers (10/21/18)
OPP: **Jermaine Carter Jr. (Hekker), at Carolina (9/8/19)**

BLOCKED PUNT RETURNED FOR A TOUCHDOWN
RAMS: Blake Countess, vs. Los Angeles Chargers (9/23/18)
0-yard return of Drew Kaser punt; Blocked by Cory Littleton
OPP: Chris Maragos, at Philadelphia (10/5/14)
10-yard return of Johnny Hekker punt; Blocked by James Casey

FIELD GOAL ATTEMPT BLOCKED
RAMS: Michael Brockers (P. Dawson), at Arizona (12/3/17)
OPP: Dontae Johnson (G. Zuerlein), at San Francisco (1/3/16)

BLOCKED FIELD GOAL ATTEMPT RETURNED FOR A TOUCHDOWN
RAMS: LeRoy Irvin, vs. San Francisco (9/14/86)
65-yard return of Ray Wersching 44-yard attempt; Blocked by Jery Gray; Mike Wilcher recovered and lateraled to Irvin
OPP: Kevin Ross, vs. Atlanta (10/12/95)
83-yard return of Steve McLaughlin 28-yard attempt; Blocked by Roger Harper

FOUR OR MORE FIELD GOALS
RAMS: 4, Greg Zuerlein, at Oakland (9/10/18)
OPP: 4, Stephen Gostkowski, at New England (12/4/16)

PAT BLOCKED
RAMS: Tyrunn Walker (P. Dawson), at Arizona (12/3/17)
OPP: Lawrence Guy (G. Zuerlein), at Baltimore (11/22/15)

PAT ATTEMPT FAILED
RAMS: **Greg Zuerlein, vs. Tampa Bay (9/29/19)**
OPP: Zane Gonzalez, at Arizona (12/23/18)

2019 LOS ANGELES RAMS TEAM STATISTICS

	at Car	NO	at CLE	TB	at Sea	SF	at ATL	Cin*	at Pit	Chi	Bal	at Ari	Sea	at Dal	at SF	Ari
SCORING SUMMARY																
1st Qtr.	0	3	3	0	6	7	3	3								
2nd Qtr.	13	3	0	17	7	0	10	14								
3rd Qtr.	10	14	7	3	13	0	14	7								
4th Qtr.	7	7	10	20	4	0	10	0								
OT																
FIRST DOWNS																
Total	22	20	20	36	24	10	23	19								
Rushing	9	7	3	3	5	9	9	6								
Passing	12	11	16	27	18	1	13	13								
Penalty	1	2	1	6	1	0	1	0								
TOTAL OFFENSE																
Yards	349	380	345	545	477	187	381	470								
Rushing	166	115	90	28	82	109	90	98								
Passing	183	265	255	517	395	78	291	372								
Sacks (Yds.)	1 (3)	3 (18)	2 (14)	2 (27)	0 (0)	4 (30)	0 (0)	0 (0)								
PASSING																
Attempts	39	28	38	68	49	24	37	31								
Completions	23	19	24	45	29	13	22	17								
Interceptions	1	0	2	2	1	0	0	0								
INTERCEPTIONS BY RAMS																
Number	1	1	1	1	0	1	1	0								
Yards	26	0	0	32	0	0	6	0								
Long	26	0	0	32	0	0	6	0								
Touchdowns	0	0	0	1	0	0	0	0								
PUNTS																
Number	3	4	2	1	3	5	3	5								
Yards	138	199	79	41	153	269	95	222								
Average	46.0	49.8	39.5	41.0	51.0	53.8	31.7	44.4								
PUNT RETURNS																
Number	2	2	2	1	2	1	4	0								
Yards	19	42	0	0	16	8	36	0								
Fair Catches	1	3	1	1	0	0	0	3								
Long	16	32	0	0	15	8	35	0								
Touchdowns	0	0	0	0	0	0	0	0								
KICKOFF RETURNS																
Number	0	0	0	1	0	3	0	1								
Yards	0	0	0	22	0	74	0	14								
Long	0	0	0	22	0	27	0	14								
Touchdowns	0	0	0	0	0	0	0	0								
PENALTIES																
Number	5	8	7	13	6	8	5	9								
Yards	43	65	50	106	45	59	24	59								
FUMBLES																
Number	1	1	1	1	1	2	0	0								
Lost	0	1	1	1	1	1	0	0								
SCORING																
Total TDs	3	3	2	5	3	1	4	3								
Rush TDs	2	2	0	2	2	1	1	1								
Pass TDs	1	1	2	2	1	0	2	2								
Ret. TDs	0	0	0	1	0	0	1	0								
PAT (Made/Att)	3/3	3/3	2/2	4/5	2/2	1/1	4/4	3/3								
2 PT (Made/Att)	0/0	0/0	0/0	0/1	0/1	0/0	0/0	0/0								
FG (Made/Att)	3/4	2/2	2/3	2/2	3/4	0/0	3/4	1/1								

2019 RAMS OPPONENT STATISTICS

	at Car	NO	at CLE	TB	at Sea	SF	at ATL	Cin*	at Pit	Chi	Bal	at Ari	Sea	at Dal	at SF	Ari
SCORING SUMMARY																
1st Qtr.	0	0	0	7	7	7	3	0								
2nd Qtr.	3	3	6	21	7	0	0	10								
3rd Qtr.	10	3	7	3	7	10	0	0								
4th Qtr.	14	3	0	24	9	3	7	0								
OT																
FIRST DOWNS																
Total	21	15	18	27	25	22	14	24								
Rushing	8	2	4	3	10	8	1	5								
Passing	13	11	11	22	12	14	12	15								
Penalty	0	2	3	2	3	0	1	4								
TOTAL OFFENSE																
Yards	343	244	270	473	435	342	224	401								
Rushing	127	57	95	88	167	99	38	104								
Passing	216	187	175	385	268	243	186	297								
Sacks (Yds.)	3 (23)	2 (16)	3 (20)	2 (9)	1 (6)	2 (11)	5 (38)	5 (32)								
PASSING																
Attempts	38	20	36	41	17	33	33	52								
Completions	25	35	18	28	23	24	22	32								
Interceptions	1	1	1	1	0	1	1	0								
INTERCEPTIONS BY OPPONENTS																
Number	1	1	2	3	1	0	0	0								
Yards	0	0	15	41	0	0	0	0								
Long	0	0	15	26	0	0	0	0								
Touchdowns	0	0	0	0	0	0	0	0								
PUNTS																
Number	4	5	6	2	4	4	5	5								
Yards	193	244	240	88	190	159	205	208								
Average	48.3	48.8	40.0	44.0	47.5	39.8	41.0	41.6								
PUNT RETURNS																
Number	2	3	0	0	1	3	1	0								
Yards	24	34	0	0	0	38	-6	0								
Fair Catches	0	0	1	0	1	0	0	1								
Long	0	19	0	0	0	18	-6	0								
Touchdowns	0	0	0	0	0	0	0	0								
KICKOFF RETURNS																
Number	2	0	1	2	1	1	2	0								
Yards	51	0	12	34	33	18	65	0								
Long	26	0	12	21	33	18	33	0								
Touchdowns	0	0	0	0	0	0	0	0								
PENALTIES																
Number	6	11	8	12	5	4	5	6								
Yards	46	87	60	99	45	30	48	40								
FUMBLES																
Number	2	1	1	0	1	1	4	0								
Lost	2	0	0	0	1	1	2	0								
SCORING																
Total TDs	3	0	1	7	4	2	1	1								
Rush TDs	3	0	0	2	0	2	0	0								
Pass TDs	0	0	1	4	4	0	1	1								
Ret. TDs	0	0	0	1	0	0	0	0								
PAT (Made/Att)	3/3	0/0	1/1	7/7	3/3	2/2	1/1	1/1								
2 PT (Made/Att)	0/0	0/0	0/0	0/0	0/1	0/0	0/0	0/0								
FG (Made/Att)	2/3	3/3	2/2	2/2	1/2	2/3	1/21/1									

2019 LOS ANGELES RAMS KICKOFF ANALYSIS

Opponent	No.	No. in EZ	TB	Opp. Ret.	Ret. Yds.	Ret. Avg.	Squib	Out of Bounds	Onside Rec/Att
at Carolina	7	5	4	2	51	25.5	0	1	0
New Orleans	4	4	4	0	0	0.0	0	0	0
at Cleveland	5	4	4	12	0	0.0	0	2	0
Tampa Bay	8	6	5	2	22	22	0	1	0
at Seattle	7	6	6	1	33	33	0	0	0
San Francisco	2	2	1	1	74	24.7	0	0	0
at Atlanta	8	7	6	2	0	0	0	0	0
Cincinnati*	5	5	5	0	14	14.0	0	0	0
at Pittsburgh									
Chicago									
Baltimore									
at Arizona									
Seattle									
at Dallas									
at San Francisco									
Arizona									
Totals	**46**	**38**	**35**	**20**	**194**	**23.8**	**0**	**4**	**0**

* Denotes International Series in London

2019 RAMS WEEKLY TEAM RANKINGS

NFL RANKINGS

	OFFENSE			DEFENSE		
	Overall	Rush	Pass	Overall	Rush	Pass
Week 1	18th	5th	24th	11th	24th	11t
Week 2	13th	7th	21st	5th	9th	7th
Week 3	16th	7th	22nd	3rd	11th	4th
Week 4	7th	22nd	5th	10th	9th	16th
Week 5	5th	12th	2nd	13th	15th	16th
Week 6	12th	22nd	6th	12th	16th	14th
Week 7	12th	23rd	7th	9th	14th	11th
Week 8	8th	21st	4th	11th	14th	18th
Week 9						
Week 10						
Week 11						
Week 12						
Week 13						
Week 14						
Week 15						
Week 16						
Week 17						

NFC RANKINGS

	OFFENSE			DEFENSE		
	Overall	Rush	Pass	Overall	Rush	Pass
Week 1	8th	2nd	11th	6th	12th	7th
Week 2	7th	4th	11th	3rd	6th	3rd
Week 3	11th	4th	13th	2nd	7th	2nd
Week 4	4th	11th	2nd	8th	6th	8th
Week 5	3rd	12th	1st	7th	8th	7th
Week 6	7th	12th	3rd	7th	9th	8th
Week 7	7th	13th	4th	5th	7th	4th
Week 8	11th	14th	18th	6th	8th	6th
Week 9						
Week 10						
Week 11						
Week 12						
Week 13						
Week 14						
Week 15						
Week 16						
Week 17						

2019 RAMS TURNOVER BREAKDOWN

	TAKEAWAYS			GIVEAWAYS				
OPPONENT	FUMBLES	INT	TOTAL	FUMBLES	INT	TOTAL	MARGIN	RESULT
at Carolina	2	1	3	0	1	1	+2	W, 30-27
New Orleans	0	1	1	1	0	1	0	W, 27-9
at Cleveland	1	2	3	0	1	1	-2	W, 20-13
Tampa Bay	0	1	1	1	3	4	-3	L, 55-40
at Seattle	1	0	1	1	0	1	0	L, 30-29
San Francisco	1	1	2	1	0	1	+1	L, 20-7
at Atlanta	2	1	3	0	0	0	+3	W, 37-10
Cincinnati*	0	0	0	0	0	0	0	W, 24=10
at Pittsburgh								
Chicago								
Baltimore								
at Arizona								
Seattle								
at Dallas								
at San Francisco								
Arizona								
Totals	**7**	**7**	**14**	**4**	**5**	**9**	**+5**	

2019 LOS ANGELES RAMS HIGHS AND LOWS

LOS ANGELES RAMS	HIGH	GAME	LOWS	GAME
Points	40	Tampa Bay Buccaneers	7	San Francisco 49ers
Points in a Half	23	Tampa Bay Buccaneers	3	at Cleveland Browns
First Downs	24	at Seattle Seahawks	10	San Francisco 49ers
Rushing Attempts	36	Atlanta Falcons	22	San Francisco 49ers
Rushing Yards	166	at Carolina Panthers	98	Cincinati Bengals
Passing Attempts	39	at Carolina Panthers	24 (twice)	recently, 49ers
Pass Completions	29	at Seattle Seahawks	13	San Francisco 49ers
Passing Yards	517	Tampa Bay Buccaneers	78	San Francisco 49ers
Total Offensive Plays	81	Tampa Bay Buccaneers	50	San Francisco 49ers
Total Net Yards	518	Tampa Bay Buccaneers	157	San Francisco 49ers
Time of Possession	33:16	at Carolina Panthers	21:08	San Francisco 49ers
Interceptions Thrown	3	Tampa Bay Buccaneers	0 (twice)	recently, 49ers
Sacks Given Up	4	San Francisco 49ers	0	at Seattle Seahawks
Penalties	13	Tampa Bay Buccaneers	5	at Carolina Panthers
Yards Penalized	106	Tampa Bay Buccaneers	43	at Carolina Panthers

OPPONENTS	HIGH	GAME	LOWS	GAME
Points	55	Tampa Bay Buccaneers	3 (twice)	Saints
Points in a Half	28	Tampa Bay Buccaneers	3 (twice)	recently, Browns
First Downs	27	Tampa Bay Buccaneers	14	at Atlanta Falcons
Rushing Attempts	43	at Seattle Seahawks	15	at Atlanta Falcons
Rushing Yards	167	at Seattle Seahawks	57	Saints
Passing Attempts	41	Tampa Bay Buccaneers	23	at Seattle Seahawks
Pass Completions	28	Tampa Bay Buccaneers	17	at Seattle Seahawks
Passing Yards	385	Tampa Bay Buccaneers	179	at Cleveland Browns
Total Offensive Plays	73	Tampa Bay Buccaneers	64	at Carolina Panthers
Total Net Yards	464	Tampa Bay Buccaneers	270	at Cleveland Browns
Time of Possession	38:52	San Francisco 49ers	22:51	at Atlanta Falcons
Interceptions Thrown	1	at Atlanta Falcons	0	at Seattle Seahawks
Sacks Given Up	5	at Atlanta Falcons	1	at Seattle Seahawks
Penalties	12	Tampa Bay Buccaneers	4	San Francisco 49ers
Yards Penalized	99	Tampa Bay Buccaneers	30	San Francisco 49ers

2019 LOS ANGELES RAMS BESTS

RUSHING ATTEMPTS	**NO.**	**OPPONENT**
	32	Panthers
RUSHING YARDS	**YDS.**	**OPPONENT**
	166	Panthers
YARDS PER CARRY (MIN. 10 ATT.)	**YDS.**	**OPPONENT**
	5.2	Panthers
LONGEST RUSH	**YDS.**	**OPPONENT**
	25	Panthers
PASS ATTEMPTS	**NO.**	**OPPONENT**
	68	Buccaneers
PASS COMPLETIONS	**NO.**	**OPPONENT**
	45	Buccaneers
PASSING YARDS	**YDS.**	**OPPONENT**
	517	Buccaneers
RECEPTIONS	**NO.**	**OPPONENT**
	45	Buccaneers
RECEIVING YARDS	**YDS.**	**OPPONENT**
	517	Buccaneers
LONGEST RECEPTION	**YDS.**	**OPPONENT**
	66	Saints
FIELD GOALS	**NO.**	**OPPONENT**
	3	Panthers
LONGEST FIELD GOAL	**YDS.**	**OPPONENT**
	58	Buccaneers
MOST KICKOFF RETURNS	**NO.**	**OPPONENT**
	4	Panthers
LONGEST KICKOFF RETURN	**YDS.**	**OPPONENT**
	34	Buccaneers
MOST PUNT RETURNS	**NO.**	**OPPONENT**
	2	Panthers
LONGEST PUNT RETURN	**YDS.**	**OPPONENT**
	32	Saints

2019 OPPONENT BESTS

RUSHING ATTEMPTS	**NO.**	**TEAM**
	43	Seahawks
RUSHING YARDS	**YDS.**	**TEAM**
	167	Seahawks
YARDS PER CARRY (MIN. 10 ATT.)	**YDS.**	**TEAM**
	5.5	Panthers
LONGEST RUSH	**YDS.**	**TEAM**
	25	Bengals
PASS ATTEMPTS	**NO.**	**TEAM**
	41	Buccaneers
PASS COMPLETIONS	**NO.**	**TEAM**
	28	Buccneers
PASSING YARDS	**YDS.**	**TEAM**
	385	Buccaneers
RECEPTIONS	**NO.**	**TEAM**
	28	Buccaneers
RECEIVING YARDS	**YDS.**	**TEAM**
	385	Buccaneers
LONGEST RECEPTION	**YDS.**	**TEAM**
	67	Buccaneers
FIELD GOALS	**NO.**	**TEAM**
	3	Saints
LONGEST FIELD GOAL	**YDS.**	**TEAM**
	58	Buccaneers
MOST KICKOFF RETURNS	**NO.**	**TEAM**
	2	Panthers
LONGEST KICKOFF RETURN	**YDS.**	**TEAM**
	33	Seahawks
MOST PUNT RETURNS	**NO.**	**TEAM**
	3	Saints
LONGEST PUNT RETURN	**YDS.**	**TEAM**
	38	49ers

2019 LOS ANGELES RAMS EXPLOSIVES

PASSING EXPLOSIVES (20+ YARDS)

LOS ANGELES RAMS

YDS	RECEIVER	PASSER	QTR	DATE	OPP
22	Robert Woods	Jared Goff	1	9/8/19	Panthers
24	Brandin Cooks	Jared Goff	3	9/8/19	Panthers
27	Cooper Kupp	Jared Goff	3	9/15/19	Saints
57	Brandin Cooks	Jared Goff	1	9/15/19	Saints
22	Cooper Kupp	Jared Goff	2	9/22/19	Browns
21	Cooper Kupp	Jared Goff	3	9/22/19	Browns
23	Brandin Cooks	Jared Goff	3	9/22/19	Browns
23	Brandin Cooks	Jared Goff	2	9/29/19	Bucs
37	Robert Woods	Jared Goff	2	9/29/19	Bucs
24	Cooper Kupp	Jared Goff	3	9/29/19	Bucs
27	Cooper Kupp	Jared Goff	3	9/29/19	Bucs
22	Josh Reynolds	Jared Goff	4	9/29/19	Bucs
29	Cooper Kupp	Jared Goff	4	9/29/19	Bucs
22	Gerald Everett	Jared Goff	2	10/3/19	Seahawks
25	Cooper Kupp	Jared Goff	2	10/3/19	Seahawks
30	Gerald Everett	Jared Goff	3	10/3/19	Seahawks
20	Tyler Higbee	Jared Goff	3	10/3/19	Seahawks
32	Gerald Everett	Jared Goff	3	10/3/19	Seahawks
29	Brandin Cooks	Jared Goff	4	10/3/19	Seahawks
26	Cooper Kupp	Jared Goff	4	10/3/19	Seahawks
28	Gerald Everett	Jared Goff	4	10/3/19	Seahawks
25	Robert Woods	Jared Goff	2	10/20/19	Falcons
21	Brandin Cooks	Jared Goff	2	10/20/19	Falcons
23	Nick Scott	Johnny Hecker	2	10/20/19	Falcons
33	Gerald Everett	Jared Goff	3	10/20/19	Falcons
21	Cooper Kupp	Jared Goff	1	10/27/19	Bengals
25	Cooper Kupp	Jared Goff	1	10/27/19	Bengals
31	Robert Woods	Jared Goff	1	10/27/19	Bengals
31	Cooper Kupp	Jared Goff	2	10/27/19	Bengals
23	Cooper Kupp	Jared Goff	2	10/27/19	Bengals
65	Cooper Kupp	Jared Goff	2	10/27/19	Bengals
31	Josh Reynolds	Jared Goff	2	10/27/19	Bengals
40	Cooper Kupp	Jared Goff	3	10/27/19	Bengals

OPPONENTS

YDS	RECEIVER	PASSER	QTR	DATE	TEAM
25	Jarvis Landry	Baker Mayfield	2	9/22/19	Browns
30	Nick Chubb	Baker Mayfield	2	9/22/19	Browns
27	Jarvis Landry	Baker Mayfield	3	9/22/19	Browns
30	Chirs Godwin	Jameis Winston	2	9/29/19	Bucs
67	Mike Evans	Jameis Winston	4	9/29/19	Bucs
38	Will Dissly	Russell Wilson	1	10/3/19	Seahawks
21	Jaron Brown	Russell Wilson	2	10/3/19	Seahawks
40	DK Metcalf	Russell Wilson	2	10/3/19	Seahawks
30	Rashaad Penny	Russell Wilson	3	10/3/19	Seahawks
45	Goerge Kittle	Jimmy Garoppolo	2	10/13/19	49ers
21	Dante Pettis	Jimmy Garappolo	3	10/13/19	49ers
39	Julio Jones	Matt Ryan	2	10/20/19	Falcons
27	Tyler Eifert	Andy Dalton	1	10/27/19	Bengals
22	Tyler Boyd	Andy Dalton	1	10/27/19	Bengals
27	Auden Tate	Andy Dalton	4	10/27/19	Bengals
52	Alex Erickson	Andy Dalton	4	10/27/19	Bengals

2019 LOS ANGELES RAMS EXPLOSIVES

RUSHING EXPLOSIVES (20+ YARDS)

LOS ANGELES RAMS

YDS	RUSHER	QTR	DATE	OPP
25	Todd Gurley II	3	9/8/19	Panthers
20	Robert Woods	4	9/8/19	Panthers
20	Todd Gurley II	2	9/15/19	Saints
27	Brandin Cooks	3	10/3/19	Seahawks
22	Darrell Henderson Jr.	2	10/13/19	49ers
20	Todd Gurley II	2	10/27/19	Bengals

OPPONENTS

YDS	RUSHER	QTR	DATE	TEAM
23	Christian McCaffrey	3	9/8/19	Panthers
28	Tre'Quan Smith	4	9/15/19	Saints
25	Giovani Bernard	2	10/27/19	Bengals

2019 LOS ANGELES RAMS EXPLOSIVES

PUNT RETURN EXPLOSIVES (20+ YARDS)

LOS ANGELES RAMS

YDS	RETURNER	QTR	DATE	OPP
32	JoJo Natson	3	9/15/19	Saints
35	JoJo Natson	2	10/20/19	Falcons

OPPONENTS

YDS	RETURNER	QTR	DATE	TEAM

KICKOFF RETURN EXPLOSIVES (20+ YARDS)

LOS ANGELES RAMS

YDS	RETURNER	QTR	DATE	OPP

OPPONENTS

YDS	RETURNER	QTR	DATE	TEAM
25	Ray-Ray McCloud	2	9/8/19	Panthers
33	Tyler Lockett	3	10/3/19	Seahawks
32	Kenjon Barner	1	10/20/19	Falcons
33	Kenjon Barner	3	10/20/19	Falcons

2019 LOS ANGELES RAMS EXPLOSIVES

FUMBLE RETURN EXPLOSIVES (20+ YARDS)

LOS ANGELES RAMS

YDS	RETURNER	QTR	DATE	OPP

OPPONENTS

YDS	RETURNER	QTR	DATE	TEAM
21	J. Schobert	2	9/22/19	Browns
37	N. Suh	4	9/29/19	Buccaneers

INTERCEPTION RETURN EXPLOSIVES (20+ YARDS)

LOS ANGELES RAMS

YDS	RETURNER	QTR	DATE	OPP
26	Cory Littleton	4	9/8/19	Panthers
32	Marcus Peters	4	9/29/19	Buccaneers

OPPONENTS

YDS	RETURNER	QTR	DATE	TEAM
26	Lavonte David	2	9/29/19	Buccaneers

2019 LOS ANGELES RAMS WEEKLY LEADERS

GAME	SCORING	CARRIES	RUSHING YARDS	RECEIVING YARDS	TACKLES	SACKS	INTs	SP. TEAMS TACKLES
at Carolina	Two players (12)	T. Gurley II (14)	T. Gurley II (97)	R. Woods (70)	C. Littleton (14)	D. Fowler Jr. (2.0)	C. Littleton (1)	T. Hill (2)
New Orleans	G. Zuerlein (9)	T. Gurley II (16)	T. Gurley II (63)	C. Kupp (120)	C. Littleton (8)	C. Matthews, M. Brockers (1.0)	J. Johnson III (1)	N. Scott (2)
at Cleveland	C. Kupp (12)	T. Gurley II (14)	T. Gurley II (43)	B. Cooks (112)	J. Johnson III (9)	C. Matthews (2.0)	J. Johnson III (1)	D. Williams (1)
Tampa Bay	T. Gurley II (12)	T. Gurley II, M. Brown (5)	T. Gurley (16)	R. Woods (164)	E. Weddle (15)	C. Matthews, S. Joseph-Day (1.0)	M. Peters (1)	T. Howard (2)
at Seattle	T. Gurley II (12)	T. Gurley II (15)	T. Gurley II (51)	G. Everett (136)	T. Reeder (13)	C. Matthews (1.0)		T. Howard, M. Brown (1)
San Francisco	R. Woods (6)	M. Brown (11)	M. Brown (40)	T. Higbee (25)	C. Littleton (14)	A. Donald (2.0)	M. Peters (1)	Four players (1)
at Atlanta	G. Zurlein (13)	T. Gurley II (18)	T. Gurley II (41)	R. Woods (80)	D. Fowler Jr. (7)	D. Fowler Jr. (3.0)	C. Littleton (1)	D. Williams (2)
Cincinnati*	Three players (18)	D. Henderson (11)	D. Henderson (49)	C. Kupp (220)	T. Rapp (12)	D. Fowler, O.Okoronkwo (1.5)		K. Young (1)
at Pittsburgh								
Chicago								
Baltimore								
at Arizona								
Seattle								
at Dallas								
at San Francisco								
Arizona								

RAMS-PANTHERS BALL POSSESSION AND DRIVE CHART

Los Angeles Rams

#	Time Recd	Time Lost	Time Poss	How Ball Obtained	Drive Began	# Play	Yds Gain	Yds Pen	Net Yds	1st Down	Last Scrm	How Given Up
1	11:34	7:42	3:52	Fumble	LA 33	8	25	0	25	2	CAR 42	Punt
2	5:31	4:37	0:54	Punt	LA 20	3	0	0	0	0	LA 20	Punt
3	0:41	13:43	1:58	Missed FG	LA 43	7	26	0	26	1	CAR 31	Field Goal
4	13:07	12:44	0:23	Fumble	CAR 10	2	10	0	10	1	* CAR 5	Touchdown
5	9:32	6:14	3:18	Punt	LA 3	6	18	0	18	1	LA 21	Punt
6	4:56	1:02	3:54	Punt	LA 29	9	33	0	33	2	CAR 38	Field Goal
7	15:00	11:53	3:07	Kickoff	LA 25	7	76	-10	66	3	* CAR 9	Field Goal
8	8:28	2:51	5:37	Kickoff	LA 25	13	54	21	75	6	* CAR 1	Touchdown
9	0:11	13:38	1:33	Kickoff	LA 25	3	3	-5	-2	0	LA 23	Blocked Punt
10	13:10	12:02	1:08	Kickoff	LA 25	3	26	0	26	1	CAR 49	Interception
11	10:31	6:37	3:54	Punt	LA 43	7	57	0	57	4	* CAR 5	Touchdown
12	5:46	4:06	1:40	Interception	CAR 32	4	9	0	9	0	CAR 23	Missed FG
13	1:58	0:00	1:58	Kickoff	50	4	9	0	9	1	CAR 40	End of Game

(479) Average LA 37

Carolina Panthers

#	Time Recd	Time Lost	Time Poss	How Ball Obtained	Drive Began	# Play	Yds Gain	Yds Pen	Net Yds	1st Down	Last Scrm	How Given Up
1	15:00	11:34	3:26	Kickoff	CAR 25	6	45	0	45	2	LA 41	Fumble
2	7:42	5:31	2:11	Punt	CAR 35	3	8	0	8	0	CAR 43	Punt
3	4:37	0:41	3:56	Punt	CAR 25	9	45	-5	40	3	LA 35	Missed FG
4	13:43	13:07	0:36	Kickoff	CAR 25	1	-5	-10	-15	0	CAR 15	Fumble
5	12:44	9:32	3:12	Kickoff	CAR 32	4	12	-5	7	1	CAR 39	Punt
6	6:14	4:56	1:18	Punt	CAR 27	3	6	0	6	0	CAR 33	Punt
7	1:02	0:00	1:02	Kickoff	CAR 25	8	47	0	47	3	LA 28	Field Goal
8	11:53	8:28	3:25	Kickoff	CAR 40	8	60	0	60	4	* LA 8	Touchdown
9	2:51	0:11	2:40	Kickoff	CAR 30	8	36	0	36	2	LA 34	Field Goal
10	13:38	13:10	0:28	Blocked Punt	LA 5	2	5	0	5	1	* LA 2	Touchdown
11	12:02	10:31	1:31	Interception	CAR 29	3	4	0	4	0	CAR 33	Punt
12	6:37	5:46	0:51	Kickoff	CAR 25	3	11	0	11	1	CAR 36	Interception
13	4:06	1:58	2:08	Missed FG	CAR 31	9	69	0	69	4	* LA 1	Touchdown

(444) Average CAR 34

*** inside opponent's 20**

Time of Possession by Quarter		**1st**	**2nd**	**3rd**	**4th**	**OT**	**Total**
Visitor	Los Angeles Rams	5:27	8:52	8:55	10:02		33:16
Home	Carolina Panthers	9:33	6:08	6:05	4:58		26:44

Kickoff Drive No.-Start Average Rams: 4 - LA 25 Panthers: 7 - CAR 29

RAMS-SAINTS BALL POSSESSION AND DRIVE CHART

New Orleans Saints

#	Time Recd	Time Lost	Time Poss	How Ball Obtained	Drive Began	# Play	Yds Gain	Yds Pen	Net Yds	1st Down	Last Scrm	How Given Up
1	15:00	12:25	2:35	Kickoff	NO 25	5	22	0	22	1	NO 47	Interception
2	8:42	6:37	2:05	Kickoff	NO 25	4	21	0	21	1	NO 46	Punt
3	3:29	0:00	3:29	Punt	50	6	13	-15	-2	2	NO 48	Punt
4	14:21	11:06	3:15	Punt	LA 41	7	30	-5	25	1	* LA 16	Field Goal
5	6:02	2:39	3:23	Fumble	NO 13	6	20	15	35	2	NO 48	Downs
6	0:03	0:00	0:03	Kickoff		0	0	0	0	0		End of Half
7	14:05	9:49	4:16	Punt	NO 29	10	42	-5	37	3	LA 34	Field Goal
8	5:39	3:37	2:02	Kickoff	NO 25	3	-12	0	-12	0	NO 13	Punt
9	1:00	10:58	5:02	Kickoff	NO 25	9	71	-20	51	3	LA 24	Field Goal
10	8:37	5:43	2:54	Kickoff	NO 25	7	34	-20	14	2	NO 39	Punt
11	2:22	1:47	0:35	Punt	NO 22	3	3	0	3	0	NO 25	Punt

(298) Average NO 30

Los Angeles Rams

#	Time Recd	Time Lost	Time Poss	How Ball Obtained	Drive Began	# Play	Yds Gain	Yds Pen	Net Yds	1st Down	Last Scrm	How Given Up
1	12:25	8:42	3:43	Interception	LA 38	7	57	-1	56	1	* NO 6	Field Goal
2	6:37	3:29	3:08	Punt	LA 8	6	7	-10	-3	1	LA 5	Punt
3	15:00	14:21	0:39	Punt	LA 14	3	1	0	1	0	LA 15	Punt
4	11:06	6:02	5:04	Kickoff	LA 25	10	64	-2	62	4	* NO 11	Fumble
5	2:39	0:03	2:36	Downs	NO 48	7	44	0	44	2	* NO 4	Field Goal
6	15:00	14:05	0:55	Kickoff	LA 25	3	9	0	9	0	LA 34	Punt
7	9:49	5:39	4:10	Kickoff	LA 25	9	80	-5	75	6	* NO 4	Touchdown
8	3:37	1:00	2:37	Punt	NO 26	5	26	0	26	3	* NO 2	Touchdown
9	10:58	8:37	2:21	Kickoff	LA 25	4	85	-10	75	2	* NO 1	Touchdown
10	5:43	2:22	3:21	Punt	LA 11	6	10	0	10	1	LA 21	Punt
11	1:47	0:00	1:47	Punt	LA 20	3	-3	0	-3	0	LA 18	End of Game

(317) Average LA 29

*** inside opponent's 20**

Time of Possession by Quarter		**1st**	**2nd**	**3rd**	**4th**	**OT**	**Total**
Visitor	New Orleans Saints	8:09	6:41	7:18	7:31		29:39
Home	Los Angeles Rams	6:51	8:19	7:42	7:29		30:21

Kickoff Drive No.-Start Average Saints: 5 - NO 25 Rams: 4 - LA 25

RAMS-BROWNS BALL POSSESSION AND DRIVE CHART

Los Angeles Rams

#	Time Recd	Time Lost	Time Poss	How Ball Obtained	Drive Began	# Play	Yds Gain	Yds Pen	Net Yds	1st Down	Last Scrm	How Given Up
1	11:56	10:22	1:34	Punt	LA 18	3	6	0	6	0	LA 24	Punt
2	9:04	4:06	4:58	Punt	LA 14	11	51	0	51	3	CLV 35	Field Goal
3	11:41	9:27	2:14	Kickoff	LA 25	6	31	0	31	1	CLV 44	Punt
4	7:42	4:08	3:34	Punt	LA 38	7	32	0	32	2	CLV 30	Missed FG
5	2:02	0:18	1:44	Punt	LA 12	6	24	-5	19	2	LA 36	Fumble
6	15:00	10:40	4:20	Kickoff	LA 25	10	75	0	75	5	* CLV 11	Touchdown
7	4:37	3:31	1:06	Kickoff	LA 25	3	15	0	15	1	LA 40	Interception
8	2:00	12:48	4:12	Punt	LA 28	8	77	-5	72	4	* CLV 6	Touchdown
9	9:14	6:37	2:37	Downs	LA 38	9	28	15	43	2	* CLV 19	Field Goal
10	4:23	2:46	1:37	Punt	LA 47	3	7	0	7	0	CLV 46	Interception
11	0:27	0:00	0:27	Interception	LA 20	1	-1	0	-1	0	LA 20	End of Game

(290) Average LA 26

Cleveland Browns

#	Time Recd	Time Lost	Time Poss	How Ball Obtained	Drive Began	# Play	Yds Gain	Yds Pen	Net Yds	1st Down	Last Scrm	How Given Up
1	15:00	11:56	3:04	Kickoff	CLV 25	4	12	-10	2	1	CLV 27	Punt
2	10:22	9:04	1:18	Punt	CLV 35	3	7	0	7	0	CLV 42	Punt
3	4:06	11:41	7:25	Kickoff	CLV 25	13	75	-5	70	5	* LA 5	Field Goal
4	9:27	7:42	1:45	Punt	CLV 6	3	6	0	6	0	CLV 12	Punt
5	4:08	2:02	2:06	Missed FG	CLV 38	4	26	-5	21	1	LA 41	Punt
6	0:18	0:00	0:18	Fumble	LA 17	4	0	0	0	0	* LA 17	Field Goal
7	10:40	4:37	6:03	Kickoff	CLV 25	11	65	10	75	5	* LA 2	Touchdown
8	3:31	2:00	1:31	Interception	CLV 49	3	2	0	2	0	LA 49	Punt
9	12:48	9:14	3:34	Kickoff	CLV 25	7	37	0	37	2	LA 40	Downs
10	6:37	4:23	2:14	Kickoff	CLV 10	3	-8	0	-8	0	CLV 2	Punt
11	2:46	0:27	2:19	Interception	CLV 43	10	48	5	53	4	* LA 4	Interception

(364) Average CLV 33

*** inside opponent's 20**

Time of Possession by Quarter		**1st**	**2nd**	**3rd**	**4th**	**OT**	**Total**
Visitor	Los Angeles Rams	6:32	7:32	7:26	6:53		28:23
Home	Cleveland Browns	8:28	7:28	7:34	8:07		31:37

Kickoff Drive No.-Start Average Rams: 3 - LA 25 Browns: 5 - CLV 22

RAMS-BUCS BALL POSSESSION AND DRIVE CHART

Tampa Bay Buccaneers

#	Time Recd	Time Lost	Time Poss	How Ball Obtained	Drive Began	# Play	Yds Gain	Yds Pen	Net Yds	1st Down	Last Scrm	How Given Up
1	15:00	10:53	4:07	Kickoff	TB 40	8	60	0	60	4	* LA 3	Touchdown
2	8:16	1:55	6:21	Punt	TB 9	12	45	0	45	4	LA 46	Punt
3	13:24	9:57	3:27	Interception	50	7	50	0	50	3	* LA 3	Touchdown
4	8:35	8:28	0:07	Interception	LA 9	1	9	0	9	1	* LA 9	Touchdown
5	5:34	4:02	1:32	Kickoff	TB 25	3	3	-5	-2	0	TB 23	Punt
6	2:50	0:47	2:03	Kickoff	TB 25	11	60	15	75	5	* LA 5	Touchdown
7	0:02	0:00	0:02	Kickoff	TB 25	1	-1	0	-1	0	TB 25	End of Half
8	9:03	4:33	4:30	Kickoff	TB 25	10	45	-10	35	2	LA 40	Field Goal
9	2:49	14:55	2:54	Interception	TB 47	6	53	0	53	3	* LA 13	Touchdown
10	12:31	11:35	0:56	Kickoff	TB 28	2	72	0	72	1	TB 33	Touchdown
11	9:12	8:11	1:01	Kickoff	TB 11	3	1	0	1	0	TB 12	Interception
12	8:11	2:35	5:36	Kickoff	TB 25	11	67	5	72	4	* LA 3	Field Goal

(401) Average TB 33

Los Angeles Rams

#	Time Recd	Time Lost	Time Poss	How Ball Obtained	Drive Began	# Play	Yds Gain	Yds Pen	Net Yds	1st Down	Last Scrm	How Given Up
1	10:53	8:16	2:37	Kickoff	LA 25	7	35	-10	25	2	50	Punt
2	1:55	13:24	3:31	Punt	LA 20	7	55	-5	50	2	TB 30	Interception
3	9:57	8:35	1:22	Kickoff	LA 25	3	6	0	6	0	LA 31	Interception
4	8:28	5:34	2:54	Kickoff	LA 25	8	65	10	75	6	* TB 13	Touchdown
5	4:02	2:50	1:12	Punt	50	4	45	5	50	3	* TB 5	Touchdown
6	0:47	0:02	0:45	Kickoff	LA 25	6	35	0	35	2	TB 40	Field Goal
7	15:00	9:03	5:57	Kickoff	LA 25	14	40	9	49	4	* TB 26	Field Goal
8	4:33	2:49	1:44	Kickoff	LA 25	5	35	0	35	1	TB 40	Interception
9	14:55	12:31	2:24	Kickoff	LA 25	8	65	10	75	6	* TB 5	Touchdown
10	11:35	9:12	2:23	Kickoff	LA 25	8	85	-10	75	4	TB 29	Touchdown
11	2:35	1:06	1:29	Kickoff	LA 25	7	17	-5	12	3	TB 46	Fumble
12	1:06	0:00	1:06	Kickoff	LA 9	6	35	10	45	3	LA 48	End of Game

(304) Average LA 25

*** inside opponent's 20**

Time of Possession by Quarter		**1st**	**2nd**	**3rd**	**4th**	**OT**	**Total**
Visitor	Tampa Bay Buccaneers	10:28	7:11	7:19	7:38		32:36
Home	Los Angeles Rams	4:32	7:49	7:41	7:22		27:24

Kickoff Drive No.-Start Average Buccaneers: 8 - TB 26 Rams: 10 - LA 23

RAMS-SEAHAWKS BALL POSSESSION AND DRIVE CHART

Los Angeles Rams

#	Time Recd	Time Lost	Time Poss	How Ball Obtained	Drive Began	# Play	Yds Gain	Yds Pen	Net Yds	1st Down	Last Scrm	How Given Up
1	13:47	12:24	1:23	Fumble	SEA 33	4	4	0	4	0	SEA 29	Field Goal
2	9:27	4:55	4:32	Punt	LA 31	10	55	0	55	3	* SEA 14	Field Goal
3	0:49	0:19	0:30	Kickoff	LA 25	3	0	0	0	0	LA 25	Punt
4	12:26	10:54	1:32	Punt	LA 20	3	4	0	4	0	LA 24	Punt
5	8:08	5:25	2:43	Kickoff	LA 25	5	58	0	58	3	SEA 20	Fumble
6	1:34	0:06	1:28	Missed FG	LA 38	8	50	12	62	4	* SEA 9	Touchdown
7	15:00	12:07	2:53	Kickoff	LA 25	6	75	0	75	4	* SEA 8	Touchdown
8	9:42	8:44	0:58	Punt	LA 1	3	1	0	1	0	LA 2	Punt
9	5:45	3:07	2:38	Kickoff	LA 25	5	75	0	75	4	* SEA 1	Touchdown
10	13:37	9:19	4:18	Kickoff	LA 25	10	67	-10	57	2	* SEA 18	Field Goal
11	2:28	2:08	0:20	Kickoff	LA 25	4	11	0	11	1	LA 36	Interception
12	1:38	0:11	1:27	Punt	LA 7	10	77	-10	67	3	SEA 26	Missed FG

(314) Average LA 26

Seattle Seahawks

#	Time Recd	Time Lost	Time Poss	How Ball Obtained	Drive Began	# Play	Yds Gain	Yds Pen	Net Yds	1st Down	Last Scrm	How Given Up
1	15:00	13:47	1:13	Kickoff	SEA 25	2	17	-10	7	0	SEA 17	Fumble
2	12:24	9:27	2:57	Kickoff	SEA 25	6	16	0	16	1	SEA 41	Punt
3	4:55	0:49	4:06	Kickoff	SEA 25	7	75	0	75	4	* LA 13	Touchdown
4	0:19	12:26	2:53	Punt	SEA 8	5	31	-5	26	1	SEA 34	Punt
5	10:54	8:08	2:46	Punt	SEA 27	5	68	5	73	3	LA 40	Touchdown
6	5:25	1:34	3:51	Fumble	SEA 17	8	53	0	53	2	LA 30	Missed FG
7	0:06	0:00	0:06	Kickoff	SEA 25	1	-1	0	-1	0	SEA 25	End of Half
8	12:07	9:42	2:25	Kickoff	SEA 35	4	8	0	8	1	SEA 43	Punt
9	8:44	5:45	2:59	Punt	LA 47	6	47	0	47	4	* LA 10	Touchdown
10	3:07	13:37	4:30	Kickoff	SEA 25	9	56	-5	51	3	* LA 24	Field Goal
11	9:19	2:28	6:51	Kickoff	SEA 25	12	60	15	75	6	* LA 5	Touchdown
12	2:08	1:38	0:30	Interception	SEA 49	3	0	0	0	0	SEA 49	Punt
13	0:11	0:00	0:11	Missed FG	SEA 34	1	-1	0	-1	0	SEA 34	End of Game

(373) Average SEA 29

*** inside opponent's 20**

Time of Possession by Quarter		**1st**	**2nd**	**3rd**	**4th**	**OT**	**Total**
Visitor	Los Angeles Rams	6:25	5:43	6:29	6:05		24:42
Home	Seattle Seahawks	8:35	9:17	8:31	8:55		35:18

Kickoff Drive No.-Start Average Rams: 6 - LA 25 Seahawks: 7 - SEA 26

RAMS-49ERS BALL POSSESSION AND DRIVE CHART

San Francisco 49ers

#	Time Recd	Time Lost	Time Poss	How Ball Obtained	Drive Began	# Play	Yds Gain	Yds Pen	Net Yds	1st Down	Last Scrm	How Given Up
1	15:00	12:53	2:07	Kickoff	SF 17	3	-4	0	-4	0	SF 13	Punt
2	9:17	3:39	5:38	Kickoff	SF 25	10	65	10	75	5	* LA 2	Touchdown
3	1:35	12:35	4:00	Punt	SF 24	9	75	0	75	3	* LA 1	Interception
4	8:44	6:37	2:07	Punt	SF 11	3	-1	0	-1	0	SF 10	Punt
5	3:14	0:00	3:14	Downs	SF 1	13	62	0	62	5	LA 37	Missed FG
6	14:51	12:50	2:01	Fumble	LA 17	4	17	0	17	2	* LA 1	Touchdown
7	11:16	4:58	6:18	Punt	SF 43	12	55	-5	50	3	* LA 7	Field Goal
8	3:41	12:03	6:38	Punt	SF 42	11	43	0	43	3	* LA 15	Field Goal
9	10:20	8:40	1:40	Downs	LA 45	3	3	0	3	0	LA 40	Fumble
10	7:34	5:50	1:44	Downs	SF 28	3	2	0	2	0	SF 30	Punt
11	4:31	3:25	1:06	Punt	SF 42	3	4	-10	-6	0	SF 36	Punt
12	2:19	0:00	2:19	Downs	LA 46	5	10	0	10	1	LA 35	End of Game

(425) Average SF 35

Los Angeles Rams

#	Time Recd	Time Lost	Time Poss	How Ball Obtained	Drive Began	# Play	Yds Gain	Yds Pen	Net Yds	1st Down	Last Scrm	How Given Up
1	12:53	9:17	3:36	Punt	LA 44	7	56	0	56	4	* SF 8	Touchdown
2	3:39	1:35	2:04	Kickoff	LA 26	3	-1	0	-1	0	LA 25	Punt
3	12:35	8:44	3:51	Interception	LA 35	8	24	-10	14	2	LA 49	Punt
4	6:37	3:14	3:23	Punt	SF 46	6	45	0	45	2	* SF 1	Downs
5	15:00	14:51	0:09	Kickoff	LA 24	1	-7	0	-7	0	LA 24	Fumble
6	12:50	11:16	1:34	Kickoff	LA 25	3	-5	-10	-15	0	LA 10	Punt
7	4:58	3:41	1:17	Kickoff	LA 15	3	-7	0	-7	0	LA 8	Punt
8	12:03	10:20	1:43	Kickoff	LA 25	6	19	0	19	1	LA 44	Downs
9	8:40	7:34	1:06	Fumble	SF 36	4	17	-9	8	0	SF 28	Downs
10	5:50	4:31	1:19	Punt	LA 32	3	-17	0	-17	0	LA 15	Punt
11	3:25	2:19	1:06	Punt	LA 30	6	26	-10	16	1	LA 46	Downs

(374) Average LA 34

*** inside opponent's 20**

Time of Possession by Quarter		**1st**	**2nd**	**3rd**	**4th**	**OT**	**Total**
Visitor	San Francisco 49ers	9:20	7:46	12:00	9:46		38:52
Home	Los Angeles Rams	5:40	7:14	3:00	5:14		21:08

Kickoff Drive No.-Start Average 49ers: 2 - SF 21 Rams: 5 - LA 23

RAMS-FALCONS BALL POSSESSION AND DRIVE CHART

Los Angeles Rams

#	Time Recd	Time Lost	Time Poss	How Ball Obtained	Drive Began	# Play	Yds Gain	Yds Pen	Net Yds	1st Down	Last Scrm	How Given Up
1	11:23	5:06	6:17	Kickoff	LA 25	13	53	0	53	3	ATL 22	Missed FG
2	3:06	1:42	1:24	Punt	LA 43	5	20	0	20	1	ATL 37	Field Goal
3	15:00	11:16	3:44	Punt	LA 15	9	70	15	85	5	* ATL 13	Touchdown
4	6:47	1:56	4:51	Punt	LA 23	11	75	-5	70	3	* ATL 7	Field Goal
5	1:11	0:52	0:19	Missed FG	LA 40	3	0	-5	-5	0	LA 35	Punt
6	0:17	0:00	0:17	Punt	LA 49	2	4	0	4	0	LA 49	End of Half
7	15:00	10:35	4:25	Kickoff	LA 25	9	75	0	75	4	* ATL 8	Touchdown
8	9:43	6:34	3:09	Interception	ATL 16	5	16	0	16	2	* ATL 1	Touchdown
9	4:31	2:17	2:14	Punt	LA 28	3	0	0	0	0	LA 28	Punt
10	13:46	5:42	8:04	Fumble	LA 36	15	59	3	62	5	* ATL 2	Field Goal
11	2:36	0:11	2:25	Kickoff	ATL 48	3	9	-4	5	0	ATL 43	Punt

(420) Average LA 38

Atlanta Falcons

#	Time Recd	Time Lost	Time Poss	How Ball Obtained	Drive Began	# Play	Yds Gain	Yds Pen	Net Yds	1st Down	Last Scrm	How Given Up
1	15:00	11:23	3:37	Kickoff	ATL 33	9	38	-5	33	2	LA 34	Field Goal
2	5:06	3:06	2:00	Missed FG	ATL 30	3	-15	0	-15	0	ATL 15	Punt
3	1:42	0:00	1:42	Kickoff	ATL 25	5	26	0	26	2	LA 49	Punt
4	11:16	6:47	4:29	Kickoff	ATL 25	8	25	0	25	2	50	Punt
5	1:56	1:11	0:45	Kickoff	ATL 25	5	43	0	43	1	LA 32	Missed FG
6	0:52	0:17	0:35	Punt	ATL 45	3	-9	0	-9	0	ATL 36	Punt
7	10:35	9:43	0:52	Kickoff	ATL 25	2	8	-10	-2	0	ATL 23	Interception
8	6:34	4:31	2:03	Kickoff	ATL 32	3	-1	0	-1	0	ATL 31	Punt
9	2:17	13:46	3:31	Punt	ATL 29	8	35	0	35	2	LA 28	Fumble
10	5:42	2:36	3:06	Kickoff	ATL 25	8	75	0	75	5	* LA 10	Touchdown
11	0:11	0:00	0:11	Kickoff	ATL 25	1	-1	0	-1	0	ATL 25	End of Game

(319) Average ATL 29

*** inside opponent's 20**

Time of Possession by Quarter		**1st**	**2nd**	**3rd**	**4th**	**OT**	**Total**
Visitor	Los Angeles Rams	7:41	9:11	9:48	10:29		37:09
Home	Atlanta Falcons	7:19	5:49	5:12	4:31		22:51

Kickoff Drive No.-Start Average Rams: 2 - LA 25 Falcons: 8 - ATL 27

RAMS-BENGALS BALL POSSESSION AND DRIVE CHART

Cincinnati Bengals

#	Time Recd	Time Lost	Time Poss	How Ball Obtained	Drive Began	# Play	Yds Gain	Yds Pen	Net Yds	1st Down	Last Scrm	How Given Up
1	15:00	12:46	2:14	Kickoff	CIN 25	5	20	5	25	2	50	Punt
2	6:41	14:57	6:44	Kickoff	CIN 25	11	70	-5	65	2	* LA 10	Field Goal
3	10:43	5:18	5:25	Kickoff	CIN 25	11	71	4	75	6	* LA 1	Touchdown
4	3:57	1:06	2:51	Kickoff	CIN 25	8	46	-10	36	3	LA 39	Punt
5	10:14	4:31	5:43	Kickoff	CIN 25	10	30	5	35	3	LA 40	Punt
6	0:53	14:04	1:49	Punt	CIN 13	4	1	5	6	1	CIN 19	Punt
7	12:14	10:45	1:29	Punt	CIN 17	3	6	0	6	0	CIN 23	Punt
8	9:45	5:10	4:35	Punt	CIN 25	16	77	-5	72	4	* LA 6	Downs
9	1:53	0:00	1:53	Punt	CIN 16	12	80	-5	75	3	* LA 9	Downs
					(196) Average CIN 22							

Los Angeles Rams

#	Time Recd	Time Lost	Time Poss	How Ball Obtained	Drive Began	# Play	Yds Gain	Yds Pen	Net Yds	1st Down	Last Scrm	How Given Up
1	12:46	6:41	6:05	Punt	LA 10	12	95	-10	85	4	* CIN 5	Field Goal
2	14:57	10:43	4:14	Kickoff	LA 8	7	102	-10	92	3	CIN 31	Touchdown
3	5:18	3:57	1:21	Kickoff	LA 25	3	75	0	75	2	LA 35	Touchdown
4	1:06	0:00	1:06	Punt	LA 2	8	36	0	36	2	LA 38	Punt
5	15:00	10:14	4:46	Kickoff	LA 25	10	75	0	75	4	* CIN 3	Touchdown
6	4:31	0:53	3:38	Punt	LA 9	6	49	-8	41	2	50	Punt
7	14:04	12:14	1:50	Punt	LA 30	4	20	0	20	1	50	Punt
8	10:45	9:45	1:00	Punt	LA 28	3	3	0	3	0	LA 31	Punt
9	5:10	1:53	3:17	Downs	LA 3	5	15	0	15	1	LA 18	Punt
					(140) Average LA 16							

*** inside opponent's 20**

Time of Possession by Quarter		**1st**	**2nd**	**3rd**	**4th**	**OT**	**Total**
Visitor	Cincinnati Bengals	8:55	8:19	6:36	8:53		32:43
Home	Los Angeles Rams	6:05	6:41	8:24	6:07		27:17

Kickoff Drive No.-Start Average Bengals: 5 - CIN 25 Rams: 3 - LA 19

LOS ANGELES RAMS ALL-TIME RECORDS

ALL-TIME RECORDS

Bold denotes player active with Rams
Italics denotes rookie

CAREER RUSHING

	Years	Att.	Yards	Avg.	Long	TD
1. Jackson, Steven	2004-12	2,395	10,135	4.2	59t	56
2. Dickerson, Eric	1983-87	1,525	7,245	4.8	85t	56
3. Faulk, Marshall	1999-2006	1,447	6,959	4.8	71t	58
4. McCutcheon, Lawrence	1973-79	1,435	6,186	4.3	48	23
5. Bass, Dick	1960-69	1,218	5,417	4.5	73t	34
6. Gurley II, Todd	**2015-present**	**1,134**	**4,902**	**4.3**	**71t**	**52**
7. Towler, Dan	1950-55	672	3,493	5.2	79t	44
8. Josephson, Les	1964-67, 69-74	797	3,407	4.3	75	17
9. Younger, Paul (Tank)	1949-57	682	3,296	4.8	75t	17
10. Tyler, Wendell	1977-82	720	3,266	4.5	69t	33

SEASON RUSHING

	Year	Att.	Yards	Avg.	Long	TD
1. Dickerson, Eric	1984	379	2,105	5.6	66	14
2. Dickerson, Eric	1986	404	1,821	4.5	42t	11
3. Dickerson, Eric	1983	390	1,808	4.6	85t	18
4. Jackson, Steven	2006	346	1,528	4.4	59t	13
5. Bettis, Jerome	1993	294	1,429	4.9	71t	7
6. Jackson, Steven	2009	324	1,416	4.4	58	4
7. Faulk, Marshall	2001	260	1,382	5.3	71t	12
8. Faulk, Marshall	1999	253	1,381	5.5	58	7
9. White, Charles	1987	324	1,374	4.2	58	11
10. Faulk, Marshall	2000	253	1,359	5.4	36	18

CAREER PASSING (based on yards)

	Years	Att.	Comp.	Yards	Pct.	TD	Int.
1. Everett, Jim	1986-93	3,277	1,847	23,758	.564	142	123
2. Bulger, Marc	2001-09	3,171	1,969	22,814	.621	122	93
3. Gabriel, Roman	1962-72	3,313	1,705	22,223	.515	154	112
4. Van Brocklin, Norm	1949-57	1,897	1,011	16,114	.533	118	127
5. Warner, Kurt	1998-03	1,688	1,121	14,447	.664	102	65
6. Goff, Jared	**2016-present**	**1,557**	**964**	**11,948**	**.619**	**76**	**33**
7. Waterfield, Bob	1945-52	1,618	814	11,893	.503	99	128
8. Bradford, Sam	2010-13	1,760	1,032	11,065	.586	59	38
9. Ferragamo, Vince	1977-84	1,288	730	9,376	.567	70	71
10. Haden, Pat	1976-81	1,363	731	9,296	.536	52	60

CAREER PASSING (based on rating, min. 1,500 attempts)

	Years	Att.	Comp.	Yards	Pct.	TD	Int.	Rating
1. Warner, Kurt	1998-03	1,688	1,121	14,447	.664	102	65	97.2
2. Goff, Jared	**2016-present**	**1,557**	**964**	**11,948**	**.619**	**76**	**33**	**93.1**
3. Bulger, Marc	2001-09	3,171	1,969	22,814	.621	122	93	84.4
4. Everett, Jim	1986-93	3,277	1,847	23,758	.564	142	123	78.1
5. Bradford, Sam	2010-13	1,760	1,032	11,065	.586	59	38	79.3

SEASON PASSING (based on yards)

	Year	Att.	Comp.	Yards	Pct.	TD	Int.
1. Warner, Kurt	2001	546	375	4,830	68.7	36	22
2. Goff, Jared	**2018**	**561**	**364**	**4,688**	**64.9**	**32**	**12**
3. Warner, Kurt	1999	499	325	4,353	65.1	41	13
4. Everett, Jim	1989	518	304	4,310	58.7	29	17
5. Bulger, Marc	2006	588	370	4,301	63.0	24	8
6. Everett, Jim	1990	554	307	3,989	55.4	23	17
7t. Everett, Jim	1988	517	308	3,964	59.6	31	18
7t. Bulger, Marc	2004	485	321	3,964	66.2	21	14
9. Bulger, Marc	2003	532	336	3,845	63.2	22	22
10. Goff, Jared	**2017**	**477**	**296**	**3,804**	**62.1**	**28**	**7**

CAREER RECEPTIONS

	Years	No.	Yards	Avg.	Long	TD
1. Bruce, Isaac	1994-2007	942	14,109	15.0	80t	84
2. Holt, Torry	1999-2008	869	12,660	14.6	85t	74
3. Ellard, Henry	1983-93	593	9,761	16.5	81t	48
4. Faulk, Marshall (RB)	1999-2006	470	4,071	8.7	72t	27
5. Jackson, Steven (RB)	2004-12	407	3,324	8.2	64t	8
6. Fears, Tom	1948-56	400	5,397	13.4	80t	38
7. Hirsch, Elroy	1949-57	343	6,299	18.4	91t	53
8. Snow, Jack	1965-75	340	6,012	17.7	84t	45
9. Phillips, Jim	1958-64	333	4,953	14.9	93t	27
10. Benton, Jim	1938-40, 42, 44-47	275	4,566	16.6	84t	42

SEASON RECEPTIONS

	Year	No.	Yards	Avg.	Long	TD
1. Bruce, Isaac	1995	119	1,781	15.0	72	13
2. Holt, Torry	2003	117	1,696	14.5	48	12
3. Holt, Torry	2005	102	1,331	13.0	44	9
4. Holt, Torry	2004	94	1,372	14.6	75t	10
5t. Holt, Torry	2007	93	1,189	12.8	40	7
5t. Holt, Torry	2006	93	1,188	12.8	67t	10
7. Holt, Torry	2002	91	1,302	14.3	58	4
8. Jackson, Steven	2006	90	806	9.0	64t	3
9. Bruce, Isaac	2004	89	1,292	14.5	56	6
10t. Bruce, Isaac	2000	87	1,471	16.9	78t	9
10t. Faulk, Marshall (RB)	1999	87	1,048	12.0	57t	5

CAREER RECEIVING YARDS

	Years	No.	Yards	Avg.	Long	TD
1.Bruce, Isaac	1994-2007	942	14,109	15.0	80t	84
2.Holt, Torry	1999-2008	869	12,660	14.6	85t	74
3.Ellard, Henry	1983-93	593	9,761	16.6	81t	48
4.Hirsch, Elroy	1949-57	343	6,299	18.4	91t	53
5.Snow, Jack	1965-75	340	6,012	17.7	84t	45
6.Fears, Tom	1948-56	400	5,397	13.4	80t	38
7.Anderson, Willie	1988-94	259	5,246	20.3	78t	26
8.Phillips, Jim	1958-64	333	4,953	14.9	93t	27
9.Benton, Jim	1938-40, 42, 44-47	275	4,566	16.6	84t	42
10.Faulk, Marshall	1999-2006	470	4,071	8.7	72t	27

SEASON RECEIVING YARDS

	Years	No.	Yards	Avg.	Long	TD
1.Bruce, Isaac	1995	119	1,781	15.0	72	13
2.Holt, Torry	2003	117	1,696	14.5	48	12
3.Holt, Torry	2000	82	1,635	19.9	85t	6
4.Hirsch, Elroy	1951	66	1,495	22.7	91	17
5.Bruce, Isaac	2000	87	1,471	16.9	78t	9
6.Ellard, Henry	1988	86	1,414	16.4	68	10
7.Ellard, Henry	1989	70	1,382	19.7	53	8
8.Holt, Torry	2004	94	1,372	14.6	75t	10
9.Holt, Torry	2001	81	1,363	16.8	51	7
10.Bruce, Isaac	1996	84	1,338	15.9	70	7

CAREER YARDS FROM SCRIMMAGE

		TOTAL		RUSHING		RECEIVING	
	Years	Touches	Yards	Rush	Yards	Rec.	Yards
1. Bruce, Isaac	1994-2007	965	14,259	23	150	942	14,109
2. Jackson, Steven	2004-12	2,802	13,459	2,395	10,135	407	3,324
3. Holt, Torry	1999-2008	880	12,717	11	57	869	12,660
4. Faulk, Marshall	1999-2006	1,917	11,030	1,447	6,959	470	4,071
5. Ellard, Henry	1983-93	611	9,816	18	55	593	9,761
6. Dickerson, Eric	1983-87	1,648	8,157	1,525	7,245	123	912
7. McCutcheon, Lawrence	1972-79	1,619	7,869	1,435	6,186	184	1,683
8. Bass, Dick	1960-69	1,432	7,262	1,218	5,417	214	1,845
9. Gurley II, Todd	**2015-present**	**1,336**	**6,866**	**1,134**	**4,902**	**202**	**1,964**
10. Hirsch, Elroy	1949-57	417	6,616	74	317	343	6,299

CAREER KICKOFF RETURN AVERAGE (minimum 75 returns)

	Years	No.	Yards	Avg.	Long	TD
1. Cunningham, Benny	2013-16	95	2,575	27.1	102	0
2. Horne, Tony	1998-00	143	3,577	25.0	103t	4
3. Arnett, Jon	1957-63	104	2,590	24.9	71t	2
4. Lewis, Woodley	1950-55	108	2,575	23.8	88t	1
5. Amendola, Danny	2009-12	118	2,776	23.5	84	0
6. Brown, Ron	1984-89, 91	169	3,918	23.2	98t	4

SEASON KICKOFF RETURN AVERAGE (minimum one per game)

	Year	No.	Yards	Avg.	Long	TD
1. Smith, Verda (Vitamin T.)	1950	22	742	33.7	97	3
2. Brown, Ron	1985	28	918	32.8	98t	3
3. Wilson, Tom	1956	15	477	31.8	103t	1
4. Bass, Dick	1961	23	698	30.3	64	0
5t. Williams, Travis	1971	25	743	29.7	105t	1
5t. Horne, Tony	1999	30	892	29.7	101t	2

CAREER PUNT RETURN AVERAGE (minimum 75 returns)

	Years	No.	Yards	Avg.	Long	TD
1. Hakim, Az-Zahir	1998-01	112	1,278	11.4	86t	2
2. Ellard, Henry	1983-93	135	1,527	11.3	83t	4
3. Smith, Verda (Vitamin T.)	1949-53	75	814	10.9	85t	1
4. Kennison, Eddie	1996-98	103	1,085	10.5	78t	3
5. Irvin, LeRoy	1980-89	146	1,451	9.9	84t	4

SEASON PUNT RETURN AVERAGE (minimum one per game)

	Year	No.	Yards	Avg.	Long	TD
1. Lewis, Woodley	1952	19	351	18.5	83t	2
2. Smith, Verda (Vitamin.T)	*1949*	*27*	*427*	*15.8*	*85t*	*1*
3. Horvath, Les	1948	13	203	15.6	27	0
4. Hakim, Az-Zahir	2000	32	489	15.3	86t	1
5. Hall, Dante	2007	19	286	15.1	85t	1

CAREER ALL-PURPOSE YARDS

	Years	Touches	Yards	Rush	Yards	Rec.	Yards	PR	Yards	KR	Yards
1. Bruce, Isaac	1994-2007	965	14,311	23	150	942	14,109	0	52	0	0
2. Jackson, Steven	2004-12	2,806	13,538	2,395	10,135	407	3,324	0	0	4	79
3. Holt, Torry	1999-2008	883	12,732	11	57	869	12,660	3	15	0	0
4. Ellard, Henry	1983-93	765	11,707	18	55	593	9,761	135	1,527	19	364
5. Faulk, Marshall	1999-2006	1,919	11,048	1,447	6,959	470	4,071	0	0	2	18
6. Bass, Dick	1960-69	1,510	8,936	1,218	5,417	214	1,845	24	263	54	1,415
7. Dickerson, Eric	1983-87	1,648	8,157	1,525	7,245	123	912	0	0	0	0
8. Arnett, Jon	1957-63	1,042	8,036	688	2,852	175	1,911	75	683	104	2,590
9. McCutcheon, L.	1972-79	1,620	7,875	1,435	6,186	184	1,683	0	0	1	6
10. Gurley, Todd	2015-Present	1,326	6,822	1,124	4,858	202	1,964	0	0	0	0

CAREER SCORING

	Years	TD	PAT	FG	2-Pt.	Tot. Pts.
1. Wilkins, Jeff	1997-2007	0	428	265	0	1,223
2. Zuerlein, Greg	**2012-present**	**0**	**244**	**193**	**0**	**823**
3. Lansford, Mike	1982-90	0	315	158	0	789
4. Waterfield, Bob	1945-52	13	315	60	0	573
5. Gossett, Bruce	1964-69	0	211	120	0	571

SEASON SCORING

	Year	TD	PAT	FG	2-Pt.	Tot. Pts.
1. Wilkins, Jeff	2003	0	46	39	0	163
2. Faulk, Marshall (RB)	2000	26	0	0	2	160
3. Zuerlein, Greg	**2017**	**0**	**44**	**38**	**0**	**158**
4 Gurley II, Todd (RB)	**2018**	**21**	**0**	**0**	**3**	**132**
5. Wilkins, Jeff	2006	0	35	32	0	131

CAREER INTERCEPTIONS

	Years	No.	Yards	Avg.	Long	TD
1. Meador, Ed	1959-70	46	547	11.9	38t	5
2. Cromwell, Nolan	1977-87	37	671	18.1	94	4
3. Irvin, LeRoy	1980-89	34	654	19.2	81t	5
4. Lyght, Todd	1991-00	31	359	11.6	57t	4
5t. Lyle, Keith	1994-00	28	336	12.0	68	0
5t. Perry, Rod	1975-82	28	386	13.8	83t	4
5t. Williams, Clarence	1965-72	28	428	15.3	65t	2
5t. Sherman, Will	1954-60	28	515	18.4	95t	3
9. Elmendorf, Dave	1971-79	27	421	15.6	57t	2
10. Thomas, Pat	1976-82	26	292	11.2	64	1

SEASON INTERCEPTIONS

	Year	No.	Yards	Avg.	Long	TD
1. Lane, Dick (Night Train)	*1952*	**14*	*298*	*21.3*	*80t*	*2*
2. Lewis, Woodley	*1950*	*12*	*275*	*22.9*	*36*	*0*
3. Sherman, Will	1955	11	101	9.2	36	0
4. Jackson, Monte	1976	10	173	17.3	46t	3
5t. McNeil, Ryan	1997	9	127	14.1	75t	1
5t. Lyle, Keith	1996	9	152	16.9	68	0
5t. *Burroughs, Don*	*1955*	*9*	*103*	*11.4*	*34*	*0*
5t. Sims, George	*1949*	*9*	*78*	*8.7*	*27*	*1*

*NFL Record

MOST CAREER PUNTS

	Years	No.	Yards	Avg.	TB	In 20	Long	Blocked
1. Hekker, Johnny	**2012-present**	**568**	**26,674**	**47.0**	**26**	**225**	**78**	**2**
2. Jones, Donnie	2007-2011	449	20,924	46.6	39	133	80	1
3. Hatcher, Dale	1985-89, 1991	432	17,302	40.1	28	121	67	2
4. Landeta, Sean	'93-96, 2003-04	380	16,747	44.2	42	90	70	0
5. Van Brocklin, Norm	1951-1957	343	14,783	43.1	–	–	71	1
6t. Studstill, Pat	1968-1971	298	11,980	40.2	25	–	60	0
6t. Villanueva, Danny	1961-1964	296	13,099	44.3	13	–	68	1

SEASON PUNTING AVERAGE

	Year	No.	Yards	Avg.	TB	In 20	Long	Blocked
1. Jones, Donnie	2008	82	4,100	50.0	7	20	68	0
2t. Hekker, Johnny	**2015**	**96**	**4,601**	**47.9**	**6**	**41**	**68**	**0**
2t. Hekker, Johnny	**2017**	**65**	**3,113**	**47.9**	**4**	**30**	**70**	**0**
4. Hekker, Johnny	**2016**	**98**	**4,680**	**47.8**	**1**	**51**	**78**	**0**
5. Jones, Donnie	2007	78	3,684	47.2	9	18	80	0
6. Jones, Donnie	2009	90	4,212	46.8	10	34	63	0
7. Hekker, Johnny	**2014**	**80**	**3,721**	**46.5**	**5**	**33**	**61**	**1**
8t. Hekker, Johnny	**2013**	**78**	**3,609**	**46.3**	**4**	**19**	**64**	**0**
8t. Hekker, Johnny	**2018**	**43**	**1,992**	**46.3**	**2**	**21**	**68**	**0**
9. Hekker, Johnny	***2012***	***82***	***3,756***	***45.8***	***4***	***22***	***68***	***0***

RAMS YEAR-BY-YEAR LEADERS

PASSING

Year	Player	Att.	Comp.	Yards	Pct.	TD	Int.	Long	Sack/Yds	Rating
1937	Snyder, Bob	66	25	378	37.9	1	14	-	-	23.0
1938	Snyder, Bob	87	36	631	41.4	0	9	-	-	27.2
1939	*Hall, Parker*	*208*	*106*	*1,227*	*51.0*	*9*	*13*	-	-	*57.5*
1940	Hall, Parker	183	77	1,108	42.1	1	16	-	-	27.8
1941	Hall, Parker	190	84	863	44.2	7	19	39	-	30.5
1942	Hall, Parker	140	62	815	44.3	7	19	59	-	40.3
1943	Suspended Play/W.W. II	-	-	-	-	-	-	-	-	-
1944	Reisz, Albie	113	49	777	43.4	8	10	70	-	53.6
1945	*Waterfield, Bob*	*171*	*88*	*1,609*	*51.4*	*14*	*16*	*84*	-	*72.5*
1946	Waterfield, Bob	256	128	1,772	50.0	17	18	57	-	65.9
1947	Waterfield, Bob	221	96	1,210	43.4	8	18	45	-	39.2
1948	Hardy, Jim	211	112	1,390	50.7	14	7	69t	-	82.1
1949	Waterfield, Bob	296	154	2,168	52.0	17	24	71t	-	61.3
1950	Van Brocklin, Norm	233	127	2,061	54.5	18	14	58	-	85.1
1951	Waterfield, Bob	176	88	1,566	50.0	13	10	91t	-	81.8
1952	Van Brocklin, Norm	205	113	1,736	55.1	14	17	84t	-	71.5
1953	Van Brocklin, Norm	286	156	2,393	54.5	19	14	70t	-	84.1
1954	Van Brocklin, Norm	260	139	2,637	53.5	13	21	80t	-	71.9
1955	Van Brocklin, Norm	272	144	1,890	52.9	8	15	74t	-	62.0
1956	Wade, Bill	178	91	1,461	51.1	10	13	76t	-	67.2
1957	Van Brocklin, Norm	265	132	2,105	49.8	20	21	81t	-	68.8
1958	Wade, Bill	341	181	2,875	53.1	18	22	93t	-	72.2
1959	Wade, Bill	261	153	2,001	58.6	12	17	72t	-	71.1
1960	Wade, Bill	182	106	1,294	58.2	12	11	63	-	77.0
1961	Bratkowski, Zeke	230	124	1,547	53.9	8	13	84t	-	63.1
1962	Bratkowski, Zeke	219	110	1,541	50.2	9	16	80t	-	56.5
1963	Gabriel, Roman	281	130	1,947	46.3	8	11	77t	44/337	62.7
1964	*Munson, Bill*	*223*	*108*	*1,533*	*48.4*	*9*	*15*	*95t*	*23/183*	*56.5*
1965	Gabriel, Roman	173	83	1,321	48.0	11	5	60t	14/97	83.0
1966	Gabriel, Roman	397	217	2,540	54.7	10	16	84t	48/319	65.9
1967	Gabriel, Roman	371	196	2,779	52.8	25	13	80t	24/201	85.7
1968	Gabriel, Roman	366	184	2,364	50.3	19	16	60t	27/296	70.0
1969	Gabriel, Roman	399	217	2,549	54.4	24	7	93t	14/182	86.8
1970	Gabriel, Roman	407	211	2,552	52.0	16	12	71	20/134	72.2
1971	Gabriel, Roman	352	180	2,238	51.1	17	10	68	25/200	75.5
1972	Gabriel, Roman	323	165	2,027	51.1	12	15	57	12/102	63.8
1973	Hadl, John	258	135	2,008	52.3	22	11	69	17/126	88.8
1974	Harris, James	198	106	1,544	53.5	11	6	50	12/101	85.3
1975	Harris, James	285	157	2,148	55.1	14	15	54	21/180	73.8
1976	Harris, James	158	91	1,460	57.6	8	6	80	14/151	89.8
1977	Haden, Pat	216	122	1,551	56.5	11	6	58	17/151	84.4
1978	Haden, Pat	444	229	2,995	51.6	13	19	68t	32/216	65.0
1979	Haden, Pat	290	163	1,854	56.2	11	14	50	21/178	68.2
1980	Ferragamo, Vince	404	240	3,199	59.4	30	19	74t	23/191	89.7
1981	Haden, Pat	267	138	1,815	51.7	9	13	64	28/227	64.4
1982	Ferragamo, Vince	209	118	1,609	56.5	9	9	85t	7/65	77.7
1983	Ferragamo, Vince	464	274	3,276	59.1	22	23	61t	21/178	75.5
1984	Kemp, Jeff	284	143	2,021	50.4	13	7	63t	24/190	78.7
1985	*Brock, Dieter*	*365*	*218*	*2,658*	*59.7*	*16*	*13*	*64t*	*51/351*	*81.8*
1986	*Everett, Jim*	*147*	*73*	*1,018*	*49.7*	*8*	*8*	*60t*	*8/50*	*67.8*
1987	Everett, Jim	302	162	2,064	53.6	10	13	81t	17/139	68.4
1988	Everett, Jim	517	308	3,964	59.6	31	18	69t	28/197	89.2
1989	Everett, Jim	518	304	4,310	58.7	29	17	78t	29/214	90.6
1990	Everett, Jim	554	307	3,989	55.4	23	17	55t	30/198	79.3
1991	Everett, Jim	490	277	3,438	56.5	11	20	78	30/200	68.9
1992	Everett, Jim	475	281	3,323	59.2	22	18	67t	26/204	80.1
1993	Everett, Jim	274	135	1,652	49.3	8	12	60t	18/125	59.7
1994	Miller, Chris	317	173	2,104	54.6	16	14	54	28/193	73.6
1995	Miller, Chris	405	232	2,623	57.3	18	15	72	31/244	76.2
1996	*Banks, Tony*	*368*	*192*	*2,544*	*52.2*	*15*	*15*	*77t*	*48/306*	*71.0*
1997	Banks, Tony	487	252	3,254	51.7	14	13	76	43/317	71.5
1998	Banks, Tony	408	241	2,535	59.1	7	14	80t	41/237	68.6
1999	Warner, Kurt	499	325	4,353	65.1	41	13	75t	29/201	109.2
2000	Green, Trent	240	145	2,063	60.4	16	5	64	24/145	101.8
2001	Warner, Kurt	546	375	4,830	68.7	36	22	65t	38/233	101.4
2002	Bulger, Marc	214	138	1,826	64.5	14	6	58	12/102	101.5
2003	Bulger, Marc	532	336	3,845	63.2	22	22	48	37/288	81.4
2004	Bulger, Marc	485	321	3,964	66.2	21	14	56	41/302	93.7
2005	Bulger, Marc	287	192	2,297	66.9	14	9	57t	26/192	94.4
2006	Bulger, Marc	588	370	4,301	63.0	24	8	67t	49/366	92.9
2007	Bulger, Marc	378	221	2,392	58.5	11	15	40	37/269	70.3

Year	Player	Att.	Comp.	Yards	Pct.	TD	Int.	Long	Sack/Yds	Rating
2008	Bulger, Marc	440	251	2,720	57.0	11	13	80t	38/263	71.4
2009	Bulger, Marc	247	140	1,469	56.7	5	6	50	14/85	70.7
2010	Bradford, Sam	590	354	3,512	60.0	18	15	49	34/244	76.5
2011	Bradford, Sam	357	191	2,614	53.5	6	6	68	36/248	70.5
2012	Bradford, Sam	328	551	3,702	59.5	21	13	80t	35/233	82.5
2013	Bradford, Sam	159	262	1,678	60.7	14	4	73	15/97	90.9
2014	Davis, Austin	180	284	2,001	63.4	12	9	59t	29/179	85.1
2015	Foles, Nick	190	337	2,052	56.4	7	10	68	14/98	69.0
2016	Keenum, Case	322	196	2,201	60.9	9	11	65t	23/140	76.4
2017	**Goff, Jared**	**477**	**296**	**3,804**	**62.1**	**28**	**7**	**94t**	**25/172**	**100.5**
2018	**Goff, Jared**	**561**	**364**	**4,688**	**64.9**	**32**	**12**	**70t**	**33/223**	**101.1**

RUSHING

Year	Player	Att.	Yards	Avg.	Long	TD
1937	Drake, Johnny (Zero)	98	333	3.4	-	3
1938	Davis, Corbett	71	202	2.8	-	3
1939	Hall, Parker	120	458	3.8	-	2
1940	Drake, Johnny (Zero)	130	480	3.6	-	9
1941	Drake, Johnny (Zero)	101	246	2.4	15	2
1942	Magnani, Dante	59	344	5.8	71	2
1943	Suspended Play/W.W. II	-	-	-	-	-
1944	West, Pat	66	220	3.3	31	0
1945	Gehrke, Fred	74	467	6.3	72	7
1946	Gehrke, Fred	71	371	5.2	53	3
1947	Washington, Kenny	60	444	7.4	92t	5
1948	Hoerner, Dick	76	354	4.7	23	4
1949	Hoerner, Dick	155	582	3.7	37	6
1950	*Davis, Glenn*	*88*	*416*	*4.7*	*55*	*3*
1951	Towler, Dan	126	854	6.8	79t	6
1952	Towler, Dan	156	894	5.7	44t	10
1953	Towler, Dan	152	879	5.8	73t	7
1954	Younger, Paul (Tank)	91	610	6.7	75t	8
1955	*Waller, Ron*	*151*	*716*	*4.7*	*55t*	*7*
1956	Waller, Ron	83	543	6.5	46	1
1957	Wilson, Tom	127	616	4.9	46	3
1958	Arnett, Jon	133	683	5.1	57	6
1959	Matson, Ollie	161	863	5.4	50	6
1960	Arnett, Jon	104	436	4.2	31	2
1961	Arnett, Jon	158	609	3.9	26	4
1962	Bass, Dick	196	1,033	5.3	57	6
1963	Bass, Dick	143	577	3.6	51	5
1964	Wilson, Ben	159	553	3.5	27	5
1965	Bass, Dick	121	549	4.5	44t	2
1966	Bass, Dick	248	1,090	4.4	50	8
1967	Josephson, Les	178	800	4.5	27	4
1968	Ellison, Willie	151	616	4.1	52t	5
1969	Smith, Larry	166	599	3.6	46	1
1970	Josephson, Les	150	640	4.3	23	5
1971	Ellison, Willie	211	1,000	4.7	80t	4
1972	Ellison, Willie	170	764	4.5	37	5
1973	McCutcheon, Lawrence	210	1,097	5.2	37	2
1974	McCutcheon, Lawrence	236	1,109	4.7	23	3
1975	McCutcheon, Lawrence	213	911	4.3	43	2
1976	McCutcheon, Lawrence	291	1,168	4.0	40	9
1977	McCutcheon, Lawrence	294	1,238	4.2	48	7
1978	Bryant, Cullen	178	658	3.7	26	7
1979	Tyler, Wendell	218	1,109	5.1	63t	91
1980	Bryant, Cullen	183	807	4.4	20	3
1981	Tyler, Wendell	260	1,074	4.1	69t	12
1982	Tyler, Wendell	137	564	4.1	54	9
1983	*Dickerson, Eric*	*390*	*1,808*	*4.6*	*85t*	*18*
1984	Dickerson, Eric	379	2,105	5.6	66	14
1985	Dickerson, Eric	292	1,234	4.2	43	12
1986	Dickerson, Eric	404	1,821	4.5	42t	11
1987	White, Charles	324	1,374	4.2	58	11
1988	Bell, Greg	288	1,212	4.2	44	16
1989	Bell, Greg	272	1,137	4.2	47	15
1990	Gary, Cleveland	204	808	4.0	48	14
1991	Delpino, Robert	214	688	3.2	36	9
1992	Gary, Cleveland	279	1,125	4.0	63	7
1993	*Bettis, Jerome*	*294*	*1,429*	*4.9*	*71t*	*7*
1994	Bettis, Jerome	319	1,025	3.2	19	3
1995	Bettis, Jerome	183	637	3.5	41	3
1996	*Phillips, Lawrence*	*193*	*632*	*3.3*	*38*	*4*
1997	Phillips, Lawrence	183	633	3.5	28	8
1998	Henley, June	88	313	3.6	22	3
1999	Faulk, Marshall	253	1,381	5.5	58	7
2000	Faulk, Marshall	253	1,359	5.4	36	18
2001	Faulk, Marshall	260	1,382	5.3	71t	12
2002	Faulk, Marshall	212	953	4.5	44	8

Year	Player	Att.	Yards	Avg.	Long	TD
2003	Faulk, Marshall	209	818	3.9	52	10
2004	Faulk, Marshall	195	774	4.0	40	3
2005	Jackson, Steven	254	1,046	4.1	51	8
2006	Jackson, Steven	346	1,528	4.4	59t	13
2007	Jackson, Steven	237	1,002	4.2	54	5
2008	Jackson, Steven	253	1,042	4.1	56t	7
2009	Jackson, Steven	324	1,416	4.4	58	4
2010	Jackson, Steven	330	1,241	3.8	42t	6
2011	Jackson, Steven	260	1,145	4.4	47t	5
2012	Jackson, Steven	257	1,042	4.1	46	4
2013	*Stacy, Zac*	*250*	*973*	*3.9*	*40t*	*7*
2014	*Mason, Tre*	*179*	*765*	*4.3*	*89t*	*4*
2015	***Gurley II, Todd***	***229***	***1,106***	***4.8***	***71t***	***10***
2016	**Gurley II, Todd**	**278**	**885**	**3.2**	**24t**	**6**
2017	**Gurley II, Todd**	**279**	**1,305**	**4.7**	**57t**	**13**
2018	**Gurley II, Todd**	**256**	**1,251**	**4.9**	**36**	**17**

RECEIVING

Year	Player	No.	Yards	Avg.	Long	TD
1937	Busich, Sam	13	136	10.5	-	0
1938	Benton, Jim	21	418	19.9	-	5
1939	Spadacinni, Vic	32	292	9.1	-	1
1940	Benton, Jim	22	351	16.0	-	3
1941	Hickey, Howard (Red)	21	294	14.0	39	4
1942	Magnani, Dante	24	276	11.5	67	4
1943	Suspended Play/W.W. II	-	-	-	-	-
1944	Benton, Jim	39	505	12.9	36	6
1945	Benton, Jim	45	1,067	23.7	84	8
1946	Benton, Jim	63	993	15.8	57	6
1947	Benton, Jim	35	511	14.6	43	6
1948	Fears, Tom	51	698	13.7	80	4
1949	Fears, Tom	77	1,013	13.2	51t	9
1950	Fears, Tom	84	1,116	13.3	53	7
1951	Hirsch, Elroy	66	1,495	22.7	91	17
1952	Fears, Tom	48	600	12.5	36	6
1953	Hirsch, Elroy	61	941	15.4	70	4
1954	Boyd, Bob	53	1,212	22.9	80	6
1955	Fears, Tom	44	569	12.9	31	2
1956	Clarke, Leon	36	650	18.1	60	4
1957	Hirsch, Elroy	32	477	14.9	45	6
1958	Shofner, Del	51	1,097	21.5	92	8
1959	Shofner, Del	47	936	19.9	72	7
1960	Phillips, Jim	52	883	17.0	61t	8
1961	Phillips, Jim	78	1,092	14.0	69t	5
1962	Phillips, Jim	60	875	14.6	65t	5
1963	Phillips, Jim	54	793	14.7	52	1
1964	McKeever, Marlin (TE)	41	582	14.2	46	1
1965	McDonald, Tom	67	1,036	15.5	51	9
1966	Moore, Tom (RB)	60	433	7.2	30t	3
1967	Casey, Bernie	53	871	16.4	57t	8
1968	Truax, Billy (TE)	35	417	11.9	22	3
1969	Snow, Jack	49	734	15.0	74t	6
1970	Snow, Jack	51	859	16.8	71	7
1971	Rentzel, Lance	38	534	14.1	41	5
1972	Snow, Jack	30	590	19.7	57	4
1973	Jackson, Harold	40	874	21.9	69	13
1974	McCutcheon, Lawrence (RB)	39	408	10.5	50	2
1975	Jackson, Harold	43	786	18.3	54	7
1976	Jackson, Harold	39	751	19.3	65	5
1977	Jackson, Harold	48	666	13.9	58	6
1978	Miller, Willie	50	767	15.3	52	5
1979	Dennard, Preston	43	766	17.8	50	4
1980	Bryant, Cullen (RB)	53	386	7.3	25	3
1981	Dennard, Preston	49	821	16.8	64	4
1982	Tyler, Wendell (RB)	38	375	9.9	40	4
1983	Barber, Mike (TE)	55	657	11.9	42t	3
1984	Ellard, Henry	34	622	18.3	63t	6
1985	Ellard, Henry	54	811	15.0	64t	5
1986	Ellard, Henry	34	447	13.1	34	4
1987	Ellard, Henry	51	799	15.7	81t	3
1988	Ellard, Henry	86	1,414	16.4	68	10
1989	Ellard, Henry	70	1,382	19.7	53	8
1990	Ellard, Henry	76	1,294	17.0	50t	4
1991	Ellard, Henry	64	1,052	16.4	38	3
1992	Gary, Cleveland (RB)	52	293	5.6	22	3
1993	Ellard, Henry	61	945	15.5	54	2
1994	Bailey, Johnny (RB)	58	516	8.9	28	7
1995	Bruce, Isaac	119	1,781	15.0	72	13
1996	Bruce, Isaac	84	1,338	15.9	70	7
1997	Lee, Amp (RB)	61	825	13.5	62	3

Year	Player	No.	Yards	Avg.	Long	TD
1998	Lee, Amp (RB)	64	667	10.4	44	2
1999	Faulk, Marshall (RB)	87	1,048	12.0	57t	5
2000	Bruce, Isaac	87	1,471	16.9	78t	9
2001	Faulk, Marshall (RB)	83	765	9.2	65t	9
2002	Holt, Torry	91	1,302	14.3	58	4
2003	Holt, Torry	117	1,696	14.5	48	12
2004	Holt, Torry	94	1,372	14.6	75t	10
2005	Holt, Torry	102	1,331	13.0	44	9
2006	Holt, Torry	93	1,188	12.8	67t	10
2007	Holt, Torry	93	1,189	12.8	40	7
2008	Holt, Torry	64	796	12.4	45t	3
2009	Avery, Donnie	47	589	12.5	50	5
2010	Amendola, Danny	85	689	8.1	36	3
2011	Lloyd, Brandon	51	683	13.4	37	5
2012	*Givens, Chris*	*42*	*698*	*16.6*	*65*	*3*
2013	Cook, Jared (TE)	51	671	13.2	47	5
2014	Cook, Jared (TE)	52	634	12.2	59t	3
2015	Austin, Tavon	52	473	9.1	66t	5
2016	Britt, Kenny	68	1,002	14.7	66	5
2017	***Kupp, Cooper***	***62***	***869***	***14.0***	***64***	***5***
2018	**Woods, Robert**	**86**	**1,219**	**14.2**	**39t**	**6**

PUNTING

Year	Player	No.	Yards	Avg.	TB	In 20	Long	Blocks
1939	Hall, Parker	58	-	41.0	-	-	80	-
1940	Hall, Parker	57	-	43.0	-	-	75	-
1941	Hall, Parker	49	-	40.1	-	-	67	-
1942	Jacobs, Jack	33	-	42.3	-	-	66	-
1943	Suspended Play/W.W. II	-	-	-	-	-	-	-
1944	Reisz, Albie	25	-	40.1	-	-	66	0
1945	Waterfield, Bob	39	-	40.7	-	-	68	0
1946	Waterfield, Bob	39	1,743	44.6	-	-	65	0
1947	Waterfield, Bob	59	2,500	42.4	-	-	86	1
1948	Waterfield, Bob	43	1,833	42.6	-	-	88	0
1949	Waterfield, Bob	49	2,177	44.4	-	-	61	1
1950	Waterfield, Bob	52	2,087	40.1	-	-	61	2
1951	Van Brocklin, Norm	48	1,992	41.5	-	-	62	1
1952	Van Brocklin, Norm	29	1,250	43.1	-	-	66	0
1953	Van Brocklin, Norm	60	2,529	42.2	-	-	57	0
1954	Van Brocklin, Norm	44	1,874	42.6	-	-	61	0
1955	Van Brocklin, Norm	60	2,676	44.6	-	-	61	0
1956	Van Brocklin, Norm	48	2,070	43.1	-	-	72	0
1957	Van Brocklin, Norm	54	2,392	44.3	-	-	71	0
1958	Shofner, Del	49	2,018	41.2	-	-	62	0
1959	Shofner, Del	48	2,004	41.8	-	-	66	1
1960	Shofner, Del	54	2,301	42.6	-	-	63	1
1961	Villanueva, Danny	46	1,845	40.1	1	-	53	0
1962	Villanueva, Danny	87	3,960	45.5	7	-	65	1
1963	Villanueva, Danny	81	3,678	45.4	0	-	68	0
1964	Villanueva, Danny	82	3,616	44.1	5	-	58	0
1965	Lothridge, Billy	42	1,619	38.5	3	-	55	1
1966	Kilgore, Jon	71	3,037	42.8	4	-	58	0
1967	Kilgore, Jon	68	2,872	42.2	6	-	68	2
1968	Studstill, Pat	81	3,207	39.6	4	-	58	0
1969	Studstill, Pat	80	3,259	40.7	9	-	60	0
1970	Studstill, Pat	67	2,618	39.1	6	-	53	0
1971	Studstill, Pat	70	2,896	41.4	6	-	60	0
1972	Chapple, Dave	53	2,344	44.2	3	-	70	0
1973	Chapple, Dave	51	2,079	40.8	6	-	65	1
1974	Burke, Mike	46	1,701	37.0	4	-	51	0
1975	Carrell, Duane	73	2,874	39.4	9	-	57	0
1976	Jackson, Rusty	77	3,006	39.0	6	16	61	0
1977	*Walker, Glen*	*73*	*2,568*	*35.2*	*8*	*11*	*56*	*0*
1978	Walker, Glen	83	3,069	37.0	5	26	61	2
1979	Clark, Ken	93	3,731	40.1	7	17	60	2
1980	Corral, Frank	76	3,004	39.5	5	15	65	1
1981	Corral, Frank	89	3,735	42.0	3	19	67	0
1982	Misko, John	45	1,961	43.6	2	10	59	1
1983	Misko, John	82	3,301	40.3	12	18	67	0
1984	Misko, John	74	2,866	38.7	9	21	58	0
1985	*Hatcher, Dale*	*87*	*3,761*	*43.2*	*6*	*32*	*67*	*1*
1986	Hatcher, Dale	97	3,740	38.6	5	26	57	0
1987	Hatcher, Dale	76	3,140	41.3	4	19	62	0
1988	Hatcher, Dale	36	1,424	39.6	1	13	54	0
1989	Hatcher, Dale	73	2,834	38.8	7	15	54	1
1990	*English, Keith*	*68*	*2,663*	*39.2*	*2*	*8*	*58*	*1*
1991	Hatcher, Dale	63	2,403	38.1	5	16	52	0
1992	Bracken, Don	76	3,122	41.1	4	20	59	0

Year	Player	No.	Yards	Avg.	TB	In 20	Long	Blocks
1993	Landeta, Sean	42	1,825	43.5	7	7	66	0
1994	Landeta, Sean	78	3,494	44.8	9	23	62	0
1995	Landeta, Sean	83	3,679	44.3	12	23	63	0
1996	Landeta, Sean	78	3,491	44.8	9	23	70	0
1997	Horan, Mike	53	2,272	42.9	4	10	60	0
1998	Tuten, Rick	95	4,202	44.2	10	16	64	0
1999	Tuten, Rick	32	1,359	42.5	7	9	70	0
2000	*Baker, John*	*43*	*1,736*	*40.4*	*5*	*13*	*59*	*1*
2001	Baker, John	43	1,809	42.1	7	9	58	0
2002	Berger, Mitch	72	3,020	41.9	10	26	64	0
2003	Landeta, Sean	59	2,525	42.8	5	14	57	0
2004	Landeta, Sean	40	1,733	43.3	3	9	63	0
2005	Barker, Bryan	50	2,137	42.7	4	13	63	0
2006	Turk, Matt	69	3,132	45.4	7	26	74	1
2007	Jones, Donnie	78	3,684	47.2	9	18	80	0
2008	Jones, Donnie	82	4,100	50.0	7	20	68	0
2009	Jones, Donnie	90	4,212	46.8	10	34	63	0
2010	Jones, Donnie	94	4,276	45.5	4	20	63	0
2011	Jones, Donnie	105	4,652	44.3	9	29	65	1
2012	***Hekker, Johnny***	***82***	***3,756***	***45.8***	***4***	***22***	***68***	***0***
2013	**Hekker, Johnny**	**78**	**3,609**	**46.3**	**4**	**19**	**64**	**0**
2014	**Hekker, Johnny**	**80**	**3,721**	**46.5**	**5**	**33**	**61**	**1**
2015	**Hekker, Johnny**	**96**	**4,601**	**47.8**	**5**	**41**	**68**	**0**
2016	**Hekker, Johnny**	**98**	**4,680**	**47.6**	**1**	**51**	**78**	**0**
2017	**Hekker, Johnny**	**65**	**3,113**	**47.9**	**4**	**30**	**70**	**0**
2018	**Hekker, Johnny**	**43**	**1,992**	**46.3**	**2**	**21**	**68**	**0**

FIELD GOALS

Year	Player	Att.	Made	Pct.	Long
1937	Snyder, Bob	1	1	1.000	30
1938	Peterson, Nelson	2	2	1.000	18
1939	Davis, Corby	2	1	.500	27
1940	Adams, Chet	5	1	.200	29
1941	Adams, Chet	2	1	.500	40
1942	Adams, Chet	6	3	.500	46
1943	Suspended Play/W.W. II	-	-	-	-
1944	Zontini, Louis	6	3	.500	39
1945	Waterfield, Bob	3	1	.333	28
1946	Waterfield, Bob	11	6	.545	37
1947	Waterfield, Bob	16	7	.437	45
1948	Waterfield, Bob	11	6	.545	47
1949	Waterfield, Bob	17	9	.529	42
1950	Waterfield, Bob	14	7	.500	46
1951	Waterfield, Bob	23	13	.565	47
1952	Waterfield, Bob	19	11	.579	45
1953	Agajanian, Ben	23	10	.434	47
1954	Agajanian, Ben	25	13	.520	41
1955	Richter, Les	15	10	.667	41
1956	Richter, Les	15	8	.533	32
1957	*Cothren, Paige*	*19*	*11*	*.579*	*44*
1958	Cothren, Paige	25	14	.560	43
1959	Michaels, Lou	17	8	.470	40
1960	*Villanueva, Danny*	*19*	*12*	*.631*	*36*
1961	Villanueva, Danny	27	13	.481	38
1962	Villanueva, Danny	20	10	.500	51
1963	Villanueva, Danny	17	9	.529	47
1964	*Gossett, Bruce*	*24*	*18*	*.750*	*44*
1965	Gossett, Bruce	26	15	.577	49
1966	Gossett, Bruce	49	28	.571	48
1967	Gossett, Bruce	43	20	.465	47
1968	Gossett, Bruce	31	17	.548	37
1969	Gossett, Bruce	34	22	.647	44
1970	Ray, David	29	45	.644	46
1971	Ray, David	29	18	.620	49
1972	Ray, David	41	24	.585	45
1973	Ray, David	47	30	.638	49
1974	Ray, David	31	25	.806	48
1975	Dempsey, Tom	26	21	.808	51
1976	Dempsey, Tom	26	17	.654	49
1977	*Septien, Rafael*	*30*	*18*	*.600*	*45*
1978	*Corral, Frank*	*43*	*29*	*.674*	*48*
1979	Corral, Frank	25	13	.520	49
1980	Corral, Frank	30	16	.533	47
1981	Corral, Frank	26	17	.654	44
1982	Lansford, Mike	15	9	.600	39
1983	*Nelson, Chuck*	*11*	*5*	*.455*	*41*
1984	Lansford, Mike	33	25	.758	50
1985	Lansford, Mike	29	22	.759	52

Year	Player	Att.	Made	Pct.	Long
1986	Lansford, Mike	24	17	.708	50
1987	Lansford, Mike	21	17	.810	48
1988	Lansford, Mike	32	24	.750	49
1989	Lansford, Mike	30	23	.767	48
1990	Lansford, Mike	24	15	.625	46
1991	Zendejas, Tony	17	17	1.000	50
1992	Zendejas, Tony	20	15	.750	49
1993	Zendejas, Tony	23	16	.696	54
1994	Zendejas, Tony	23	18	.783	47
1995	Biasucci, Dean	12	9	.750	51
1996	Lohmiller, Chip	25	21	.840	50
1997	Wilkins, Jeff	37	25	.675	52
1998	Wilkins, Jeff	26	20	.769	57
1999	Wilkins, Jeff	28	20	.714	51
2000	Wilkins, Jeff	17	17	1.000	51
2001	Wilkins, Jeff	29	23	.793	54
2002	Wilkins, Jeff	25	19	.760	47
2003	Wilkins, Jeff	42	39	.929	53
2004	Wilkins, Jeff	24	19	.792	53
2005	Wilkins, Jeff	31	27	.871	53
2006	Wilkins, Jeff	37	32	.864	53
2007	Wilkins, Jeff	32	24	.750	53
2008	Brown, Josh	36	31	.861	54
2009	Brown, Josh	24	19	.792	54
2010	Brown, Josh	39	33	.846	53
2011	Brown, Josh	28	21	.750	49
2012	***Zuerlein, Greg***	***31***	***23***	***.741***	***60***
2013	**Zuerlein, Greg**	**28**	**26**	**.929**	**50**
2014	**Zuerlein, Greg**	**30**	**24**	**.800**	**56**
2015	**Zuerlein, Greg**	**30**	**20**	**.667**	**61**
2016	**Zuerlein, Greg**	**22**	**19**	**.864**	**54**
2017	**Zuerlein, Greg**	**40**	**38**	**.950**	**56**
2018	**Zuerlein, Greg**	**31**	**27**	**.871**	**51**

SCORING

Year	Player	Rushing TDs	Receiving TDs	Return TDs	PAT	FG	Points
1937	Drake, Johnny (Zero)	3	2	0	0-0	0-0	30
1938	Benton, Jim	1	5	0	0-0	0-0	36
1939	Drake, Johnny (Zero)	9	0	0	0-0	0-0	54
1940	Drake, Johnny (Zero)	9	0	0	2-2	0-0	56
1941	Hickey, Howard (Red)	0	4	0	0-0	0-0	24
1942	Magnani, Dante	2	3	0	0-0	0-0	30
1943	Suspended Play/W.W. II	-	-	-	-	-	-
1944	Zontini, Lou	3	1	0	14-16	3-6	47
1945	Waterfield, Bob	5	0	0	31-34	1-3	64
1946	Waterfield, Bob	1	0	0	37-37	6-11	61
1947	Waterfield, Bob	1	0	0	27-30	7-16	54
1948	Waterfield, Bob	0	0	0	38-44	6-11	56
1949	Waterfield, Bob	1	0	0	43-46	9-17	77
1950	Waterfield, Bob	1	0	0	54-58	7-14	91
1951	Hirsch, Elroy (WR-RB)	0	17	0	0-0	0-0	102
1952	Waterfield, Bob	1	0	0	44-45	11-19	83
1953	Agajanian, Ben	0	0	0	36-37	10-23	66
1954	Towler, Dan (RB)	11	0	0	0-0	0-0	66
1955	Richter, Les	0	0	0	30-31	13-22	69
1956	Richter, Les	0	0	0	36-38	8-15	60
1957	*Cothren, Paige*	*0*	*0*	*0*	*38-39*	*11-19*	*71*
1958	Cothren, Paige	0	0	0	42-43	14-25	84
1959	Shofner, Del (WR)	0	7	0	0-0	0-0	42
1960	Villanueva, Danny	0	0	0	28-28	12-19	64
1961	Villanueva, Danny	0	0	0	32-32	13-27	71
1962	Villanueva, Danny	0	0	0	26-27	10-20	56
1963	Villanueva, Danny	0	0	0	25-26	9-17	52
1964	*Gossett, Bruce*	*0*	*0*	*0*	*31-32*	*18-24*	*85*
1965	Gossett, Bruce	0	0	0	30-32	15-26	75
1966	Gossett, Bruce	0	0	0	29-29	28-49	113
1967	Gossett, Bruce	0	0	0	48-48	20-43	108
1968	Gossett, Bruce	0	0	0	37-37	17-31	88
1969	Gossett, Bruce	0	0	0	36-36	22-34	102
1970	Ray, David	0	0	0	34-34	29-45	121
1971	Ray, David	0	0	0	37-37	18-29	91
1972	Ray, David	0	0	0	31-31	24-41	103
1973	Ray, David	0	0	0	40-42	30-47	130
1974	Ray, David	0	0	0	25-31	9-16	52
1975	Dempsey, Tom	0	0	0	31-36	21-26	94
1976	Dempsey, Tom	0	0	0	36-44	17-26	87
1977	*Septien, Rafael*	*0*	*0*	*0*	*32-35*	*18-30*	*86*
1978	*Corral, Frank*	*0*	*0*	*0*	*31-33*	*29-43*	*118*
1979	Corral, Frank	0	0	0	36-39	13-25	75

Year	Player	Rushing TDs	Receiving TDs	Return TDs	PAT	FG	Points
1980	Corral, Frank	0	0	0	51-52	16-30	99
1981	Tyler, Wendell (RB)	12	5	0	0-0	0-0	102
1982	Tyler, Wendell (RB)	9	4	0	0-0	0-0	78
1983	*Dickerson, Eric (RB)*	*18*	*2*	*0*	*0-0*	*0-0*	*120*
1984	Lansford, Mike	0	0	0	37-38	25-33	112
1985	Lansford, Mike	0	0	0	38-39	22-29	104
1986	Lansford, Mike	0	0	0	34-35	17-24	85
1987	Lansford, Mike	0	0	0	36-38	17-21	87
1988	Lansford, Mike	0	0	0	45-48	24-32	117
1989	Lansford, Mike	0	0	0	51-51	23-30	120
1990	Gary, Cleveland (RB)	14	1	0	0-0	0-0	90
1991	Zendejas, Tony	0	0	0	25-26	17-17	76
1992	Zendejas, Tony	0	0	0	38-38	15-20	83
1993	Zendejas, Tony	0	0	0	23-25	16-23	71
1994	Zendejas, Tony	0	0	0	28-28	18-23	82
1995	Bruce, Isaac (WR)	0	13	0	1*	0-0	80
1996	Lohmiller, Chip	0	0	0	28-29	21-25	91
1997	Wilkins, Jeff	0	0	0	32-32	25-37	107
1998	Wilkins, Jeff	0	0	0	25-26	20-26	85
1999	Wilkins, Jeff	0	0	0	64-64	20-28	124
2000	Faulk, Marshall (RB)	26	0	0	2*	0-0	160
2001	Faulk, Marshall (RB)	21	0	0	1*	0-0	128
2002	Wilkins, Jeff	0	0	0	37-37	19-25	94
2003	Wilkins, Jeff	0	0	0	46-46	39-42	163
2004	Wilkins, Jeff	0	0	0	32-32	19-24	89
2005	Wilkins, Jeff	0	0	0	36-36	27-31	117
2006	Wilkins, Jeff	0	0	0	36-36	32-37	131
2007	Wilkins, Jeff	0	0	0	25-25	24-32	97
2008	Brown, Josh	0	0	0	19-19	31-36	112
2009	Brown, Josh	0	0	0	16-16	19-24	73
2010	Brown, Josh	0	0	0	26-27	33-39	125
2011	Brown, Josh	0	0	0	18-18	21-28	81
2012	***Zuerlein, Greg***	***0***	***0***	***0***	***26-26***	***23-31***	***95***
2013	**Zuerlein, Greg**	**0**	**0**	**0**	**34-34**	**26-28**	**112**
2014	**Zuerlein, Greg**	**0**	**0**	**0**	**34-35**	**24-30**	**106**
2015	**Zuerlein, Greg**	**0**	**0**	**0**	**26-28**	**20-30**	**86**
2016	**Zuerlein, Greg**	**0**	**0**	**0**	**23-23**	**19-22**	**80**
2017	**Zuerlein, Greg**	**0**	**0**	**0**	**44-46**	**38-40**	**158**
2018	**Gurley II, Todd**	**17**	**4**	**0**	**0-0**	**0-0**	**132**

*2-point Conversion

KICKOFF RETURNS

Year	Player	No.	Yards	Avg.	Long	TD
1942	Magnani, Dante	11	250	22.7	37	0
1943	Suspended Play/W.W. II	-	-	-	-	-
1944	Reisz, Al	12	285	23.7	44	0
1945	Gehrke, Fred	9	173	19.2	30	0
1946	Gehrke, Fred	8	186	23.2	28	0
1947	Harmon, Tom	9	208	23.1	34	0
1948	Gehrke, Fred	17	464	27.3	92t	1
1949	*Kalmanir, Tom*	*18*	*403*	*22.4*	*57*	*0*
1950	Smith, Verda (Vitamin T.)	22	742	33.7	97t	3
1951	Davis, Glenn	9	179	19.9	33	0
1952	*Quinlan, Skeet*	*17*	*440*	*25.9*	*56*	*0*
1953	Lewis, Woodley	32	830	25.9	69	0
1954	Lewis, Woodley	34	836	24.6	88t	1
1955	*Waller, Ron*	*17*	*461*	*27.1*	*39*	*0*
1956	*Wilson, Tom*	*15*	*477*	*31.8*	*103t*	*1*
1957	Arnett, Jon	18	504	28.0	98t	1
1958	Arnett, Jon	16	331	20.7	32	0
1959	Matson, Ollie	16	367	22.9	48	0
1960	Arnett, Jon	17	416	24.5	43	0
1961	Bass, Dick	23	698	30.3	64	0
1962	Atkins, Pervis	28	676	24.1	41	0
1963	Shannon, Carver	28	823	29.4	99t	1
1964	Shannon, Carver	18	442	24.6	40	0
1965	Smith, Bob	17	451	26.9	56	0
1966	Williams, Clarence	15	420	28.0	81	0
1967	*Ellison, Willie*	*13*	*340*	*26.2*	*58*	*0*
1968	Smith, Ron	26	718	27.6	94t	1
1969	Smith, Ron	27	585	21.6	37	0
1970	Haymond, Alvin	35	1,022	29.2	98t	1
1971	Williams, Travis	25	743	29.7	105t	1
1972	Ellison, Willie	14	345	24.6	32	0
1973	Bryant, Cullen	13	369	28.4	93	1
1974	Bryant, Cullen	23	617	26.8	84	1
1975	McGee, Willie	17	404	23.8	46	0

Year	Player	No.	Yards	Avg.	Long	TD
1976	Bryant, Cullen	16	459	28.7	90	1
1977	*Tyler, Wendell*	*24*	*523*	*21.8*	*27*	*0*
1978	Latin, Jerry	22	467	21.2	41	0
1979	*Hill, Drew*	*40*	*803*	*20.1*	*39*	*0*
1980	Hill, Drew	43	880	20.5	98t	1
1981	Hill, Drew	60	1,170	19.5	50	0
1982	*Redden, Barry*	*22*	*502*	*22.8*	*85*	*0*
1983	Redden, Barry	18	358	18.8	43	0
1984	Redden, Barry	23	530	23.0	40	0
1985	Brown, Ron	28	918	32.8	98t	3
1986	Brown, Ron	36	794	22.1	55	0
1987	Brown, Ron	27	581	21.5	95t	1
1988	Brown, Ron	19	401	21.1	73	0
1989	Brown, Ron	47	968	20.6	74	0
1990	Green, Gaston	25	560	22.4	99t	1
1991	Turner, Vernon	24	457	19.0	36	0
1992	Turner, Vernon	29	569	19.6	35	0
1993	*Boykin, Deral*	*13*	*216*	*16.6*	*35*	*0*
1994	Lang, David	27	626	23.2	57	0
1995	Thomas, J.T.	32	752	23.5	46	0
1996	Thomas, J.T.	30	643	21.4	43	0
1997	*Thompson, David*	*49*	*1,110*	*22.7*	*56*	*0*
1998	Horne, Tony	56	1,306	23.3	102t	1
1999	Horne, Tony	30	892	29.7	101t	2
2000	Horne, Tony	57	1,379	24.2	103t	1
2001	Canidate, Trung	36	748	20.8	40	0
2002	Wilkins, Terrence	47	1,074	22.9	42	0
2003	*Harris, Arlen*	*51*	*1,175*	*23.0*	*42*	*0*
2004	Harris, Arlen	47	951	20.2	29	0
2005	Johnson, Chris	38	857	22.6	99t	1
2006	Ponder, Willie	26	605	23.3	40	0
2007	Hall, Dante	29	729	25.1	84	0
2008	Hall, Dante	37	763	20.6	41	0
2009	Amendola, Danny	66	1,618	24.5	58	0
2010	Amendola, Danny	50	1,142	22.8	84	0
2011	Porter, Quinn	25	554	22.2	32	0
2012	*Givens, Chris*	*23*	*539*	*23.4*	*48*	*0*
2013	*Austin, Tavon*	*18*	*398*	*22.1*	*32*	*0*
2014	Cunningham, Benny	35	963	27.5	75	0
2015	Cunningham, Benny	25	714	28.6	102	0
2016	Cunningham, Benny	22	599	27.2	61	0
2017	Cooper, Pharoh	34	932	27.4	103t	1
2018	Countess, Blake	17	419	24.6	40	0

PUNT RETURNS

Year	Player	No.	FC	Yards	Avg.	Long	TD
1941	Hall, Parker	13	-	125	9.6	25	0
1942	Hall, Parker	12	-	148	12.3	32	0
1943	Suspended Play/W.W. II	-	-	-	-	-	-
1944	Kabealo, Mike	7	-	64	9.1	16	0
1945	Gehrke, Fred	8	-	120	15.0	49	0
1946	Gehrke, Fred	8	-	59	7.3	20	0
1947	Harmon, Tom	27	-	392	14.5	88t	1
1948	Horvath, Les	13	-	203	15.6	27	0
1949	*Smith, Verda (Vitamin T.)*	*27*	-	*427*	*15.8*	*85t*	*1*
1950	Smith, Verda (Vitamin T.)	22	-	218	9.9	30	0
1951	Smith, Verda (Vitamin T.)	12	-	139	11.6	37	0
1952	Lewis, Woodley	19	-	351	18.5	83t	2
1953	Lewis, Woodley	35	-	267	7.6	78	1
1954	Lewis, Woodley	22	-	82	3.7	16	0
1955	*Waller, Ron*	*14*	-	*60*	*4.3*	*21*	*0*
1956	Sherman, Will	12	-	100	8.3	76	1
1957	*Arnett, Jon*	*14*	-	*85*	*6.1*	*22*	*0*
1958	Arnett, Jon	18	-	223	12.4	58	0
1959	Arnett, Jon	17	-	184	10.8	71t	1
1960	Bass, Dick	11	-	62	5.6	22	0
1961	Arnett, Jon	10	-	75	7.5	17	0
1962	Atkins, Pervis	11	5	94	8.5	45	0
1963	Shannon, Carver	15	11	132	8.8	29	0
1964	Shannon, Carver	15	6	81	5.4	22	0
1965	Stiger, Jim	13	2	106	8.2	22	0
1966	Stiger, Jim	33	7	259	7.8	49	0
1967	Cross, Irv	17	6	136	8.0	39	0
1968	Meador, Ed	17	15	136	8.0	40	0
1969	Haymond, Alvin	33	8	435	13.2	52	0

Year	Player	No.	FC	Yards	Avg.	Long	TD
1970	Haymond, Alvin	53	15	376	7.1	30	0
1971	Haymond, Alvin	24	11	123	5.1	28	0
1972	*Bertelsen, Jim*	*16*	*3*	*232*	*14.5*	*60*	*0*
1973	Bertelsen, Jim	26	10	259	10.0	34	0
1974	Bertelsen, Jim	11	4	132	12.0	19	0
1975	Bertelsen, Jim	11	1	143	13.0	38	0
1976	Bryant, Cullen	29	2	321	11.1	25	0
1977	Bryant, Cullen	20	1	141	7.1	26	0
1978	Wallace, Jackie	52	5	618	11.9	58	0
1979	Brown, Eddie	56	19	332	5.9	30	0
1980	*Irvin, LeRoy*	*42*	*7*	*296*	*7.0*	*26*	*0*
1981	Irvin, LeRoy	46	6	615	13.4	84t	3
1982	Irvin, LeRoy	22	1	243	11.0	63t	1
1983	*Ellard, Henry*	*16*	*4*	*217*	*13.6*	*72t*	*1*
1984	Ellard, Henry	30	3	403	13.4	83t	2
1985	Ellard, Henry	37	9	501	13.5	80t	1
1986	Ellard, Henry	14	11	127	9.1	20	0
1987	Ellard, Henry	15	6	107	7.1	29	0
1988	Hicks, Clifford	25	0	144	5.8	13	0
1989	*Henley, Darryl*	*29*	*19*	*273*	*9.4*	*25*	*0*
1990	Henley, Darryl	19	4	195	10.3	26	0
1991	Turner, Vernon	23	4	201	8.7	29	0
1992	Turner, Vernon	28	6	207	7.4	23	0
1992	Turner, Vernon	28	6	207	7.4	23	0
1993	*Buchanan, Richard*	*8*	*1*	*41*	*5.1*	*12*	*0*
1994	Bailey, Johnny	19	4	153	8.1	24	0
1995	Kinchen, Todd	53	7	416	7.8	27	0
1996	*Kennison, Eddie*	*29*	*16*	*643*	*14.6*	*78t*	*2*
1997	Kennison, Eddie	34	20	247	7.3	43	0
1998	Kennison, Eddie	40	25	415	10.4	71t	1
1999	Hakim, Az-Zahir	44	22	461	10.5	84t	1
2000	Hakim, Az-Zahir	32	17	489	15.3	86t	1
2001	Hakim, Az-Zahir	36	12	330	9.2	32	0
2002	Wilkins, Terrence	25	13	242	9.7	55	0
2003	*Groce, DeJuan*	*19*	*3*	*135*	*7.1*	*19*	*0*
2004	McDonald, Shaun	30	18	143	4.8	39	0
2005	Looker, Dane	8	2	69	8.6	17	0
2006	McDonald, Shaun	23	14	172	7.5	33	0
2007	Hall, Dante	19	6	286	15.1	85t	1
2008	Stanley, Derek	11	4	101	9.2	33	0
2009	Amendola, Danny	31	11	360	11.6	56	0
2010	Amendola, Danny	40	18	452	11.3	42	0
2011	Pettis, Austin	15	10	139	9.3	39	0
2012	Amendola, Danny	17	10	122	7.2	22	0
2013	*Austin, Tavon*	*33*	*11*	*280*	*8.5*	*98t*	*1*
2014	Austin, Tavon	35	23	391	11.2	78t	1
2015	Austin, Tavon	34	15	268	7.9	75t	1
2016	Austin, Tavon	44	16	364	8.3	47	0
2017	Cooper, Pharoh	32	8	399	12.5	53	0
2018	**Natson, JoJo**	**26**	**10**	**280**	**10.8**	**60**	**0**

INTERCEPTIONS

Year	Player	No.	Yards	Avg.	Long	TD
1941	Drake, Johnny (Zero)	2	66	33.0	54	0
1942	Jacobs, Jack	4	22	5.5	22	0
1943	Suspended Play/W.W. II	-	-	-	-	-
1944	Colella, Tom	4	53	13.3	19	0
1945	*Waterfield, Bob*	*6*	*92*	*15.3*	*29*	*0*
1946	Waterfield, Bob	5	72	14.4	28	0
1947	Harmon, Tom	8	136	17.0	36	1
1948	Naumetz, Fred	4	75	18.8	68	0
1949	*Sims, George*	*9*	*78*	*8.7*	*27*	*1*
1950	*Lewis, Woodley*	*12*	*275*	*22.9*	*36*	*0*
1951	*Hecker, Norb*	*3*	*74*	*24.7*	*36*	*0*
1952	*Lane, Dick (Night Train)*	*14*	*298*	*21.3*	*80t*	*2*
1953	Hecker, Norb	7	91	13.0	24	0
1954	Sherman, Will	6	70	11.7	28	0
1955	Sherman, Will	11	101	9.2	36	0
1956	Sherman, Will	4	122	30.5	95t	1
1957	Richter, Les	4	60	15.0	25	0
1958	Burroughs, Don	7	72	10.3	46	0
1959	*Meador, Ed*	*3*	*3*	*1.0*	*3*	*0*
1960	*Britt, Charley*	*5*	*117*	*23.4*	*73t*	*1*
1961	Crow, Lindon	6	117	19.5	31	0
1962	Crow, Lindon	5	100	20.0	65t	1
1963	Meador, Ed	6	38	6.3	20	0
1964	*Richardson, Jerry*	*5*	*146*	*29.2*	*41*	*0*
1965	Martin, Aaron	2	60	30.0	37t	1
1966	Williams, Clarence	8	97	12.1	32t	1

Year	Player	No.	Yards	Avg.	Long	TD
1967	Meador, Ed	8	103	12.9	30t	2
1968	Williams, Clarence	7	51	7.3	36	0
1969	Meador, Ed	5	97	19.4	38t	2
1970	Williams, Clarence	5	108	21.6	65t	1
1971	Howard, Gene	6	99	16.5	35	0
1972	Nettles, Jim	6	168	28.0	43	0
1973	Stukes, Charlie	5	104	20.8	42	0
1974	Elmendorf, Dave	7	186	26.6	57t	2
1975	Simpson, Bill	6	90	15.0	29	0
1976	Jackson, Monte	10	173	17.3	46	3
1977	Simpson, Bill	6	157	26.2	42	0
1978	Perry, Rod	8	117	14.6	44t	3
1979	Cromwell, Nolan	5	109	21.8	34	0
1980	Cromwell, Nolan	8	140	17.5	34	1
1981	Cromwell, Nolan	5	94	18.8	94t	1
1982	Perry, Rod	3	57	19.0	33	0
1983	Collins, Kirk	5	113	22.6	58	0
1984	Irvin, LeRoy	5	166	33.2	81t	2
1985	Green, Gary	6	84	14.0	41t	1
1986	Gray, Jerry	8	101	12.6	28	0
1987	Irvin, LeRoy	2	47	23.5	47t	1
1988	Johnson, Johnnie	4	18	4.5	11	0
1989	Gray, Jerry	6	48	8.0	27t	1
1990	Humphery, Bobby	4	52	13.0	44t	1
1991	Gray, Jerry	3	83	27.7	59t	1
1992	Henley, Darryl	4	41	10.3	25	0
1993	Bailey, Robert	2	41	20.5	41	0
1994	Pope, Marquez	3	66	22.0	51	0
1995	Wright, Toby	6	79	13.2	27	0
1996	Lyle, Keith	9	152	16.9	68	0
1997	McNeil, Ryan	9	127	14.1	75t	1
1998	Lyght, Todd	3	30	10.0	17	0
	Lyle, Keith	3	20	6.7	20	0
1999	Lyght, Todd	6	112	18.7	57t	1
2000	McCleon, Dexter	8	28	3.5	23	0
2001	Bly, Dre'	6	150	25.0	93t	2
2002	Herring, Kim	3	38	12.7	36	0
2003	Fisher, Travis	4	205	51.3	74t	2
	Williams, Aeneas	4	82	20.5	46t	1
	Butler, Jerametrius	4	72	18.0	45	0
	Polley, Tommy (LB)	4	32	8.0	22	0
2004	Butler, Jerametrius	5	15	3.0	10	0
2005	Furrey, Mike	4	143	35.8	67t	1
2006	Bartell, Ron	3	63	21.0	38t	1
	Hill, Tye	*3*	*20*	*6.7*	*14*	*0*
	Brown, Fakhir	3	17	5.7	20	0
	Atogwe, Oshiomogho	3	8	2.7	7	0
2007	Atogwe, Oshiomogho	8	125	15.6	52t	1
2008	Atogwe, Oshiomogho	5	91	18.2	43	0
2009	Butler, James	3	17	5.6	17	0
2010	Feltcher, Bradley	4	41	10.3	28	0
2011	Gordy, Josh	3	37	12.3	30	0
2012	*Jenkins, Janoris*	*4*	*150*	*37.5*	*41t*	*3*
2013	Johnson, Trumaine	3	36	12.0	29	0
2014	Johnson, Trumaine	3	69	23.0	43t	1
2015	Johnson, Trumaine	7	136	19.4	58t	1
2016	Alexander, Maurice	2	19	9.5	19	0
	Barron, Mark	2	8	4.0	7	0
	McDonald, T.J.	2	0	0.0	0	0
	Ogletree, Alec	2	15	7.5	8	0
2017	Joyner, Lamarcus	3	104	34.7	46	1
	Barron, Mark	3	29	9.7	15	0
2018	**Johnson III, John**	**4**	**46**	**11.5**	**35**	**0**

TACKLES

Year	Player	Solo	Assists	Total
1962	McKeever, Marlin (LB)	58	31	89
1963	Pardee, Jack (LB)	46	25	71
1964	Jones, David (DE)	75	22	97
1965	Jones, David (DE)	68	27	95
1966	Jones, David (DE)	98	14	112
1967	Jones, David (DE)	100	39	139
1968	Jones, David (DE)	87	23	110
1969	Jones, David (DE)	59	55	114
1970	Pottios, Myton (LB)	62	26	88
1971	McKeever, Marlin (LB)	76	32	108
1972	Robinson, Isiah (LB)	59	23	82
1973	Reynolds, Jack (LB)	58	28	86
1974	Reynolds, Jack (LB)	72	29	101
1975	Reynolds, Jack (LB)	74	38	112
1976	Reynolds, Jack (LB)	89	31	120
1977	Elmendorf, Dave (S)	59	35	94
1978	Youngblood, Jim (LB)	80	43	120
1979	Reynolds, Jack (LB)	83	61	144

Year	Player	Solo	Assists	Total
1980	Reynolds, Jack (LB)	81	38	119
1981	Ekern, Carl (LB)	85	46	131
1982	Andrews, George (LB)	47	20	67
1983	Ekern, Carl (LB)	94	36	130
1984	Collins, Jim (LB)	142	43	185
1985	Collins, Jim (LB)	103	37	140
1986	Newsome, Vince (S)	91	22	113
1987	Collins, Jim (LB)	78	12	90
1988	Ekern, Carl (LB)	64	29	93
1989	Newsome, Vince (S)	64	25	89
1990	Newsome, Vince (S)	74	18	92
1991	Kelm, Larry (LB)	88	17	105
1992	Greene, Kevin (LB)	75	12	87
1993	Phifer, Roman (LB)	96	21	117
1994	Conlan, Shane (LB)	82	24	106
1995	Phifer, Roman (LB)	106	43	149
1996	Phifer, Roman (LB)	123	47	170
1997	Jones, Robert (LB)	72	43	115
1998	Jenkins, Billy (S)	90	31	121
1999	Fletcher, London (LB)	80	58	138
2000	Fletcher, London (LB)	117	76	193
2001	Fletcher, London (LB)	113	76	189
2002	Archuleta, Adam (S)	101	48	149
2003	Tinoisamoa, Pisa (LB)	70	51	121
2004	Tinoisamoa, Pisa (LB)	100	45	145
2005	Tinoisamoa, Pisa (LB)	91	43	134
2006	Witherspoon, Will (LB)	104	32	136
2007	Witherspoon, Will (LB)	103	29	132
2008	Tinoisamoa, Pisa (LB)	88	47	135
2009	*Laurinaitis, James (LB)*	*98*	*48*	*146*
2010	Laurinaitis, James (LB)	98	16	114
2011	Laurinaitis, James (LB)	101	41	142
2012	Laurinaitis, James (LB)	132	42	174
2013	*Ogletree, Alec (LB)*	*124*	*31*	*155*
2014	Ogletree, Alec (LB)	110	59	169
2015	Barron, Mark (LB/S)	107	28	135
2016	Ogletree, Alec (LB)	132	39	171
2017	Ogletree, Alec (LB)	77	51	128
2018	**Littleton, Cory (LB)**	**90**	**35**	**125**

SACKS (not an official stat until 1982)

Year	Player	No.
1950	Jack Zilly (DE)	7.0
1951	Larry Brink (DE)	3.0
1952	Andy Robustelli (DE)	7.5
1953	Andy Robustelli (DE)	8.0
1954	Andy Robustelli (DE)	4.0
1955	Andy Robustelli (DE)	6.0
1956	Paul Miller (DE)	6.0
1957	Dick Daugherty (LB)	8.0
1958	Lou Michaels (DE)	6.0
1959	George Struger (DT)	5.0
1960	Gene Brito (DE)	7.0
1961	Lamar Lundy (DE)	11.0
1962	Deacon Jones (DE)	12.0
1963	Lamar Lundy (DE)	9.0
1964	Deacon Jones (DE)	22.0
1965	Deacon Jones (DE)	19.0
1966	Deacon Jones (DE)	18.0
1967	Deacon Jones (DE)	21.0
1968	Deacon Jones (DE)	22.0
1969	Deacon Jones (DE)	15.0
1970	Deacon Jones (DE)	12.0
1971	Coy Bacon (DE)	11.0
1972	Coy Bacon (DE)	11.5
1973	Jack Youngblood (DE)	16.5
1974	Jack Youngblood (DE)	15.0
1975	Jack Youngblood (DE)	15.0
1976	Jack Youngblood (DE)	14.5
	Larry Brooks (DT)	14.5
1977	Jack Youngblood (DE)	8.5
1978	Larry Brooks (DE)	8.0
1979	Jack Youngblood (DE)	18.0
1980	Jack Youngblood (DE)	11.5

Year	Player	No.
1981	Jack Youngblood (DE)	12.5
1982	Mike Fanning (DT)	5.0
1983	Jack Youngblood (DE)	10.5
1984	Jack Youngblood (DE)	9.5
1985	Mike Wilcher (LB)	12.5
1986	Gary Jeter (DE)	8.0
1987	Gary Jeter (DE)	7.0
1988	Kevin Greene (LB)	16.5
1989	Kevin Greene (LB)	16.5
1990	Kevin Greene (LB)	13.0
1991	Kevin Greene (LB)	3.0
	Gerald Robinson (DE)	3.0
1992	Kevin Greene (LB)	10.0
1993	Sean Gilbert (DT)	10.5
1994	Robert Young (DE)	6.5
1995	D'Marco Farr (DT)	11.0
1996	Kevin Carter (DE)	9.5
1997	Leslie O'Neal (DE)	10.0
1998	Kevin Carter (DE)	12.0
1999	Kevin Carter (DE)	17.0
2000	Grant Wistrom (DE)	11.0
2001	Leonard Little (DE)	14.5
2002	Leonard Little (DE)	12.0
2003	Leonard Little (DE)	12.5
2004	Bryce Fisher (DE)	8.5
2005	Leonard Little (DE)	9.5
2006	Leonard Little (DE)	13.0
2007	Will Witherspoon (LB)	7.0
2008	James Hall (DE)	6.5
2009	Leonard Little (DE)	6.5
2010	James Hall (DE)	10.5
2011	Chris Long (DE)	13.0
2012	Chris Long (DE)	11.5
2013	Robert Quinn (DE)	19.0
2013	Robert Quinn (DE)	10.5
2015	**Aaron Donald (DT)**	**11.0**
2016	**Aaron Donald (DT)**	**8.0**
2017	**Aaron Donald (DT)**	**11.0**
2018	**Aaron Donald (DT)**	**20.5**

INDIVIDUAL RECORDS

SERVICE

Most Seasons
- 20 Jackie Slater, 1976-95
- 15 Charlie Cowan, 1961-75
- Joe Scibelli, 1961-75
- Merlin Olsen, 1962-76
- 14 Jack Youngblood, 1971-84
- Doug Smith, 1978-91
- Isaac Bruce, 1994-2007

Most Games Played
- 259 Jackie Slater, 1976-95
- 208 Merlin Olsen, 1962-76
- 206 Charlie Cowan, 1961-75

Most Consecutive Games Played
- 201 Jack Youngblood, 1971-84
- 198 Merlin Olsen, 1962-76
- 184 Tom Mack, 1966-1978

SCORING

Most Seasons Leading Team
- 9 Jeff Wilkins, 1997-99, 2002-07
- 7 Bob Waterfield, 1946-52
- 6 Bruce Gossett, 1964-69
- Mike Lansford, 1982-90
- **Greg Zuerlein, 2012-2017**

Most Consecutive Seasons Leading Team
- 6 Bruce Gossett, 1964-69
- Mike Lansford, 1984-89
- Bob Waterfield, 1945-50
- Jeff Wilkins, 2002-07
- **Greg Zuerlein, 2012-2017**
- 5 David Ray, 1970-74
- 4 Danny Villaneuva, 1960-63
- Tony Zendejas, 1991-94

POINTS

Career
- 1,223 Jeff Wilkins, 1997-2007 (428 pat, 265 fg)
- **823** **Greg Zuerlein, 2012-present (244 pat, 193 fg)**
- 789 Mike Lansford, 1982-90 (315 pat, 158 fg)

Season
- 163 Jeff Wilkins, 2003 (39 fg, 46 pat)
- 160 Marshall Faulk, 2000 (26 td, 2 two-point conv.)
- **158** **Greg Zuerlein, 2017 (36 fg, 35 pat)**

Season, Rookie
- 120 Eric Dickerson, 1983 (20 td)
- 118 Frank Corral, 1978 (31 pat, 29 fg)
- **95** **Greg Zuerlein, 2012 (26 pat, 23 fg)**

Game
- 24 Bob Shaw, vs. Washington, 12/11/49 (4 td)
- Elroy Hirsch, vs. New York Yanks, 9/28/51 (4 td)
- Harold Jackson, vs. Dallas, 10/14/73 (4 td)
- Az-Zahir Hakim, at Cincinnati, 10/3/99 (4 td)
- Isaac Bruce, vs. San Francisco, 10/10/99 (4 td)
- Marshall Faulk, at San Francisco, 10/29/00 (4 td)
- Marshall Faulk, vs. Minnesota, 12/10/00 (4 td)
- Marshall Faulk, at Tampa Bay, 12/18/00 (4 td)
- Marshall Faulk, vs. Indianapolis, 12/30/01 (4 td)
- Marshall Faulk, vs. Seattle, 10/20/02 (4 td)
- Steven Jackson, at Minnesota, 12/31/06 (4 td)
- **Todd Gurley II, at Seattle, 12/17/17 (4 td)**
- **23** **Greg Zuerlein, at Dallas, 10/1/17 (7 fg, 2 pat)**
- **22** **Todd Gurley II, vs. Arizona 9/16/18 (3 td, 2-2pt.)**
- 21 Jeff Wilkins, vs. San Diego, 10/1/00 (5 fg, 6 pat)

Game, Opponent
- 26 Gordy Soltau, at San Francisco, 10/28/51 (3 td, 1 fg, 5 pat)
- 24 Many times, last by Ron Moore, at Phoenix, 12/4/93 (4 td)
- 21 Two times, last by Rich Karlis, at Minnesota, 11/15/89 (7 fg)

TOUCHDOWNS

Career
- 85 Marshall Faulk, 1999-2006 (58 r, 27 p)
- 84 Isaac Bruce, 1994-2007 (84 p)
- 74 Torry Holt, 1999-2008 (74 p)

Season
- 26 Marshall Faulk, 2000 (18 r, 8 p)
- **21** **Todd Gurley II, 2018 (17 r, 4 p)**
- Marshall Faulk, 2001 (12 r, 9 p)

Game
- 4 Bob Shaw, vs. Washington, 12/11/49 (4 p)
- Elroy Hirsch, vs. New York Yanks, 9/28/51 (4 p)
- Harold Jackson, vs. Dallas, 10/14/73 (4 p)
- Az-Zahir Hakim, at Cincinnati, 10/3/99 (3p, 1 pr)
- Isaac Bruce, vs. San Francisco, 10/10/99 (4 p)
- Marshall Faulk, at San Francisco, 10/29/00 (2 r, 2 p)
- Marshall Faulk, vs. Minnesota, 12/10/00 (4 r)
- Marshall Faulk, at Tampa Bay, 12/18/00 (3 r, 1 p)
- Marshall Faulk, vs. Indianapolis, 12/30/01 (3 r, 1 p)
- Marshall Faulk, vs. Seattle, 10/20/02 (3 r, 1 p)
- Steven Jackson, at Minnesota, 12/31/06 (3 r, 1 p)
- **Todd Gurley II, at Seattle, 12/17/17 (3 r, 1 p)**
- **3** **Many times, last by Todd Gurley II, at San Francisco, 9/16/18**
- **2** **Many times, last by Cooper Kupp, at Cleveland, 9/22/19**

Game, Opponent
- 4 Lenny Moore, at Baltimore, 10/16/60 (4 r)
- Ron Moore, at Phoenix, 12/4/93 (4 r)
- 3 Many times, last by Torrey Smith, Baltimore, 9/25/11
- 2 Many times, Last by Christian McCaffrey, at Carolina, 9/8/19

Most Consecutive Games Scoring Touchdown
- **13** **Todd Gurley II, 2017-18**
- 11 Elroy Hirsch, 1950-51
- 10 Eric Dickerson, 1983
- Greg Bell, 1988-89
- 9 Marshall Faulk, 2001-02

POINT AFTER ATTEMPTS

Most Attempted, Career
- 429 Jeff Wilkins, 1997-2007
- 336 Bob Waterfield, 1945-52
- 325 Mike Lansford, 1982-90

Most Attempted, Season
- 64 Jeff Wilkins, 1999
- 58 Bob Waterfield, 1950
- 52 Frank Corral, 1980

Most Attempted, Game
- 9 Bob Waterfield vs. Baltimore, 10/22/50
- 8 Paige Cothren, vs. San Francisco, 11/9/58
- Tom Dempsey, vs. Atlanta, 12/4/76
- Chip Lohmiller, vs. Atlanta, 11/10/96
- **7** **Many times, last by Greg Zuerlein, vs. Oak., 11/30/14**

Most Made, Career
- 428 Jeff Wilkins, 1997-2007
- 315 Bob Waterfield, 1945-52
- Mike Lansford, 1982-90
- **225** **Greg Zuerlein, 2012-present**

Most Made, Season
- 64 Jeff Wilkins, 1999
- 58 Jeff Wilkins, 2001
- 54 Bob Waterfield, 1950

Most Made, Game
- 9 Bob Waterfield, vs. Balimore, 10/22/50
- 8 Paige Cothren, vs. San Francisco, 11/9/58
- 7 Bob Waterfield, at New York Giants, 11/14/48
- Bruce Gossett, vs. New York Giants, 11/13/66
- Jeff Wilkins, vs. Carolina 11/11/01
- **Greg Zuerlein, vs. Oakland, 11/30/14**

Most Made, Game, Opponent
8 Tom Feamster, at Baltimore, 11/25/56
Cliff Patton, at Philadelphia, 10/7/50
7 Bob Jencks, vs. Chicago, 10/13/63
6 Many times, last by S. Gostkowski, vs. NE, 10/28/12

Most Consecutive Made
371 Jeff Wilkins, 1999-2007
165 Bruce Gossett, 1965-69
102 David Ray, 1970-72

Highest Percentage Made, Career (80 attempts minimum)
99.8 Jeff Wilkins, 1997-2007 (403-404)
98.7 Josh Brown, 2008-11 (79-80)
98.2 Danny Villanueva, 1960-63 (111-113)

Most Made, No Misses, Season
64 Jeff Wilkins, 1999
58 Jeff Wilkins, 2001
51 Mike Lansford, 1989

TWO POINT CONVERSIONS

Most Two Point Conversions, Career
7 Marshall Faulk, 1999-2006
3 Isaac Bruce, 1994-2007
Todd Gurley II, 2015- Present
2 Jerome Bettis, 1993-95
Tony Banks, 1996-98
Ricky Proehl, 1998-2002

Most Two Point Conversions, Season
2 Jerome Bettis, 1994
Marshall Faulk, 2000
Marshall Faulk, 2004
Todd Gurley II, 2018
1 Many times, last by Sam Bradford, Benny Cunningham & Isaiah Pead, 2013

Most Two Point Conversions, Game
2 Marshall Faulk, vs. Atlanta, 10/15/00 (2 runs)
Todd Gurley II, vs. Arizona, 9/16/18 (2 runs)
1 Many times, last by Jared Cook, vs. San Francisco, 11/01/15

Most Two Point Conversions, Opponent, Season
2 Terance Mathis, Atlanta, 1994
2 Reggie Bush, New Orleans, 2007

Most Two Point Conversions, Opponent, Game
2 Reggie Bush, at New Orleans, 11/11/07 (2 runs)
1 Many times, last by Marshawn Lynch, vs. Sea., 9/13/15 (rush)

FIELD GOALS

Most Attempted, Career
328 Jeff Wilkins, 1997-2007
232 Greg Zuerlein, 2012-present
217 Mike Lansford, 1982-90

Most Attempted, Season
49 Bruce Gossett, 1966
47 David Ray, 1973
45 David Ray, 1970

Most Attempted, Game
7 Bob Waterfield, vs. Detroit, 12/9/51
Jeff Wilkins, vs. Denver, 9/10/06
Greg Zuerlein, at Dallas, 10/1/17
6 Five times, last by David Ray, at New Orleans, 11/26/72
5 Many times, Last by Greg Zuerlein, vs. Denver, 11/17/14

Most Attempted, Opponent,Game
7 Rich Karlis, at Minnesota, 11/5/89
6 Five times, last by John Carney, vs. New Orleans, 9/26/04
5 Many times, last by Blair Walsh, vs MIN, 12/16/12

Most Made, Career
265 Jeff Wilkins, 1997-2007
193 Greg Zuerlein, 2012-Present
158 Mike Lansford, 1982-90

Most Made, Season
39 Jeff Wilkins, 2003
38 Greg Zuerlein, 2017
33 Josh Brown, 2010

Most Made, Season, Rookie
29 Frank Corral, 1978
23 Greg Zuerlein, 2012
18 Bruce Gossett, 1964
Rafael Septien, 1977

Most Made, Game
7 Greg Zuerlein, at Dallas, 10/1/17
6 Jeff Wilkins, vs. Denver, 9/10/06
5 Four times, last by Greg Zuerlein, vs. Denver, 11/16/14

Most Made, Opponent, Game
7 Rich Karlis, at Minnesota 11/5/89
5 Many times, last by C. Catanzaro, at ARI, 10/4/15
4 Many times, last by Phil Dawson, at SF,1/3/16

Most Consecutive Field Goals Made
30 Jeff Wilkins, 1999-2001
19 Jeff Wilkins, 2003
18 Greg Zuerlein, 2016-2017

Most Consecutive Games, Made Field Goal
27 Jeff Wilkins, 2002-04
20 David Ray, 1970-71
19 Bruce Gossett, 1967-68

Longest Field Goal
61 Greg Zuerlein, at Minnesota 11/8/15
60 Greg Zuerlein, vs. Seattle, 9/30/12
58 Twice, most recently, Greg Zuerlein, vs. Tampa Bay, 9/29/19
57 Jeff Wilkins, vs. Arizona, 9/27/98

Longest Field Goal, Opponent
56 Joe Nedney, vs. San Francisco, 12/24/05
55 Adam Vinatieri, vs. New England, 12/13/98
Jay Feely, at New York Jets, 11/9/08
54 Four times, last by Robbie Gould, at Chicago, 9/24/12

Most Made, 50 or More Yards, Career
32 Greg Zuerlein, 2012-Present
26 Jeff Wilkins, 1997-2007
15 Josh Brown, 2008-2011
8 Tony Zendejas, 1991-94

Most Made, 50 or More Yards, Season
7 Greg Zuerlein, 2012
6 Greg Zuerlein, 2017
Tony Zendejas, 1993
Josh Brown, 2008
Josh Brown, 2009
4 Jeff Wilkins, 2003, 2004, 2005
Greg Zuerlein, 2014, 2018

Most Made, 50 or More Yards, Game
2 Seven times, last by Greg Zuerlein, at Min, 11/8/15
1 Many times, last by Greg Zuerlein, vs. TB, 9/29/19

Most Made, 50 or More Yards, Game, Opponent
3 Blair Walsh, vs. Minnesota, 12/16/12
2 Tom Dempsey, vs. New Orleans, 12/6/70
Mick Luckhurst, vs. Atlanta, 10/7/84
John Carney, vs. New Orleans, 9/26/04
Nick Folk, vs. New York Jets, 11/19/12

Highest Field Goal Percentage, Career (50 attempts)
83.18 Greg Zuerlein, 2012-present (193-232)
81.88 Josh Brown, 2008-11 (104-127)
80.79 Jeff Wilkins, 1997-2007 (265-328)
79.52 Tony Zendejas, 1991-94 (66-83)

Highest Field Goal Percentage, Season
100.0 Tony Zendejas, 1991 (17-17)
Jeff Wilkins, 2000 (17-17)
95.00 Greg Zuerlein, 2017 (38-40)
92.86 Jeff Wilkins, 2003 (39-42)
92.59 Greg Zuerlein, 2013 (25-27)

SAFETIES

Most, Career
3 Kevin Greene, 1985-92
2 Fred Dryer, 1972-81
Jack Youngblood, 1971-84
Kevin Carter, 1995-2000

Most, Season
†2 Fred Dryer, 1973

Most, Game
*2 Fred Dryer, vs. Green Bay, 10/21/73
1 Many players, last by Mark Barron, vs. Green Bay 10/28/18

Most, Game, Opponent
1 Many times, last by John Abraham, at Arizona, 12/8/13

*NFL Record
† Ties NFL Record

RUSHING

Most Seasons Leading Team
8 Steven Jackson, 2005-12
6 Marshall Faulk, 1999-2006
5 Lawrence McCutcheon, 1973-77
4 Dick Bass, 1962-66
Eric Dickerson, 1983-86
Todd Gurley II, 2015-Present

Most Consecutive Seasons Leading Team
8 Steven Jackson, 2005-12
6 Marshall Faulk, 1999-2006
5 Lawrence McCutcheon, 1973-77
4 Eric Dickerson, 1983-86
Todd Gurley II, 2015-Present

RUSHING ATTEMPTS

Career
2,395 Steven Jackson, 2004-12
1,525 Eric Dickerson, 1983-87
1,447 Marshall Faulk, 1999-2006

Season
404 Eric Dickerson, 1986
390 Eric Dickerson, 1983
379 Eric Dickerson, 1984

Season, Rookie
†390 Eric Dickerson, 1983
294 Jerome Bettis, 1993
250 Zac Stacy, 2013

Game
39 Jerome Bettis, vs. Chicago, 1/2/94
38 Eric Dickerson, at St. Louis, 9/7/86
36 Charles White, at Philadelphia, 9/15/85

Game, Opponent
41 Rodney Hampton, at New York Giants, 9/19/93
Gerald Riggs, at Atlanta, 11/17/85
35 Lynn Cain, Atlanta, 10/7/84
Gerald Riggs, Atlanta, 10/12/86
33 Shaun Alexander, at Seattle, 11/13/05
Maurice Jones-Drew, at Jacksonville, 10/18/09

RUSHING YARDS

Career
10,135 Steven Jackson, 2004-12
7,245 Eric Dickerson, 1983-87
6,959 Marshall Faulk, 1999-2006

Season
*2,105 Eric Dickerson, 1984
1,821 Eric Dickerson, 1986
1,808 Eric Dickerson, 1983

Season, Rookie
1,808 Eric Dickerson, 1983
1,429 Jerome Bettis, 1993
1,106 Todd Gurley II, 2015
973 Zac Stacy, 2013

Game
247 Willie Ellison, vs. New Orleans, 12/5/71
223 Tom Wilson, vs. Green Bay, 12/16/56
221 Greg Bell, vs. Green Bay, 9/24/89

Game, Rookie
223 Tom Wilson, vs. Green Bay, 12/16/56
212 Jerome Bettis, at New Orleans, 12/12/93
199 Eric Dickerson, vs. Detroit, 10/2/83
159 Todd Gurley II, *at* Green Bay, 10/11/15

Game, Opponent
253 DeMarco Murray, at Dallas, 10/23/11
237 Jim Brown, at Cleveland, 11/24/57
228 Beanie Wells, vs. Arizona, 11/27/11
212 Adrian Peterson, vs. Minnesota, 12/16/12

Longest Run
92t Kenny Washington, at Chicago Cardinals, 11/2/47
89t Tre Mason, vs. Oakland, 11/20/14
85t Eric Dickerson, at New York Jets, 9/25/83
84t Tom Harmon, at Chicago Bears, 10/13/46

Longest Run, Opponents
91t DeMarco Murray, at Dallas, 10/23/11
82t Adrian Peterson, vs. Minnesota, 12/16/12
80 Jamaal Charles, vs. Kansas City, 12/19/10
76t Najeh Davenport, vs. Green Bay, 10/19/03

Most Seasons, 1,000 or More Yards
8 Steven Jackson, 2005-12
4 Lawrence McCutcheon, 1973-74, 1976-77
Eric Dickerson, 1983-86
3 Marshall Faulk, 1999-01
Todd Gurley II, 2015, 2017, 2018
2 Dick Bass, 1962, 1966
Wendell Tyler, 1979, 1981
Greg Bell, 1988-89
Jerome Bettis, 1993-94

Most Consecutive Seasons, 1,000 or More Yards
8 Steven Jackson, 2005-12
4 Eric Dickerson, 1983-86
3 Marshall Faulk, 1999-01

Most Games, 100 or More Yards, Career
38 Eric Dickerson, 1983-87
33 Steven Jackson, 2004-12
27 Marshall Faulk, 1999-2006

Most Games, 100 or More Yards, Season
11 Eric Dickerson, 1984
9 Eric Dickerson, 1983
7 Jerome Bettis, 1993
Marshall Faulk, 1999
Steven Jackson, 2009

Most Consecutive Games, 100 or More Yards
6 Eric Dickerson, 1984
5 Eric Dickerson, 1986
4 Eric Dickerson, 1983, 1984
Jerome Bettis, 1994
Marshall Faulk, 1999
Marshall Faulk, 2003
Steven Jackson, 2009

AVERAGE RUSHING GAIN

Career (500 att.)
5.182 Dan Towler, 1950-55 (674-3,493)
4.833 Paul (Tank) Younger, 1949-57 (682-3,296)
4.809 Marshall Faulk, 1999-2006 (1,447-6,959)

Season (Qualifiers)
7.40 Kenny Washington, 1947 (60-444)
7.26 Skeet Quinlan, 1953 (97-705)
6.77 Dan Towler, 1951 (126-854)

Game (10 att.)
14.6 Dan Towler, at Baltimore, 11/22/53 (14-205)
13.2 Kenny Washington, at Chicago Cardinals, 11/2/47 (11-145)
13.1 Dan Towler, at Green Bay, 10/21/51 (11-144)

Game (10 att.), Opponent
13.8 George Taliaferro, vs. New York Yanks, 11/18/51 (12-166)
13.3 Frank Reagan, vs. New York Giants, 12/1/46 (10-133)
12.6 Delvin Williams, vs. Miami, 11/9/80 (12-151)

RUSHING TOUCHDOWNS

Career
58 Marshall Faulk, 1999-2006
56 Eric Dickerson, 1983-87
56 Steven Jackson, 2004-12

Season
18 Eric Dickerson, 1983
Marshall Faulk, 2000
17 Todd Gurley II, 2018
16 Greg Bell, 1988
15 Greg Bell, 1989

Season, Rookie
†18 Eric Dickerson, 1983
10 ***Todd Gurley II, 2015***
7 Jerome Bettis, 1993
7 Zac Stacy, 2013
6 Dan Towler, 1952

Game
4 Marshall Faulk, vs. Minnesota, 12/10/00
3 Many times, last by Todd Gurley II, vs. Arizona, 9/16/18

Game, Opponent
4 Jim Brown, at Cleveland, 11/24/57
Ron Moore, at Phoenix, 12/4/93
3 Many times, last by Maurice Jones-Drew, at Jacksonville, 10/18/09
2 Many times, last by Beanie Wells, at ARI, 11/25/12

PASSING

Most Seasons Leading Team
9 Roman Gabriel, 1963-72
8 Jim Everett, 1986-92
Marc Bulger, 2002-09
6 Norm Van Brocklin, 1950, 1952-1955, 1957

Most Consecutive Seasons Leading Team
9 Roman Gabriel, 1963-72
8 Jim Everett, 1986-92
Marc Bulger, 2002-09
4 Norm Van Brocklin, 1952-1955

PASSER RATING

Highest, Career (1,500 att.)
97.2 Kurt Warner, 1998-2003
93.1 Jared Goff, 2016-present
84.4 Marc Bulger, 2001-09

Highest, Season (Qualifiers)
109.2 Kurt Warner, 1999
101.8 Trent Green, 2000
101.4 Kurt Warner, 2001

Season, Rookie (Qualifiers)
81.8 Dieter Brock, 1985
76.5 Sam Bradford, 2010
72.4 Bob Waterfield, 1945

PASSING ATTEMPTS

Career
3,313 Roman Gabriel, 1962-72
3,277 Jim Everett, 1986-93
3,171 Marc Bulger, 2001-09

Season
590 Sam Bradford, 2010
588 Marc Bulger, 2006
561 Jared Goff, 2018

Season, Rookie
590 Sam Bradford, 2010
368 Tony Banks, 1996
365 Dieter Brock, 1985

Game
68 Jared Goff, vs. Tampa Bay, 9/29/19
62 Marc Bulger, at New York Giants, 10/2/05
56 Marc Bulger, at San Francisco, 9/11/05

Game, Opponent
58 Kent Graham, at Arizona, 9/29/96
56 Drew Brees, vs. New Orleans, 12/15/2013
54 Peyton Manning, vs. Denver, 11/16/14
52 Tony Eason, vs. New England, 11/16/86
Neil Lomax, at St. Louis, 11/4/84
Mark Brunell vs. Jacksonville, 10/20/96
Ryan Lindley, at Arizona, 11/25/12

PASSING COMPLETIONS

Career
1,969 Marc Bulger, 2001-09
1,847 Jim Everett, 1986-93
1,705 Roman Gabriel, 1962-72

Season
375 Kurt Warner, 2001
370 Marc Bulger, 2006
364 Jared Goff, 2018

Season, Rookie
354 Sam Bradford, 2010
218 Dieter Brock, 1985
192 Tony Banks, 1996

Game
45 Jared Goff, vs. Tamp Bay, 9/29/19
40 Marc Bulger, at New York Giants, 10/2/05
36 Marc Bulger, vs. San Diego, 11/10/02
35 Dieter Brock, vs. San Francisco, 10/27/85
Kurt Warner, at Seattle, 9/10/00
Marc Bulger, at Green Bay, 11/29/04
Sam Bradford, vs. Minnesota, 12/16/12
Jared Goff, vs. Philadelphia, 12/16/18

Game, Opponent
39 Drew Brees, vs. New Orleans, 12/15/2013
37 Richard Todd, at New York Jets, 9/25/83
Kent Graham, at Arizona, 9/29/96
Mark Brunell, vs. Jacksonville, 10/20/96
36 Tony Eason, vs. New England, 11/16/86
Josh McCown, vs. Chicago, 11/24/13

Consecutive Passes Completed
20 Case Keenum vs. Detroit Lions, 10/16/16
18 Jim Everett, vs. New York Giants, 11/12/89
16 Jim Everett, vs. Kansas City, 11/10/91

COMPLETION PERCENTAGE

Career (500 att.)
66.4% Kurt Warner, 1998-2003 (1,688-1,121)
62.1% Marc Bulger, 2001-09 (2,924-1,829)
61.9% Jared Goff, 2016-present (964-1,557)

Season (min. 200 att.)
68.7% Kurt Warner, 2001 (546-375)
67.7% Kurt Warner, 2000 (347-235)
66.2% Marc Bulger, 2004 (495-321)

Season, Rookie (min. 100 att.)
60.0% Sam Bradford, 2010 (590-354)
59.7% Dieter Brock, 1985 (365-218)
56.3% Ryan Fitzpatrick, 2005 (135-76)

Game (20 att.)
86.9% Kurt Warner, vs. San Francisco, 10/10/99 (23-20)
85.7% Jim Everett, vs. New York Giants, 10/18/92 (21-18)
85.5% Austin Davis, vs. Seattle, 10/20/14 (20-17)
84.4% Kurt Warner, vs. Minnesota 12/10/00 (32-27)

Game (20 att.), Opponent
91.3% Vinny Testaverde, vs. Cleveland, 12/26/93 (21-23)
84.6% Kerry Collins, vs. New York Giants, 9/15/02 (22-26)
85.7% Alex Smith, vs. Kansas City, 10/27/14 (24-28)
84.4% Carson Palmer, at Arizona, 12/8/13 (27-32)

PASSING YARDS

Career
23,758 Jim Everett, 1986-93
22,814 Marc Bulger, 2001-09
22,223 Roman Gabriel, 1962-72

Season
4,830 Kurt Warner, 2001
4,688 Jared Goff, 2018
4,353 Kurt Warner, 1999

Season, Rookie
3,512 Sam Bradford, 2010
2,658 Dieter Brock, 1985
2,544 Tony Banks, 1996

Game
*554 Norm Van Brocklin, vs New York Yanks, 9/28/51
517 Jared Goff, vs. Tampa Bay, 9/29/19
509 Vince Ferragamo, vs. Chicago, 12/26/82

Game, Opponent
483 Boomer Esiason, vs. Cincinnati, 10/7/90
478 Patrick Mahomes, vs. Kansas City, 11/19/18
462 Steve Young, vs. San Francisco, 11/28/93

Most Seasons, 3,000 or More Passing Yards
5 Jim Everett, 1988-92
3 Kurt Warner, 1999-01
Marc Bulger, 2003-04, 2006
2 Vince Ferragamo, 1980, 1983
Sam Bradford, 2010, 2012
Jared Goff, 2017, 2018

Most Games, 300 or More Passing Yards, Career
30 Kurt Warner, 1998-2003
27 Marc Bulger, 2001-09
20 Jim Everett, 1986-93

Most Games, 300 or More Passing Yards, Season
9 Kurt Warner, 1999
Kurt Warner, 2001
8 Marc Bulger, 2006
7 Kurt Warner, 2000
Jared Goff, 2018

Most Consecutive Games, 300 or More Passing Yards
6 Kurt Warner, 2000
4 Kurt Warner, 1999
Jared Goff, 2018
3 Jim Everett, 1989, 1991
Mark Rypien, 1995
Marc Bulger, 2006

Longest Pass Completion
96t Frank Ryan (to Matson), vs. Pittsburgh, 10/1/61
95t Bill Munson (to Pope), vs. Green Bay, 12/3/64
94t Jared Goff (to Woods), vs Houston, 11/12/17
Opponent, Longest Pass Completion
98t Jim Hart (to Rashad), at St. Louis, 12/10/72
95t Joe Montana (to Taylor), vs. San Francisco, 12/11/89
91t Bart Starr (to Dowler), vs. Green Bay, 12/17/60

AVERAGE GAIN PASSING

Career (500 att.)
8.56 Kurt Warner, 1998-2003 (1,688-14,447)
8.49 Norm Van Brocklin, 1959-57 (1,897-16,114)
8.01 James Harris, 1972-76 (652-5,220)
Season (Qualifiers)
10.14 Norm Van Brocklin, 1954 (260-2,637)
9.88 Kurt Warner, 2000 (347-3,429)
9.61 Bob Waterfield, 1945 (172-1,653)
Game (20 att.)
15.40 Norm Van Brocklin, at Chicago Bears, 11/16/52
15.19 Roman Gabriel, vs. San Francisco, 11/9/69
15.03 James Harris, at Miami, 10/3/76
Game (20 att.), Opponent
15.86 Ed Brown, vs. Chicago, 10/9/60
14.46 Milt Plum, vs. Detroit, 11/1/64
14.44 Steve Young, vs. San Francisco, 11/28/93

PASSING TOUCHDOWNS

Career
154 Roman Gabriel, 1962-72
142 Jim Everett, 1986-92
122 Marc Bulger, 2001-09
Season
41 Kurt Warner, 1999
36 Kurt Warner, 2001
32 Jared Goff, 2018
Season, Rookie
18 Sam Bradford, 2010
16 Dieter Brock, 1985
15 Tony Banks, 1996
Game
5 Bob Waterfield, vs. New York Bulldogs, 11/27/49
Norm Van Brocklin, vs. Detroit, 10/29/50
Norm Van Brocklin, at New York Yanks, 9/28/51
Bob Waterfield, vs. Green Bay, 12/16/51
Roman Gabriel, vs. Cleveland, 12/12/65
Vince Ferragamo, vs. New Orleans, 11/2/80
Vince Ferragamo, vs. San Francisco, 10/23/83
Jim Everett, at New York Giants, 9/25/88
Kurt Warner, vs. San Francisco, 10/10/99
Jared Goff, vs. Minnesota, 9/27/18
4 Many times, last by Jared Goff, vs. San Francisco, 12/30/18
Game, Opponent
6 Patrick Mahomes, vs. Kansas City, 11/19/18
5 Dan Marino, vs. Miami, 12/14/86
4 Many times, last by Jameis Winston, vs. Tampa Bay, 9/29/19
Most Games, Four or More Touchdowns Passes, Career
6 Norm Van Brocklin, 1949-57
Jim Everett, 1986-93
5 Vince Ferragamo, 1977-80, 1982-84
Jared Goff, 2016-18
Most Games, Four or More Touchdowns Passes, Season
4 Vince Ferragamo, 1980
3 Kurt Warner, 2001
Jared Goff, 2018
2 Norm Van Brocklin, 1957
Jim Everett, 1988
Jim Everett, 1990
Kurt Warner, 2000
Jared Goff, 2017

HAD INTERCEPTED

Career
128 Bob Waterfield, 1945-52
127 Norm Van Brocklin, 1949-57
123 Jim Everett, 1986-93
Season
24 Bob Waterfield, 1949
23 Vince Ferragamo, 1983
22 Bill Wade, 1958
Kurt Warner, 2001
Marc Bulger, 2003
Game
7 Parker Hall, vs. Green Bay, 11/18/42
Bob Waterfield, at Green Bay, 10/17/58
6 Norm Van Brocklin, vs. Baltimore, 12/4/54
Bill Wade, vs. Detroit, 10/26/56
Norm Van Brocklin, vs. Detroit, 10/13/57
Chris Chandler, at Carolina, 12/12/04
5 Norm Van Brocklin, at San Francisco, 10/28/51
Ryan Fitzpatrick, at Minnesota, 12/11/05
Gus Frerotte, at Baltimore, 10/14/07
Most Consecutive Passes Attempted, None Intercepted
249 Marc Bulger, 2005-06
206 Roman Gabriel, 1968-69
169 *Sam Bradford, 2010

LOWEST PERCENTAGE PASSES INTERCEPTED

Career (500 att.)
2.11 Jared Goff, 2016-Present (1,557-33)
2.15 Sam Bradford, 2010- (1,760-38)
2.93 Marc Bulger, 2001-09 (3,171-93)
3.38 Roman Gabriel, 1962-72 (3,313-112)
Season (Qualifiers)
1.40 Marc Bulger, 2006 (588-8)
1.46 Jared Goff, 2017 (477-7)
1.75 Roman Gabriel, 1969 (399-7)
Season, Rookie (Qualifiers)
2.54 Sam Bradford, 2010 (590-15)
3.56 Dieter Brock, 1985 (365-13)
4.07 Tony Banks, 1996 (368-15)

TIMES SACKED

Career
279 Roman Gabriel, 1962-72
254 Marc Bulger, 2001-09
186 Jim Everett, 1986-93
Season
51 Dieter Brock, 1985
49 Marc Bulger, 2006
48 Roman Gabriel, 1966
Tony Banks, 1996
Game
10 Bill Munson, at San Francisco, 12/6/64
James Harris, vs. San Francisco, 10/11/76
8 Roman Gabriel, at Green Bay, 9/25/66
Tony Banks, vs. San Francisco, 10/25/98
7 **Many times, Last by Jared Goff vs. Arizona, 1/1/17**
Game, Opponent
10 Bob Barry, vs. Atlanta 9/28/65
9 Mike Ray, vs. Tampa Bay, 11/5/78
Dave Wilson, vs. New Orleans, 11/3/85
Steve Beuerlein, at Los Angeles Raiders, 9/18/88
Rob Johnson, at Buffalo, 9/20/98
Kevin Kolb, vs. Arizona, 10/4/12
8 Joe Montana, at San Francisco, 12/18/88
Daunte Culpepper, vs. Minnesota, 11/30/03
8 Colin Kaepernick, at San Francisco, 11/3/15

PASS RECEIVING - RECEPTIONS

Most Seasons Leading Team
9 Henry Ellard, 1984-93
7 Torry Holt, 1999-2008
5 Tom Fears, 1948-55
Most Consecutive Seasons Leading Team
8 Henry Ellard, 1984-91
7 Torry Holt, 2002-08
4 Jim Phillips, 1960-63
Career
942 Isaac Bruce, 1994-2007
869 Torry Holt, 1999-2008
593 Henry Ellard, 1983-1993
Season
119 Isaac Bruce, 1995
117 Torry Holt, 2003
102 Torry Holt, 2005

Season, Rookie
62 **Cooper Kupp, 2017**
54 Eddie Kennison, 1996
53 Donnie Avery, 2008

Season, Running Back
90 Steven Jackson, 2006
87 Marshall Faulk, 1999
83 Marshall Faulk, 2001

Game
18 Tom Fears, vs. Green Bay, 12/3/50
15 Willie Anderson, at New Orleans, 11/26/89
Isaac Bruce, vs. Miami, 12/24/95
Danny Amendola, vs. Washington, 9/16/12
14 Dick Hoerner, vs. New York Yanks, 11/19/50

Game, Opponent
16 Jerry Rice, at San Francisco, 11/20/94
Keenan McCardell, vs. Jacksonville, 10/20/96
13 Larry Centers, at Arizona, 9/29/96
12 Andre Rison, at Atlanta, 9/11/94

Most Consecutive Games, Pass Reception
153 Torry Holt, 1999-2008
81 Henry Ellard, 1986-92
Marshall Faulk, 1999-2004
70 Jim Phillips, 1958-63

Most Seasons 50 or More Pass Receptions
11 Isaac Bruce, 1995-97, 1999-2004, 2006-07
10 Torry Holt, 1999-2008
7 Henry Ellard, 1985, 1987-1991, 1993

RECEIVING YARDS

Most Seasons Leading Team
9 Henry Ellard, 1984-91, 1993
Torry Holt, 2000-08
5 Tom Fears, 1948-55

Most Consecutive Seasons Leading Team
9 Torry Holt, 2000-08
8 Henry Ellard, 1984-91
4 Jim Phillips, 1960-63

Career
14,109 Isaac Bruce, 1994-2007
12,660 Torry Holt, 1999-2008
9,761 Henry Ellard, 1983-93

Season
1,781 Isaac Bruce, 1995
1,696 Torry Holt, 2003
1,635 Torry Holt, 2000

Season, Rookie
924 Eddie Kennison, 1996
869 **Cooper Kupp, 2017**
788 Torry Holt, 1999

Season, Running Back
1,049 Marshall Faulk, 1999
830 Marshall Faulk, 2000
825 Amp Lee, 1997

Game
*336 Willie Anderson, at New Orleans, 11/26/89
303 Jim Benton, at Detroit, 11/22/45
238 Harold Jackson, vs. Dallas, 10/14/73

Game, Rookie
226 Eddie Kennison, at Atlanta, 12/15/96
208 Jim Phillips, at Green Bay, 11/16/58
163 Donnie Avery, at New England, 10/26/08

Game, Opponent
286 John Taylor, vs. San Francisco, 12/11/89
257 Billy Wilson, vs. San Francisco, 10/3/54
241 Jerry Rice, at San Francisco, 12/9/85

Longest Pass Reception
96t Ollie Matson (from Frank Ryan), vs. Pittsburgh,10/1/61
95t Bucky Pope (from Bill Munson), vs. Green Bay, 12/13/64
94t **Robert Woods (from Jared Goff), vs. Houston, 11/12/17**

Most Seasons, 1,000 or More Yards Pass Receiving
8 Isaac Bruce, 1995-96, 1999-2002, 2004 2006
8 Torry Holt, 2000-07
4 Henry Ellard, 1988-91

Most Games, 100 or More Yards Pass Receiving, Career
46 Torry Holt, 1999-2008
43 Isaac Bruce, 1994-2007
26 Henry Ellard, 1983-93

Most Games, 100 or More Yards Pass Receiving, Season
10 Torry Holt, 2003
9 Isaac Bruce, 1995
8 Elroy Hirsch, 1951
Torry Holt, 2000

Most Consecutive Games, 100 or More Yards, Pass Receiving
6 Isaac Bruce, 1995
5 Elroy Hirsch, 1951
Bob Boyd, 1954
4 Isaac Bruce, 2004
3 **Brandin Cooks, 2018**

Most Consecutive Games, 150 or More Yards, Pass Receiving
3 Isaac Bruce, 1995
2 Tom Fears, 1950-51
Torry Holt, 2000, 2003, 2004

AVERAGE GAIN - RECEIVING

Career (150 receptions)
20.5 Bob Boyd, 1950-57 (176-3,611)
20.3 Willie Anderson, 1988-94 (259-5,246)
18.3 Elroy Hirsch, 1949-57 (343-6,289)

Game (3 receptions)
*63.0 Torry Holt, at Atlanta, 9/24/00 (3-189)
50.3 Jack Snow, at Baltimore, 10/15/67 (3-151)
49.7 Bob Boyd, at Green Bay, 10/17/54 (3-149)

Game (3 receptions), Opponent
55.3 Koren Robinson, vs. Seattle, 10/20/02 (3-166)
49.3 Charley Taylor, vs. Washington, 10/22/67 (3-148)
44.0 Charles Wilson, vs. Tampa Bay, 12/11/94 (4-176)

RECEIVING TOUCHDOWNS

Career
84 Isaac Bruce, 1994-2007
74 Torry Holt, 1999-2008
53 Elroy Hirsch, 1949-57

Season
17 Elroy Hirsch,1951
13 Harold Jackson, 1973
Isaac Bruce, 1995
12 Isaac Bruce, 1999
Torry Holt, 2003

Season, Rookie
10 Bucky Pope, 1964
8 Eddie Kennison, 1996
6 Leon Clarke, 1956
Torry Holt, 1999

Game
4 Bob Shaw, vs. Washington, 12/11/49
Elroy Hirsch, at New York Yanks, 9/28/51
Harold Jackson, vs. Dallas, 10/14/73
Isaac Bruce, vs. San Francisco, 10/10/99
3 Many times, Last by Torry Holt, vs. Seattle, 10/15/06
2 **Many times, Last by Brandin Cooks and Josh Reynolds vs. Kansas City 12/30/18**

Game, Opponent
4 Mike Ditka, vs. Chicago, 10/13/63
3 Many times, last by Torrey Smith, vs. Baltimore, 9/25/11
2 Many times, last by Tyreek Hill and Chris Conley, vs. Kansas City, 11/19/18

Most Consecutive Games, Touchdown
11 Elroy Hirsch, 1950-51
6 Henry Ellard, 1988-89
5 Jim Benton, 1938-39
Jack Snow, 1967-68
Harold Jackson, 1973
Torry Holt, 2003, 2006

PUNTING

Career
568 **Johnny Hekker, 2012-present**
449 Donnie Jones, 2007-11
432 Dale Hatcher, 1985-89, 1991

Season
105 Donnie Jones, 2011
98 **Johnny Hekker, 2016**
97 Dale Hatcher, 1986
96 **Johnny Hekker, 2015**

Season, Rookie
93 Ken Clark, 1979
87 Dale Hatcher, 1985
82 Johnny Hekker, 2012
77 Rusty Jackson, 1976

Game
12 Parker Hall, vs. Green Bay, 11/26/39
Rusty Jackson, at San Francisco, 11/21/76
11 Danny Villanueva, vs. Dallas, 9/30/62
Danny Villanueva, at Pittsburgh, 9/13/64
Donnie Jones, vs. San Francisco, 1/3/2010
Johnny Hekker, vs. San Francisco, 9/26/13

Game, Opponent
14 George Taliafesero, vs. New York Yanks, 9/28/51
11 Tom Girard, vs. Green Bay, 12/3/50
Gerry Collins, vs. Cleveland, 12/12/65
Bobby Joe Green, at Chicago, 12/2/73
Tom Wittum, at San Francisco, 11/21/76
Hermon Weaver, at Seattle, 11/4/79
10 Many times, Last by Tommy Barnhardt, at New Orleans, 11/26/89

Longest Punt
88 Bob Waterfield, at Green Bay, 10/17/48
86 Bob Waterfield, at Green Bay, 10/5/47
80 Donnie Jones, at Seattle, 10/21/07
Parker Hall, vs. Philadelphia 12/3/39

Longest Punt, Opponent
76 Sammy Baugh, at Washington, 11/5/44
75 Sam Baker, vs. Dallas, 9/30/62
74 Jack Jacobs, at Green Bay, 10/5/47

AVERAGE GROSS YARDS PUNTING

Career (250 punts)
47.0 Johnny Hekker, 2012-present (568 - 26,674)
46.6 Donnie Jones, 2007-11 (449 - 20,924)
44.3 Danny Villanueva, 1961-64 (296 -13,009)

Season (Qualifiers)
50.0 Donnie Jones, 2008 (82-4,100)
47.9 Johnny Hekker, 2015 (96-4,601)
47.9 Johnny Hekker, 2017 (65-3,113)
47.8 Johnny Hekker, 2016 (98-4,680)

Season, Rookie (Qualifiers)
45.8 Johnny Hekker, 2012 (82-3,756)
43.6 John Misko, 1982 (45-1,961)
43.2 Dale Hatcher, 1985 (87-3,735)

Game (4 punts)
56.9 Johnny Hekker, vs. Arizona, 10/4/12 (7-398)
56.4 Johnny Hekker vs. Philadelphia, 12/10/17 (5-282)
56.3 Donnie Jones, vs. Arizona, 11/22/09 (4-225)
56.2 Donnie Jones, vs. Buffalo, 9/28/08 (5-281)

Game, Opponent (4 Punts)
59.5 Mike Scifres, vs. Chargers, 10/17/10 (6-357)
57.3 Fred Morrison, at Chicago Bears, 11/16/52 (4-229)
56.8 Sammy Baugh, at Washington, 10/26/41 (6-341)

PUNTS HAD BLOCKED

Career
5 Bob Waterfield, 1945-52
4 Dale Hatcher, 1985-89, 1991
2 Many players, last by Johnny Hekker, 2012-Present

Season
2 Bob Waterfield, 1950
Jon Kilgore, 1967
Rusty Jackson, 1976
Glen Walker, 1978
Ken Clark, 1979
1 Many times, last by Johnny Hekker, 2019

Most Consecutive Punts, None Blocked
425 Donnie Jones, 2007-2011
380 Sean Landeta, 1993-96, 2003-04
370 Johnny Hekker, 2014-2019

PUNT RETURNS

Most Seasons Leading Team
5 Henry Ellard, 1983-93
4 Jon Arnett, 1957-63
Jim Bertelsen, 1972-76
3 Verda (V.T.) Smith, 1949-53
Woodley Lewis, 1950-55
Alvin Haymond, 1969-71
LeRoy Irvin, 1980-89
Eddie Kennison, 1996-98
Az-Zahir Hakim, 1998-2001

Most Consecutive Seasons Leading Team
5 Henry Ellard, 1983-87
4 Jim Bertelsen, 1972-76
3 Verda (V.T.) Smith, 1949-51
Woodley Lewis, 1952-54
Alvin Haymond, 1969-71
LeRoy Irvin, 1980-82
Eddie Kennison, 1996-98
Az-Zahir Hakim, 1999-2001

PUNT RETURNS

Career
158 Tavon Austin, 2013-2017
146 LeRoy Irvin, 1980-89
135 Henry Ellard, 1983-93

Season
56 Eddie Brown, 1979
53 Alvin Haymond, 1970
Todd Kinchen, 1995
52 Jackie Wallace, 1978

Season, Rookie
42 LeRoy Irvin, 1980
30 Tavon Austin, 2013
29 Darryl Henley, 1989
Eddie Kennison, 1996
27 Verda (V.T.) Smith, 1949

Game
7 Many times, last by Tavon Austin, vs. Atlanta, 12/11/16
6 Many times, last by Vernon Turner, vs. New England, 9/13/92
5 Many times, last by Danny Amendola, vs. San Francisco, 1/3/2010

Game, Opponent
8 Kevin Miller vs. Minnesota, 12/2/79
DeSean Jackson, at Philadelphia, 9/7/08
7 Many times, last by Leon Washington, vs. Seattle, 11/20/11

PUNT RETURN YARDS GAINED

Career
1,527 Henry Ellard, 1983-93
1,451 LeRoy Irvin, 1980-89
1,356 Tavon Austin, 2013-2017

Season
618 Jackie Wallace, 1978
615 LeRoy Irvin, 1981
501 Henry Ellard, 1985

Season, Rookie
427 Verda (V.T.) Smith, 1949
423 Eddie Kennison, 1996
296 Henry Ellard, 1983

Game
*207 LeRoy Irvin, at Atlanta, 11/14/81
145 Tavon Austin, at Indianapolis, 11/10/13
143 Tavon Austin, at Washington, 12/7/14

Game, Opponent
128 Tyrone Hughes, vs. New Orleans, 10/3/93
Darrien Gordon, at San Diego, 11/27/94
127 Patrick Peterson, at Arizona, 11/6/11
125 Dana McLemore, at San Francisco, 11/16/80
122 Robert Brooks, at Green Bay, 10/9/94

Longest Punt Return
*103t Robert Bailey, at New Orleans, 10/23/94
98t Tavon Austin, at Indianapolis, 11/10/13
90t Dick Bass, vs. Green Bay, 12/17/61
90t Stedman Bailey vs. Seattle, 10/19/14
88t Tom Harmon, vs. Detroit, 11/23/47
88t Nick Miller, vs. Arizona, 11/27/11

Longest Punt Return, Opponent
99t Patrick Peterson, at Arizona, 11/6/11
94t Darrien Gordon, at Denver, 9/14/97
93t Dana McLemore, at San Francisco, 1/2/82
90t Nate Burleson, at Seattle, 11/12/06

PUNT RETURN AVERAGE YARDAGE

Career (Min. 75 ret.)
- 11.4 Az-Zahir Hakim, 1998-2001 (112-1,278)
- 11.3 Henry Ellard, 1983-93 (135-1,527)
- 11.1 Danny Amendola, 2009-12 (81-899)

Season (Qualifiers)
- 18.5 Woodley Lewis, 1952 (19-351)
- 15.8 Verda (V.T.) Smith, 1949 (27-427)
- 15.6 Les Horvath, 1948 (13-203)

Season, Rookie (Qualifiers)
- 15.8 Verda (V.T.) Smith, 1949 (27-427)
- 14.6 Eddie Kennison, 1996 (29-423)
- 14.5 Jim Bertelsen, 1972 (16-232)

Game (3 returns)
- 40.0 Woodley Lewis at Detroit, 10/18/53 (3-120)
- 39.3 Jon Arnett vs. Chicago, 11/2/58 (3-118)
- 36.3 Tavon Austin at Indianapolis, 11/10/13 (4-145)
- 35.8 Tavon Austin, at Washington, 12/7/14 (4-143)
- 34.7 Henry Ellard at Atlanta, 10/22/84 (3-104)

Game, Opponent (3 returns)
- 36.0 Art Jones, vs. Pittsburgh, 9/7/41 (3-108)
  George McAfee, at Chicago Bears, 10/10/48 (3-108)
- 32.0 Tyrone Hughes, vs. New Orleans, 13/3/93 (4-128)
- 31.8 Patrick Peterson, at Arizona, 11/6/11 (4-127)

PUNT RETURN TOUCHDOWNS

Career
- 4 LeRoy Irvin, 1980-89
  Henry Ellard, 1983-91
- 3 Woodley Lewis, 1950-55
  Eddie Kennison, 1996-98
  Tavon Austin, 2013-2017
- 2 Todd Kinchen, 1992-95
  Az-Zahir Hakim, 1998-2001

Season
- 3 LeRoy Irvin, 1981
- 2 Woodley Lewis, 1952
  Henry Ellard, 1984
  Todd Kinchen, 1992
  Eddie Kennison, 1996
- 1 Many times, last by Tavon Austin, 2015

Season, Rookie
- 2 Todd Kinchen, 1992
  Eddie Kennison, 1996
- 1 Verda (V.T.) Smith, 1949
  Henry Ellard, 1983
  Tavon Austin, 2013

Game
- †2 Leroy Irvin, at Atlanta, 10/11/81
  Todd Kinchen, vs. Atlanta, 12/27/92
- 1 Many times, last by Tavon Austin, at GB., 10/11/15

Game, Opponent
- 2 Jack Christiansen, vs. Detroit, 10/14/51
- 1 Many times, last by Patrick Peterson, vs. Ari. 11/25/11

KICKOFF RETURNS

Most Seasons Leading Team
- 5 Ron Brown, 1984-89, 1991
- 3 Benny Cunningham, 2014-16
  Fred Gehrke, 1940, 1945-49
  Jon Arnett, 1957-63
  Cullen Bryant, 1973-82, 1987
  Drew Hill, 1979-84
  Barry Redden, 1982-86
  Tony Horne, 1998-00
- 2 Woodley Lewis, 1950-55
  Carver Shannon, 1962-64
  Willie Ellison, 1967-72
  Ron Smith, 1968-69
  Vernon Turner, 1991-92
  J.T. Thomas, 1995-98
  Arlen Harris, 2003-04
  Dante Hall, 2007-08
  Danny Amendola, 2009-10

Most Consecutive Seasons Leading Team
- 5 Ron Brown, 1985-89
- 3 Benny Cunningham, 2014-16
  Drew Hill, 1979-81
  Barry Redden, 1982-84
  Tony Horne, 1998-00
- 2 Woodley Lewis, 1953-54
  Carver Shannon, 1963-64
  Ron Smith, 1968-69
  Vernon Turner, 1991-92
  Arlen Harris, 2003-04
  Dante Hall, 2007-08
  Danny Amendola, 2009-10

KICKOFF RETURN TOTALS

Career
- 171 Drew Hill, 1979-84
- 169 Ron Brown, 1984-89, 1991
- 143 Tony Horne, 1998-2000

Season
- 66 Danny Amendola, 2009
- 60 Drew Hill, 1981
- 57 Tony Horne, 2000

Season, Rookie
- 56 Tony Horne, 1998
- 51 Arlen Harris, 2003
- 49 David Thompson, 1997

Game
- 9 Danny Amendola, at Tennessee, 12/13/09
- 8 Tony Horne, at Kansas City, 10/22/00
  Chris Johnson, at Indianapolis, 10/17/05
  Derek Stanley, vs. Pittsburgh, 12/20/07
  Danny Amendola, vs. Green Bay, 9/27/09
- 7 Many times, last by Danny Amendola, vs. Atlanta, 11/21/10

Game, Opponent
- 8 DeRon Jenkins, vs. San Diego, 10/1/00
  Bethel Johnson, at Minnesota, 12/31/06
  Pierre Thomas, at New Orleans, 11/11/07
- 7 Tim Dwight, at Atlanta, 10/17/99
  Dino Philyaw, vs. New Orleans, 11/28/99
  Dino Philyaw, at New Orleans, 12/12/99
  Steve Smith, vs. Carolina, 11/11/01
  Maurice Morris, vs. Seattle, 10/20/02
  Kevin Kasper, vs. Arizona, 12/15/02
- 6 Many times, last by LaRod Stephens-Howling, vs. Arizona, 12/5/10

KICKOFF RETURN YARDS

Career
- 3,918 Ron Brown, 1984-89, 1991
- 3,577 Tony Horne, 1998-2000
- 3,438 Drew Hill, 1979-84

Season
- 1,618 Danny Amendola, 2009
- 1,379 Tony Horne, 2000
- 1,306 Tony Horne, 1998

Season, Rookie
- 1,306 Tony Horne, 1998
- 1,175 Arlen Harris, 2003
- 1,110 David Thompson, 1997

Game
- 267 Tony Horne, at Kansas City, 10/22/00
- 229 Derek Stanley, vs. Pittsburgh, 12/20/07
- 217 Danny Amendola, at Tennessee, 12/13/09

Game, Opponent
- 304 Tyrone Hughes, at New Orleans, 10/23/94
- 294 Wally Triplett, vs. Detroit, 10/29/50
- 252 Steve Smith, vs. Carolina, 11/11/01

Longest Kickoff Return
- 105t Jon Arnett, vs. Detroit, 10/29/61
  Travis Williams, vs. New Orleans, 12/5/71
- 103t Tom Wilson, at Baltimore, 11/25/56
  Tony Horne, vs. Atlanta 10/15/00
  Pharoh Cooper, at Jacksonville, 10/15/17
- 102t Tony Horne, vs. Atlanta, 11/29/98
- 102 Benny Cunningham, vs. TB 12/17/15

Longest Kickoff Return, Opponent
- 105t Abe Woodson, vs. San Francisco, 11/8/53
  Stefan Logan, at Detroit, 10/10/10
- 104t Travis Williams, vs. Green Bay, 12/9/67
- 103t Russ Craft, vs. Philadelphia, 10/7/50

KICKOFF RETURN AVERAGE YARDAGE

Career (Min. 75 returns)
27.1 Benny Cunningham, 2013-present (95-2,575)
26.3 Ron Brown, 1984-89, 91 (149-3,918)
24.7 Tony Horne, 1998-2000 (143-3,575)
23.8 Woodley Lewis, 1950-55 (109-2,575)

Season (Qualifiers)
33.7 Verda (V.T.) Smith, 1950 (22-742)
32.8 Ron Brown, 1985 (28-918)
31.8 Tom Wilson, 1956 (15-477)

Season, Rookie (Qualifiers)
31.8 Tom Wilson, 1956 (15-477)
28.0 Jon Arnett, 1957 (18-504)
27.1 Ron Waller, 1955 (17-461)

Game (3 returns)
51.7 Tommy Wilson, vs. Green Bay, 12/6/59
51.5 Tony Horne, vs. Atlanta, 11/29/98
50.3 Verda (V.T.) Smith, vs. Detroit 10/29/50

Game, Opponent (3 returns)
73.5 Wally Triplett, vs. Detroit, 10/29/50
52.7 Abe Woodson, vs. San Francisco, 11/8/53
51.8 Joe Scott, at New York Giants, 11/14/78

KICKOFF RETURN TOUCHDOWNS

Career
4 Ron Brown, 1984-89, 1991
Tony Horne, 1998-2000
3 Verda (V.T.) Smith, 1949-53
Cullen Bryant, 1973-82, 1987
2 Jon Arnett, 1957-63

Season
3 Verda (V.T.) Smith, 1950
Ron Brown, 1985
2 Tony Horne, 1999
1 Many times, last by Pharoh Cooper, 2017

Game
†2 Ron Brown, vs. Green Bay, 11/24/85
1 Many times, last by Pharoh Cooper, at Jax, 10/15/17

Game, Opponent
2 Tyrone Hughes, at New Orleans, 10/23/94
Devin Hester, vs. Chicago, 12/11/06
1 Many times, last by Knile Davis, at Kansas City, 10/16/14

FIELD GOAL RETURNS

Longest Field Goal Return
99t Jerry Williams, vs. Green Bay, 12/16/51

Longest Field Goal Return, Opponent
83t Kevin Ross, vs. Atlanta, 10/12/95

COMBINED KICK RETURNS - MOST RETURNS

Career
215 Woodley Lewis, 1950-55
207 Danny Amendola, 2009-12
183 Tavon Austin, 2013-present

Season
97 Danny Amendola, 2009
90 Danny Amendola, 2010
88 Alvin Haymond, 1970
Todd Kinchen, 1995

COMBINED KICK RETURNS - YARDS GAINED

Game
294 Woodley Lewis, at Detroit, 10/18/53
267 Tony Horne, at Kansas City, 10/22/00
262 Dante Hall, at Dallas, 9/30/07

Game, Opponent
347 Tyrone Hughes, at New Orleans, 10/23/94
294 Wally Triplett, vs. Detroit, 10/29/50
267 Steve Smith, vs. Carolina, 11/11/01

COMBINED KICK RETURNS - TOUCHDOWNS

Career
4 Verda (V.T.) Smith, 1949-53
Woodley Lewis, 1950-55
LeRoy Irvin, 1980-89
Henry Ellard, 1983-91
Ron Brown, 1984-89, 1991
Tony Horne, 1998-2000
3 Jon Arnett, 1957-63
Cullen Bryant, 1973-82, 1987
Eddie Kennison, 1996-1998
2 Fred Gehrke, 1940, 1945-49
Tom Kalmanir, 1949-51
Todd Kinchen, 1992-95
Az-Zahir Hakim, 1998-2001

COMBINED NET YARDAGE - ATTEMPTS

Includes rushing, receiving, interception returns, kickoff returns, punt returns, and fumble returns.

Career
2,806 Steven Jackson, 2004-12
1,919 Marshall Faulk, 1999-2006
1,648 Eric Dickerson, 1983-87

Season
442 Eric Dickerson, 1983
436 Steven Jackson, 2006
432 Eric Dickerson, 1986

Season, Rookie
442 Eric Dickerson, 1983
320 Jerome Bettis, 1993
250 Todd Gurley II, 2015

Game
44 Jerome Bettis, vs. Chicago, 1/2/94 (ru 39, re 5)
39 Five times, last by Steven Jackson, vs. Washington, 12/24/06 (ru 33, re 6)
38 Jerome Bettis, at Kansas City, 9/25/94 (ru 35, re 2)

COMBINED NET YARDAGE - YARDS

Career
14,311 Isaac Bruce, 1994-2007
13,538 Steven Jackson, 2004-12
12,732 Torry Holt, 1999-2008

Season
2,429 Marshall Faulk, 1999
2,401 Steven Jackson, 2006
2,259 Eric Dickerson, 1984

Season, Rookie
2,212 Eric Dickerson, 1983
1,801 Eddie Kennison, 1996
1,673 Jerome Bettis, 1993

Game
336 Willie Anderson, at New Orleans, 11/26/89
314 Tavon Austin, at Indianapolis, 11/10/13
303 Jim Benton, vs. Detroit, 11/22/45
286 Marshall Faulk, vs. Atlanta, 10/15/00

INTERCEPTIONS

Career
46 Ed Meador, 1959-70
37 Nolan Cromwell, 1977-87
34 LeRoy Irvin, 1980-89

Season
*14 Dick (Night Train) Lane, 1952
12 Woodley Lewis, 1950
11 Will Sherman, 1955

Season, Rookie
*14 Dick (Night Train) Lane, 1952
12 Woodley Lewis, 1950
9 George Sims, 1949
Don Burroughs, 1955

Game
3 Many times, last by Keith Lyle, at Atlanta, 12/15/96
2 Many times, last by Cory Littleton, vs. SF, 12/30/18

Game, Opponent
4 Dave Baker, vs. San Francisco, 12/4/60
3 Many times, last by Adrian Wilson and Kerry Rhodes, vs. Arizona, 9/12/10
2 Many times, last by Patrick Peterson, at Arizona, 11/9/14

Consecutive Games Intercepted By
6 Will Sherman, 1954-55
5 Dick (Night Train) Lane, 1952
4 Nolan Cromwell, 1980
Kirk Collins, 1983
Oshiomogho Atogwe, 2007
Trumaine Johnson, 2015

INTERCEPTION YARDS GAINED

Career
671 Nolan Cromwell, 1977-87
654 LeRoy Irvin, 1980-89
547 Ed Meador, 1959-70

Season
298 Dick (Night Train) Lane, 1952
275 Woodley Lewis, 1950
205 Travis Fisher, 2003

Season, Rookie
298 Dick (Night Train) Lane, 1952
275 Woodley Lewis, 1950
152 Jack Morris, 1958

Game
107 Aaron Martin, vs. San Francisco, 10/18/64
106 Anthony Parker, vs. Jacksonville, 10/20/96
99 Johnnie Johnson, vs. Green Bay, 9/21/80
Janoris Jenkins at San Diego, 11/23/14

Game, Opponent
111 Ace Parker, vs. Brooklyn, 11/17/40
108 Felix Wright, vs. Cleveland, 10/26/87
105 Malcolm Jenkins, at New Orleans, 12/12/10

Longest Returns
99t Johnnie Johnson, vs. Green Bay, 9/21/80
99t Janoris Jenkins, at San Diego, 11/23/14
98t Alec Ogletree, at Houston, 10/13/13
97t Herb Rich, vs. Dallas Texans, 11/2/52
Bobby Smith, vs. San Francisco, 10/18/64
95t Will Sherman, vs. Green Bay, 12/16/56

Longest Return, Opponent
101t Richie Pettibon, at Chicago, 12/9/62
Henry Carr, vs. New York Giants, 11/13/66
99t Tim Lewis, at Green Bay, 11/18/84
Dominique Rodgers-Cromartie, at Arizona, 12/7/08
97t Reggie Rutland, at Minnesota, 12/15/91

INTERCEPTION TOUCHDOWNS

Career
5 Ed Meador, 1959-70
LeRoy Irvin, 1980-89
Janoris Jenkins, 2012-2015
4 Jack Pardee, 1957-70
Jim Youngblood, 1973-84
Rod Perry, 1975-82
Nolan Cromwell, 1977-87
Johnnie Johnson, 1980-89

Season
3 Monte Jackson, 1976
Rod Perry, 1978
Janoris Jenkins, 2012

FUMBLES - OPPONENTS' FUMBLES RECOVERED

Career
19 Johnnie Johnson, 1980-89
18 Ed Meador, 1959-70
17 Nolan Cromwell, 1977-87

Season
5 Andy Robustelli, 1955
Bill Jabko, 1959
Ed Meador, 1961
Johnnie Johnson, 1981
Brian Young, 2003
4 Many times, last by Anthony Parker, 1995
3 Many times, last by William Hayes, 2013

Longest Fumble Return
98t Toby Wright, at New Orleans, 10/23/94
94t Keith Lyle, at Atlanta, 9/24/00
93t Adam Archuleta, vs. Tampa Bay, 10/18/04

Longest Fumble Return, Opponent
85t Eric Hill, vs. Phoenix, 9/1/91
84t Larry Brink, vs. Chicago Bears, 11/28/54
82t Donnie Edwards, vs. San Diego, 11/10/02

FUMBLES - OPPONENTS' FUMBLES RET. FOR TD

Career
2 Jack Dwyer, 1952-54
Toby Wright, 1994-97
Leonard Little, 1998
1 Mike Jones, 1997-2000
Devin Bush, 1999-2001
Dre' Bly, 1999-2002
Aeneas Williams, 2001-04
Adam Archuleta, 2001-05
Victor Adeyanju, 2006
Oshiomogho Atogwe, 2008
Janoris Jenkins, 2012
Daren Bates, 2013
Chris Long, 2013
Robert Quinn, 2013
Rodney McLeod, 2015
Akeem Ayers, 2015
Ethan Westbrooks, 2016
Samson Ebukam, 2018

SACKS

Career (Unofficial)
159.5 David (Deacon) Jones, 1961-71
151.5 Jack Youngblood, 1971-84
94.0 Merlin Olsen, 1962-76

Season
22.0 David (Deacon) Jones, 1964 - unofficial
David (Deacon) Jones, 1968 - unofficial
20.5 Aaron Donald, 2018
19.0 Robert Quinn, 2013
18.0 Jack Youngblood, 1979

Season, Rookie
9.0 Aaron Donald, 2014
8.0 David (Deacon) Jones, 1961
6.0 Kevin Carter, 1995
5.0 Sean Gilbert, 1992
Robert Quinn, 2011

Game
5.0 Gary Jeter, at Los Angeles Raiders, 9/18/88
4.5 Kevin Greene, at San Francisco, 12/18/88
4.0 Aaron Donald, at San Francisco, 10/21/18
Sean Gilbert, vs. Pittsburgh, 9/12/93
Leonard Little, vs. Minnesota, 11/30/03
3.0 Many Times, last Aaron Donald, at Arizona, 12/23/18

Game, Opponent
4.0 Edmund Nelson, vs. Pittsburgh, 9/16/84
Roy Barker, vs. San Francisco 10/25/98
Darryl Tapp, at Seattle 10/21/07
3.0 Many times, last by Chris Clemons, vs. Seattle, 11/20/11

TACKLES - COMBINED TACKLES

Career
1,015 James Laurinaitis, 2009-2015
915 Merlin Olsen, 1962-76
897 Jack Reynolds, 1970-80
896 David (Deacon) Jones, 1961-71

Season
193 London Fletcher, 2000
189 London Fletcher, 2001
185 Jim Collins, 1984

BLOCKED PUNTS

Career
10 Ed Meador, 1959-70
8 Jack Youngblood, 1971-84
David (Deacon) Jones, 1961-71
6 Ivory Sully, 1979-84
Nolan Cromwell, 1977-87

Season
4 Ed Meador, 1964
3 Ed Meador, 1962
Irv Cross, 1966
Tony Guillory 1967
Nolan Cromwell, 1987
2 Cory Littleton, 2018

TEAM RECORDS

GAMES WON

Most Consecutive Games Won (Including postseason)
11 1969
8 1952, 1967, 2001, 2018
7 1978, 1985, 1999, 2003

Most Games Won, Season (Regular Season)
14 2001
13 1999, 2018
12 1973, 1975, 1978, 2003, 2018

Most Consecutive Games Won, Season (Including postseason)
11 1969
8 1952, 1967, 2001, 2018
7 1978, 1985, 1999, 2003

Most Consecutive Home Games Won (Regular Season)
15 2002-04
13 1998-2000
11 1973-74, 1976-78

Most Consecutive Road Games Won (Regular Season)
9 2000-02
7 1967-68
1968-69
1975-76
2017-18

GAMES LOST

Most Consecutive Games Lost (Regular Season)
17 2008-09
12 1937-38, 1959-60
11 1991-92

Most Consecutive Home Games Lost (Regular Season)
14 2008-10
11 1961-63
8 1997-98

Most Consecutive Away Games Lost (Regular Season)
12 1991-92
10 1961-62
9 1956-57, 1964-65, 2008-09

SCORING

Most Points, Season
540 2000
527 2018
526 1999

Most Points, Opponent, Season
471 2000
465 2008
438 2007

Fewest Points, Season
75 1937
116 1941
131 1938

Fewest Points, Opponent, Season
135 1975
136 1945
146 1977

Most Points, Game
70 vs. Baltimore, 10/22/50
65 vs. Detroit, 10/29/50
59 vs. Atlanta, 12/4/76
vs. Atlanta, 11/10/96

Most Points, Opponent, Game
56 at Philadelphia, 10/8/50
at Baltimore, 11/25/56
55 vs. Tampa Bay, 9/19/19
54 at Kansas City, 10/22/00

Most Points, Both Teams, Game
105 Rams 54, Kansas City 51, 11/19/18
97 Rams 70, Baltimore 27, 10/22/50
95 Rams 40, Tampa Bay 55, 9/29/19
89 Rams 52, New York Giants 37, 11/14/48
Rams 65, Detroit 24, 10/29/50

Fewest Points, Both Teams, Game
6 Many times, last at New Orleans 6, Rams 0, 11/9/86
7 vs. Chicago Cardinals 7, Rams 0, 11/23/41
at Chicago Cardinals 7, Rams 0, 9/13/42
9 at Green Bay 6, Rams 3, 11/14/65
Rams 9, at Cleveland 0, 11/27/77

Most Points Overcome to Win Game
24 at Tampa Bay, 12/6/92, (trailed 3-27, won 31-27)
22 at Green Bay, 10/12/52, (trailed 6-28, won 30-28)
21 at Green Bay, 11/17/57, (trailed 3-24, won 31-27)
at Houston, 11/27/05, (trailed 3-24, won 33-27)

Most Points, Opponent, Overcome to Win Game
23 at Green Bay, 9/12/82, (trailed 23-0, won 35-23)
21 vs. Denver, 12/12/82, (trailed 21-0, won 27-24)
vs. Dallas, 9/21/14, (trailed 21-0, won 34-31)
18 vs. New Orleans, 10/28/01, (trailed 24-6, won 34-31)

Most Points Overcome to Tie Game
28 vs. Philadelphia, 10/3/48, (trailed 0-28, tied 28-28)
17 at Chicago Cardinals, 11/15/53, (trailed 17-0, tied 24-24)
14 at Chicago Bears, 10/13/46, (trailed 24-10, tied 24-24)
at Chicago Cardinals, 11/20/49, (trailed 28-14, tied 28-28)
at Minnesota, 11/25/62 ,(trailed 24-10, tied 24-24)

Most Points, First Half
44 vs. Green Bay, 9/21/80
38 vs. Green Bay, 9/24/89
vs. Oakland, 11/30/14
36 vs. St. Louis, 12/15/85

Most Points, Opponent, First Half
42 at Baltimore, 11/25/56
40 at New York Jets, 11/9/08
38 at San Francisco, 10/28/51

Most Points, Both Teams, First Half
55 vs. New York Yanks, 11/18/51 (Rams 34, Yanks 21)
vs. Detroit, 10/30/60 (Rams 34, Lions 21)
51 vs. Green Bay, 9/21/80 (Rams 44, Packers 7)
50 vs. Atlanta, 10/15/00 (Rams 29, Falcons 21)

Most Points, Second Half
41 vs. Detroit, 10/29/50
38 vs. Chicago, 11/4/51
35 vs. Baltimore, 10/22/50
vs. Green Bay, 12/3/50
vs. Atlanta, 12/4/76

Most Points, Opponent, Second Half
35 vs. Minnesota, 11/17/72
at Green Bay, 9/12/82
33 vs. St. Louis, 9/23/60
31 vs. Cleveland, 10/7/51
vs. San Francisco, 10/23/83
vs. Green Bay, 9/24/89

Most Points, Both Teams, Second Half
59 vs. Kansas City, 11/19/18 (Rams 31, Chiefs 28)
56 vs. Minnesota, 11/17/72 (Vikings 35, Rams 21)
55 vs. Detroit, 10/29/50 (Rams 41, Lions 14)
at New York Giants, 11/19/50 (Giants 28, Rams 27)

Most Points, First Quarter
26 vs. Green Bay, 12/12/53
24 vs. Seattle, 10/31/76
vs. New England, 11/2/80
21 Many times, last vs. Oakland, 11/30/14

Most Points, Opponent, First Quarter
28 at Oakland, 10/29/72
21 Twice, last vs. Baltimore, 9/25/11
20 at Kansas City, 10/22/00

Most Points, Both Teams, First Quarter
34 vs. Baltimore, 10/22/50 (Rams 21, Colts 13)
33 vs. Green Bay, 12/12/53 (Rams 26, Packers 7)
28 vs. New Orleans, 12/5/71 (Rams 21, Saints 7)
at Oakland, 10/29/72 (Raiders 28, Rams 0)
vs. Dallas, 10/19/08 (Rams 21, Cowboys 7)
vs. Chicago, 11/24/13 (Rams 21, Bears 7)

Most Points, Second Quarter
37 vs. Green Bay, 9/21/80
28 at New Orleans, 10/7/79
at Atlanta, 12/9/79
vs. Green Bay, 9/24/89
vs. Indianapolis, 12/30/01
24 vs. Green Bay, 12/14/58

vs. Detroit, 10/30/60
vs. Pittsburgh, 9/22/68

Most Points, Opponent, Second Quarter
28 Many times, last at San Francisco, 11/16/08
24 vs. Arizona, 11/2/08
23 vs. Minnesota, 12/16/12

Most Points, Both Teams, Second Quarter
45 vs. Detroit, 10/30/60 (Rams 24, Lions 21)
44 vs. Green Bay, 9/21/80 (Rams 37, Packers 7)
42 at Detroit, 10/12/58 (Rams 21, Lions 21)

Most Points, Third Quarter
*41 vs. Detroit, 10/29/50
28 vs. Chicago Cards, 11/11/51
21 Many times, last vs. Houston, 11/12/17

Most Points, Opponent, Third Quarter
25 vs. New Orleans, 10/28/01
21 Many times, last at Dallas, 9/30/07
20 Three times, last vs. San Francisco, 10/22/95

Most Points, Both Teams, Third Quarter
48 vs. Detroit, 10/29/50 (Rams 41, Lions 7)
31 at New York Giants, 11/14/48 (Giants 21, Rams 10)
at Chicago, 11/3/86 (Rams 17, Bears 14)
28 Many times, last at Cleveland, 12/12/90 (Rams 14, Browns 14)

Most Points, Fourth Quarter
28 vs. Chicago, 10/26/52
vs. San Francisco, 12/30/02
24 at Green Bay, 10/12/52
at Green Bay, 10/18/59
at Atlanta, 11/19/67
21 Many times, last vs. New Orleans, 10/23/05

Most Points, Opponent, Fourth Quarter
28 vs. San Francisco, 10/23/83
23 at Oakland, 12/18/82
22 vs. Arizona, 11/20/05
at New Orleans, 11/11/07

Most Points, Both Teams, Fourth Quarter
38 at New York Yanks, 11/19/50 (Yanks 21, Rams 17)
35 vs. Minnesota, 11/17/72 (Vikings 21, Rams 14)
vs. San Francisco, 10/23/83 (49ers 28, Rams 7)
vs. Kansas City, 11/19/18 (Chiefs 21, Rams 14)

TOUCHDOWNS

Most Touchdowns, Season
67 2000
66 1999
64 1950

Fewest Touchdowns, Season
10 1937
16 1941
17 2009

Most Touchdowns, Game
†10 vs. Baltimore, 10/22/50
9 vs. Detroit, 10/29/50
8 Five times, last vs. Atlanta 11/10/96

Most Touchdowns, Opponents, Game
8 at Philadelphia, 10/8/50
at Baltimore, 11/25/56
7 at San Francisco, 12/27/87
at Kansas City, 10/22/00
at Kansas City, 12/8/02
at New Orleans, 11/27/16
vs. Kansas City, 11/19/18
6 Many times, last vs. Tampa Bay, 9/29/19

Most Touchdowns, Both Teams, Game
14 vs. Baltimore, 10/22/50 (Rams 10, Colts 4)
vs, Kansas City, 11/19/18 (Rams 7, Chiefs 7)
12 at New York Giants, 11/14/48 (Rams 7, Giants 5)
vs. Washington, 12/11/49 (Rams 8, Redskins 4)
vs. Detroit, 10/29/50 (Rams 9, Lions 3)
at Kansas City, 10/22/00 (Chiefs 7, Rams 5)
11 Six times, last vs. San Francisco, 10/23/83 (49ers 6, Rams 5)

POINT AFTER TOUCHDOWNS

Most Points After Touchdowns, Season
64 1999
59 1950
58 2000, 2001

Most Points After Touchdowns, Game
*10 vs. Baltimore, 10/22/50
8 vs. Detroit, 10/29/50
vs. San Francisco, 11/9/58
vs. Atlanta, 11/10/96
7 Many times, last vs. Oakland, 11/30/14

Most Points After Touchdowns, Opponent, Game
8 at Philadelphia, 10/8/50
at Baltimore, 11/25/56
7 at San Francisco, 12/27/87
at Kansas City, 12/8/02
at New Orleans, 11/27/16
6 Many times, last vs. Kansas City, 11/19/18

TWO-POINT CONVERSIONS

Most Two-Point Conversions, Season
5 2012, 2018
4 1998, 2000, 2004
3 2013, 2018
2 1994, 1995, 1996, 1999, 2001, 2005

Most Two-Point Conversions, Opponents, Season
7 1997
3 1994, 2000
2 1988, 2007, 2015

Most Two-Point Conversions, Game
*4 vs. Atlanta, 10/15/00
3 vs. Arizona 9/16/18

Most Two-Point Conversions, Opponent, Game
2 at New Orleans, 11/11/07
1 Many times, last vs. San Francisco, 12/30/18

Most Two-Point Conversion Attempts, Season
9 2000
6 1995, 2012
5 1994, 2018

Most Two-Point Conversion Attempts, Opponent, Season
8 1997
6 2000
4 1994, 2007

FIELD GOALS

Most Field Goals Attempted, Season
49 1966
47 1973
45 1970

Most Field Goals Attempted, Opponent, Season
39 2007
38 2010
37 1993, 2011, 2012

Most Field Goals Attempted, Game
7 vs. Detroit, 12/9/51
vs. Denver, 9/10/06
at Dallas, 10/1/17
6 Many times, last at New Orleans, 11/26/72
5 Many times, last vs. New Orleans, 11/26/17

Most Field Goals Attempted, Opponent,Game
7 vs. Baltimore, 12/4/54
vs. Minnesota, 11/5/89
6 Many times, last vs. New Orleans, 9/26/04
5 Many times, last at Baltimore, 11/22/15

Most Field Goals Made, Game
7 at Dallas, 10/1/17
6 vs. Denver, 9/10/06
5 vs. Detroit, 12/9/51
vs. San Diego, 10/1/00
vs. Denver, 11/16/14
4 Many times, last vs. New Orleans, 11/26/17

Most Field Goals Made, Opponent, Game
7 vs. Minnesota, 11/5/89
5 vs. Dallas, 12/21/87
vs. New Orleans, 9/26/04
at Baltimore, 10/14/07
vs. Minnesota, 12/16/12
4 Many times, last at Tampa Bay, 10/24/10

SAFETIES

Most Safeties, Game
*3 vs. New York Giants, 9/30/84
2 vs. Green Bay, 10/21/73
2 at Arizona, 11/6/11
1 Many times, last vs. Green Bay, 10/28/18

*NFL Record
† Ties NFL Record

Most Safeties, Game, Opponent
2 at San Francisco, 9/8/96
1 Many times, last at Chicago, 12/9/18

FIRST DOWNS

Most First Downs, Season
401 2018
380 2000
357 2001

Most First Downs, Opponent, Season
337 2013
333 1994
2009
329 1996

Fewest First Downs, Season
88 1937
101 1938
103 1942

Fewest First Downs, Opponent, Season
116 1944
124 1939
129 1945

Most First Downs, Game
38 vs. New York Giants, 11/13/66
36 vs. Tampa Bay, 9/29/19
34 vs. New York Yanks, 9/28/51
vs. Arizona, 9/28/03

Most First Downs, Opponent, Game
36 vs. Jacksonville, 10/20/96
32 at San Francisco, 11/20/94
31 at New Orleans, 11/4/2018
30 vs. Phoenix, 10/2/88

Most First Downs, Both Teams, Game
58 vs. Chicago Bears, 10/24/54 (Rams 30, Bears 28)
57 at New York Yanks, 11/19/50 (Rams 32, Yanks 25)
55 vs. Buffalo, 12/10/95 (Bills 28, Rams 27)
vs. Minnesota, 12/10/00 (Rams 32, Vikings 23)

Fewest First Downs, Game
2 vs. Washington, 11/21/37
3 Four times, last at Detroit, 9/24/40
4 Four times, last at Detroit, 12/14/69

Fewest First Downs, Opponent, Game
1 at Seattle, 11/4/79
2 vs. Atlanta, 9/23/73
4 vs. Chicago Cardinals, 9/17/38
vs. Chicago Cardinals, 10/22/39

Fewest First Downs, Both Teams, Game
12 vs. Chicago Cards, 10/3/37 (Rams 3, Cardinals 9)
13 at Detroit, 10/15/44 (Rams 7, Lions 7)
15 Many times, last at San Francisco, 11/21/76 (Rams 8, 49ers 7)

Most First Downs, Rushing, Season
177 1973
148 1983
144 1980

Fewest First Downs, Rushing, Season
†36 1942
51 1944
61 1982

Fewest First Downs, Rushing, Opponent, Season
53 1999
63 1966
64 1966, 1970

Most First Downs, Rushing, Game
21 at New Orleans, 11/25/73
19 vs. Atlanta, 12/4/76
18 Three times, last at Seattle, 11/4/79

Most First Downs, Rushing, Game, Opponent
20 at Washington, 11/25/51
18 vs. New Orleans, 12/16/79
vs. Detroit, 9/7/80
17 at Detroit, 10/12/58

Fewest First Downs, Rushing, Game
0 at San Francisco, 12/6/64
vs. New York Jets, 11/15/70
at Detroit, 11/17/91
at Kansas City, 12/8/02

Fewest First Downs, Rushing, Opponent, Game
0 Many Times, last at Indianapolis, 11/10/13
1 Many Times, last vs. Arizona, 9/16/18
2 Many times, last vs. Oakland, 11/30/14

Most First Downs, Passing, Season
247 2000
236 2001
2018

Most First Downs, Passing, Opponent, Season
203 2013
198 1944
197 2012

Fewest First Downs, Passing, Season
23 1937
43 1944
44 1941

Fewest First Downs, Passing, Opponent, Season
28 1937
41 1938, 1944
43 1939

Most First Downs, Passing, Game
27 vs. Tampa Bay, 9/29/19
23 vs. Minnesota, 12/16/12
22 at New York Giants, 10/2/05
21 Many times, last vs. Kansas City, 11/19/18

Most First Downs, Opponent, Passing,Game
24 vs. Jacksonville, 10/20/96, vs. New Orleans 12/15/13
23 at Detroit Lions, 9/9/12
22 vs. Minnesota, 9/27/18

Fewest First Downs, Passing, Game
0 at San Francisco, 10/10/71
1 Many times, last vs. SF, 10/13/18
2 Many times, last at New Orleans, 9/15/91

Fewest First Downs, Passing, Opponent, Game
0 at Pittsburgh, 11/13/49
vs. Atlanta, 9/23/73
1 Many times, last at Seattle, 11/4/79
2 Many times, last vs. Atlanta, 10/26/86

Most First Downs, Penalty, Season
36 1998
35 2013
31 1990, 2018
29 1981, 2010, 2011, 2017, 2018

Most First Downs, Penalty, Opponent, Season
47 2013
40 2016
36 2018

Fewest First Downs, Penalty, Season
5 1953
6 1938
7 1940, 1942

Fewest First Downs, Penalty, Opponent, Season
4 1938, 1940
5 1937
6 1944

NET YARDS GAINED - RUSHING/PASSING

Most Yards Gained, Season
7,075 2000
6,738 2018
6,690 2001

Most Yards Gained, Opponent, Season
5,965 2009
5,950 2008
5,885 2015

Fewest Yards Gained, Season
1,794 1937
2,253 1938
2,286 1941

Fewest Yards Gained, Opponent, Season
2,519 1945
2,717 1937
2,785 1939

Most Yards Gained, Game
735 vs. New York Yanks, 9/28/51
614 vs. San Diego, 10/1/00
613 at New York Yanks, 11/19/50

Most Yards Gained, Opponent, Game
582 vs. Cincinnati, 10/7/90
574 at Baltimore, 11/25/56

546 vs. Kansas City, 11/19/18

Most Yards Gained, Both Teams, Game

*1,113 at New York Yanks, 11/19/50 (Rams 636, Yanks 497)
1,001 vs. Kansas City, 11/19/18 (Rams 455, Chiefs 546)
995 vs. San Diego, 10/1/00 (Rams 614, Chargers 381)

Fewest Yards Gained, Game

58 at Chicago Bears, 11/29/42
81 vs. Chicago Cards 10/3/37
86 vs. Washington, 11/21/37

Fewest Yards Gained, Opponent, Game

*-7 at Seattle, 11/4/79
63 vs. Green Bay, 10/21/73
68 at Chicago Cards, 10/22/39

Most Consecutive Games, 300 or More Yards

30 2000-02
29 1949-51
22 1999-2000

RUSHING ATTEMPTS

Most Rushing Attempts, Season

659 1973
621 1977
615 1980

Most Rushing Attempts, Game

65 at Minnesota, 9/19/76
63 at Seattle, 11/4/79
61 vs. New Orleans, 10/16/77

RUSHING YARDS

Most Yards Gained Rushing, Season

2,925 1973
2,864 1984
2,799 1980

Most Yards Gained Rushing, Opponent, Season

2,475 2008
2,440 1961
2,427 2011

Fewest Yards Gained Rushing, Season

798 1938
875 1942
929 1941

Fewest Yards Gained Rushing, Opponent, Season

1,119 1967
1,189 1999
1,202 1982

Most Yards Gained Rushing, Game

371 at New York Yanks, 11/18/51
340 at New Orleans, 11/25/73
337 vs. Carolina, 11/11/01

Most Yards Gained Rushing, Opponent, Game

352 at Washington, 11/25/51
330 at Cleveland, 11/24/57
vs. Detroit, 9/7/80
307 vs. New Orleans, 11/18/81

Most Yards Gained Rushing, Both Teams, Game

*595 vs. New York Yanks, 11/18/50 (Rams 371, Yanks 224)
548 vs. Minnesota 11/5/61 (Rams 295, Vikings 253)
506 at Green Bay, 10/22/44 (Packers 294, Rams 212)

Fewest Yards Gained Rushing, Game

-29 at Washington, 10/11/42
6 vs. Arizona, 11/20/05
10 at Chicago Bears, 11/29/42

Fewest Yards Gained Rushing, Opponent, Game

1 vs. Chicago Bears, 10/26/52
6 vs. New York Giants, 11/12/89
8 vs. New York Giants, 9/30/84

Fewest Yards Gained Rushing, Both Teams, Game

62 at San Francisco, 12/6/64 (Rams 15, 49ers 47)
78 at Detroit, 11/7/99 (Rams 57, Detroit 21)
82 vs. New Orleans, 9/6/98 (Rams 47, New Orleans 35)

RUSHING TOUCHDOWNS

Most Touchdowns Rushing, Season

28 1950
26 2000
24 1954

Most Touchdowns Rushing, Opponent, Season

26 1961, 2008
24 2009
22 1992, 1996, 2005

Most Touchdowns, Rushing, Game

7 vs. Atlanta, 12/4/76
6 vs. New York Yanks, 11/18/51
5 vs. Chicago, 10/24/54
at Detroit, 10/12/58
vs. Minnesota, 12/10/00

Most Touchdowns, Rushing, Opponent, Game

6 vs. Cleveland, 11/24/57
5 vs. Detroit, 10/30/60
vs. Detroit, 9/7/80
at Pittsburgh, 11/3/96
4 Many times, last at Indianapolis, 10/17/05

Most Touchdowns Rushing, Both Teams, Game

8 vs. New York Yanks, 11/18/51 (Rams 6, Yanks 2)
7 at Cleveland, 11/24/57 (Rams 1, Browns 6)
at Detroit, 10/12/58 (Rams 5, Lions 2)
vs. Atlanta, 12/4/76 (Rams 7, Falcons 0)
vs. Detroit, 9/7/80 (Rams 2, Lions 5)
6 Many times, last at Tampa Bay, 12/18/00 (Rams 3, Buccaneers 3)

PASSING ATTEMPTS

Most Passes Attempted, Season

635 2002
632 1995
600 2003

Fewest Passes Attempted, Season

168 1937
199 1945
208 1944

Most Passes Attempted, Game

62 at New York Giants, 10/2/05
61 vs. Buffalo, 12/10/95
56 at San Francisco, 9/11/05

Most Passes Attempted, Opponent, Game

64 vs. Philadelphia, 11/6/49
58 at Arizona, 9/29/96
vs. Atlanta, 12/2/07
at Tampa Bay, 9/25/16

Most Passes Attempted, Both Teams, Game

97 vs. Chicago, 12/26/99 (Bears 55, Rams 42)
at New York Giants, 10/2/05 (Rams 62, Giants 35)
96 vs. Cardinals, 9/12/10 (Cardinals 41, Rams 55)
95 vs. Kansas City, 11/19/18 (Rams 49, Chiefs 46)

Fewest Passes Attempted, Game

4 vs. Detroit, 9/10/37
6 vs. Chicago Cards, 11/5/39
at New York Giants, 11/10/40
8 vs. Chicago Bears, 10/9/38
at San Francisco, 11/21/76

Fewest Passes Attempted, Opponent, Game

†0 vs. Detroit, 9/10/37
at Pittsburgh, 11/13/49
6 at Brooklyn, 9/20/39
7 vs. Chicago Cards, 11/5/39
vs. Baltimore, 12/18/65

Fewest Passes Attempted, Both Teams, Game

4 vs. Detroit, 9/10/37 (Rams 4, Lions 0)
24 vs. Atlanta, 9/23/73 (Rams 15, Falcons 9)
25 Many times, last at Pittsburgh, 11/13/49 (Rams 25, Steelers 0)

PASSING COMPLETIONS

Most Passes Completed, Season

408 2002
392 2005
380 2000

Most Passes Completed, Game

56 vs. Tampa Bay, 9/29/19
40 at New York Giants, 10/2/05
36 vs. San Diego, 11/10/02
35 vs. San Francisco, 10/27/85
at Seattle, 9/10/00
at Green Bay, 11/29/04
vs. Minnesota, 12/16/12
vs. Philadelphia, 12/16/18

Most Passes Completed, Opponent, Game

37 at New York Jets, 9/25/83
vs. Jacksonville, 10/20/96
at Arizona, 9/29/96
36 vs. New England, 11/16/86

vs. Chicago, 11/24/13
at Tampa Bay, 9/25/16
vs. Minnesota 9/27/18

Most Passes Completed, Both Teams, Game
73 vs. Tampa Bay, 9/29/19 (Rams 45, Bucs 28)
65 at Atlanta, 9/15/13 (Falcons 31, Rams 24)
64 vs. Kansas City, 11/19/18 (Rams 31, Chiefs 33)

Fewest Passes Completed, Game
1 Many times, last at New York Giants, 11/10/40
2 at San Francisco, 10/10/71
3 Many times, last at San Francisco, 11/21/76

Fewest Passes Completed, Opponent, Game
†0 vs. Pittsburgh, 11/13/49
2 Many times, last at Seattle, 11/4/79
3 Many times, last at Chicago, 9/24/72

Fewest Passes Completed, Both Teams, Game
1 vs. Detroit, 9/10/37 (Rams 1, Lions 0)
4 vs. Chicago Bears, 10/9/38 (Rams 1, Bears 3)
6 vs. Chicago Cards, 10/3/37 (Rams 3, Cardinals 3)
vs. Pittsburgh, 10/29/39 (Rams 1, Steelers 5)

PASSING YARDS

Most Yards Gained, Passing, Season
5,492 2000
4,903 2001
4,730 2018

Most Yards Gained, Passing, Opponent, Season
4,106 2018
4,085 2000
4,024 1989

Fewest Yards Gained, Passing, Season
839 1937
1,261 1944
1,352 1941

Fewest Yards Gained, Passing, Opponent, Season
883 1937
1,248 1938
1,249 1939

Most Yards Gained, Passing, Game
541 vs. New York Yanks, 9/28/51
517 vs. Tampa Bay, 9/29/19
506 vs. Chicago, 12/26/82

Most Yards Gained, Passing, Opponent, Game
483 vs. Cincinnati, 10/7/90
478 vs. Kansas City, 11/19/18
475 vs. San Francisco, 11/28/93

Most Yards Gained, Passing, Both Teams, Game
902 vs. Tampa Bay, 9/29/19 (Rams 517, Bucs 385)
891 vs. Kansas City, 11/19/18 (Rams 413, Chiefs 478)
887 vs. Minnesota, 9/27/18 (Rams 465, Vikings 422)

Fewest Yards Gained, Passing, Game
-18 at San Francisco, 10/10/71
-5 at Dallas Texans, 11/9/52
18 vs. Pittsburgh, 10/29/39

Fewest Yards Gained, Passing, Opponent, Game
-30 at Seattle, 11/4/79
-1 at Green Bay, 10/13/74
0 vs. Detroit, 9/10/37
at Pittsburgh, 11/13/49

Fewest Yards Gained, Passing, Both Teams, Game
20 vs. Detroit, 9/10/37 (Rams 20, Lions 0)
28 at Dallas Texans, 11/9/52 (Rams -5, Texans 33)
44 at San Francisco, 11/21/76 (Rams 26, 49ers 18)

PASSING COMPLETION PERCENTAGE

Highest Completion Percentage, Season
68.8 2001
66.2 2012
65.4 2005

Highest Completion Percentage, Opponent, Season
68.1 2013
66.8 2015
65.7 2012
65.1 2018

Highest Completion Percentage, Game (10 att.)
88.9 at San Francisco, 11/7/54
87.0 vs. San Francisco, 10/10/99
86.3 vs. Seattle, 10/19/14

Highest Completion Percentage, Opponent,Game (10 att.)
91.3 vs. Cleveland, 12/26/93
85.7 at Kansas City, 10/27/14
84.3 at Arizona, 12/9/13

PASSES HAD INTERCEPTED

Fewest Passes Had Intercepted, Season
7 1969, 2017
8 2006
10 2011

Most Passes Had Intercepted, Season
35 1941
34 1938
32 1981

Most Passes Had Intercepted, Game
7 Many times, last vs. Detroit, 10/26/58
6 Many times, last at Carolina, 12/12/04
5 Many times, last at Tennessee, 12/13/09

PASSING TOUCHDOWNS

Most Touchdowns, Passing, Season
42 1999
37 2000, 2001
32 2018

Most Touchdowns, Passing, Game
6 vs. New York Bulldogs, 11/27/49
vs. Washington, 12/11/49
vs. Detroit, 10/29/50
5 Many times, last vs. Minnesota, 9/27/18
4 Many times, last vs. San Francisco, 12/30/18

Most Touchdowns, Passing, Opponent, Game
6 vs. Kansas City, 11/19/18
5 vs. St. Louis, 9/23/60
vs. Chicago, 10/13/63
vs. Miami, 12/14/86
at San Francisco, 12/27/87
at New Orleans, 11/27/16
4 Many times, last at New Orleans, 11/4/18

SACKS

Most Sacks, Season
57 1999
56 1980, 1985, 1988
53 1970, 2013

Fewest Sacks, Season
17 1991
18 1982
25 2009
26 1994

Most Sacks, Game
10 vs. Atlanta, 9/28/69
vs. San Diego, 10/4/70
9 Many times, last vs. Arizona, 10/4/12
8 Three times, last vs. Minnesota, 11/30/03

Most Sacks, Opponent, Game
11 at Baltimore, 11/22/64
10 at San Francisco, 12/6/74
vs. San Francisco, 10/11/76
9 at New Orleans, 12/1/85

Most Sacks, Both Teams, Game
16 at Baltimore, 11/22/64 (Rams 5, Colts 11)
14 at New Orleans, 10/24/76 (Rams 9, Saints 5)
13 vs. Tampa Bay, 11/5/78 (Rams 9, Buccaneers 4)

INTERCEPTIONS

Most Interceptions, Season
38 1952
32 1967, 1976
31 1950, 1955

Most Interceptions, Game
7 vs. Detroit, 11/26/44
vs. Green Bay, 11/11/45
at Chicago Bears, 10/9/49
vs. San Francisco, 10/18/64
6 at Pittsburgh, 12/4/38
at New York Yanks, 11/19/50
at Dallas, 11/9/52
at Kansas City, 10/20/85
at Atlanta, 12/15/96
5 Many times, last at Tennessee, 12/13/09

INTERCEPTION RETURN YARDS GAINED

Most Yards, Season
712 1952
567 1999
546 1980

Most Yards, Opponent, Season
518 1952
497 1995
492 2002

Fewest Yards, Season
5 1959
15 1938
24 1939

Fewest Yards, Opponent, Season
27 1938
40 1969
61 1939

Most Yards, Game
314 vs. San Francisco, 10/18/64
225 vs. Green Bay, 9/21/80
177 vs. Jacksonville, 10/20/96

Most Yards, Opponent, Game
182 vs. Dallas Texans, 11/2/52
171 at San Francisco, 11/26/95
149 at Chicago, 10/11/64

Most Yards, Both Teams, Game
338 vs. San Francisco, 10/18/64 (Rams 314, 49ers 24)
308 vs. Dallas Texans, 11/2/52 (Rams 126, Texans 182)
244 vs. Detroit, 11/1/53 (Rams 129, Lions 115)

Most Touchdowns By Interceptions, Both Teams, Game
3 vs. Detroit, 11/1/53 (Rams 2, Lions 1)
at Arizona, 12/30/07 (Rams 1, Cardinals 2)
2 Many times, last vs. Indianapolis, 9/10/17 (Rams 2)

PUNTING

Most Punts, Season
106 2011
98 1986
2016
96 2015

Most Punts, Opponents, Season
108 1979
104 1978
96 1986
2016

Most Punts, Game
12 vs. Chicago Bears, 10/9/38
vs. Green Bay, 11/26/39
at New York, 11/10/40
at San Francisco, 11/21/76
11 Many times, last at San Francisco, 1/3/10
10 Many times, last at San Francisco, 9/12/16

Most Punts, Opponent, Game
14 vs. New York Yanks, 9/28/51
12 Three times, last vs. Chicago Cardinals, 11/23/41
11 Many times, last at Seattle, 11/4/79

AVERAGE PUNT YARDAGE

Highest Average Distance, Punting, Season
49.6 2008
47.9 2015, 2017
47.8 2016

Highest Average Distance, Punting, Game (4 punts)
56.9 vs. Arizona, 10/4/12
56.4 vs. Philadelphia, 12/10/17
56.2 vs. Buffalo, 9/28/08

Highest Avg. Distance, Punting, Opponent, Game (4 punts)
57.3 at Chicago Bears, 11/16/52
55.8 at Detroit 10/10/54
55.3 at Washington, 10/26/41

PUNT RETURNS

Most Punt Returns, Season
67 1978
62 1970
58 1969, 1979

Most Punt Returns, Opponents, Season
60 1963, 1997
59 1979
58 1998

Fewest Punt Returns, Season
14 1961
19 1993
22 1982

Fewest Punt Returns, Opponent, Season
12 2018
17 2001
22 1972

Most Punt Returns, Game
8 Many times, last at San Francisco, 10/25/81
7 Many times, last vs. Atlanta, 12/11/16
6 Many times, last vs. San Francisco, 9/7/97

Most Punt Returns, Opponent, Game
9 vs. Baltimore, 11/22/64
vs. Minnesota, 12/2/79
at Philadelphia, 9/7/08
8 at Detroit, 9/27/42
at Chicago Bears, 11/29/42
7 Many times, last vs. Seattle, 11/20/11

Most Punt Returns, Both Teams, Game
15 at Detroit, 9/27/42 (Rams 7, Lions 8)
at Baltimore, 11/27/66 (Rams 8, Colts 7)
14 at Atlanta, 9/12/76 (Rams 7, Falcons 7)
13 vs. Chicago, 11/23/75 (Rams 7, Bears 6)
at Atlanta, 9/18/77 (Rams 8, Falcons 5)
at Tampa Bay, 9/23/79 (Rams 7, Buccaneers 6)
vs. Minnesota, 12/2/79 (Rams 4, Vikings 9)

Most Touchdowns, Punt Returns, Season
3 1981
2 1947, 1949, 1952, 1984, 1992, 1996
1 1998, 1999, 2000, 2007, 2011, 2013, 2014, 2015

Most Touchdowns, Punt Returns, Opponent, Season
3 1951, 1994
2 1993, 2002, 2003, 2011

Most Touchdowns, Punt Returns, Game
†2 Twice, at Atlanta, 10/11/81, vs. Atlanta, 12/27/1992
vs. Atlanta, 12/27/92

Most Touchdowns, Punt Returns, Game, Opponent
2 at Detroit, 10/14/51
1 Many times, last vs. San Francisco, 12/26/10

FAIR CATCHES

Most Fair Catches, Season
25 1998, 1999, 2011
24 1989, 2011
23 1997, 2005

Most Fair Catches, Opponent, Season
40 2016
30 1968, 1986
28 2011
25 2015

Most Fair Catches, Game
4 Many times, last vs. Seattle, 11/20/11
3 Many times, last at New York Jets 11/13/16
2 Many times, last vs. Miami 11/20/16

Most Fair Catches, Opponent, Game
7 at San Francisco, 9/12/16
5 Four times, last at San Francisco, 11/14/10
4 Many times, last at Pittsburgh, 12/2/11

Most Fair Catches, Both Teams, Game
10 at San Francisco, 9/12/16 (Rams 3, 49ers 7)
8 at Baltimore, 11/8/71 (Rams 3, Colts 5)
7 Many times, last at SF, 11/14/10 (Rams 2, 49ers 5)

PUNT RETURN YARDS GAINED

Most Yards, Punt Returns, Season
711 1978
676 1981
640 1947

Most Yards, Punt Returns, Opponent, Season
681 1963
652 1998
637 1994

Fewest Yards, Punt Returns, Season
79 2013
102 1993
129 1960
143 2004

Fewest Yards, Punt Returns, Opponent, Season
55 1972

67 1971
104 2018

Most Yards, Punt Returns, Game
219 at Atlanta, 10/11/81
166 at San Francisco, 10/25/81
147 at Cincinnati 10/3/99

Most Yards, Punt Returns, Opponents, Game
155 vs. Washington, 9/21/63
148 at Buffalo, 11/21/04
141 at Green Bay, 10/9/94

Most Yards, Punt Returns, Both Teams, Game
*282 at Atlanta, 10/11/81 (Rams 219, Falcons 63)
198 at Chicago Bears, 10/10/48 (Rams 69, Bears 129)
189 at Kansas City, 12/8/02 (Rams 94, Chiefs 95)

KICKOFF RETURNS

Most Kickoff Returns, Season
84 2004
82 2007
80 2008

Most Kickoff Returns, Opponent, Season
86 2001
85 1999
84 1989

Fewest Kickoff Returns, Season
26 1945
33 1977
34 1975, 2015

Fewest Kickoff Returns, Opponent, Season
19 1941
22 2016
23 2017

Most Kickoff Returns, Game
9 vs. New Orleans, 10/28/01
at Tennessee, 12/13/09
at Detroit, 10/10/10
8 Many times, last vs. Pittsburgh, 12/20/07
7 Many times, last vs. Atlanta, 11/21/10

Most Kickoff Returns, Opponent, Game
9 vs. San Diego, 10/1/00
8 Many times, last vs. Green Bay, 9/27/09
7 Many times, last vs. Indianapolis, 10/25/09

Most Kickoff Returns, Both Teams, Game
15 vs. New Orleans, 10/28/01 (Rams 9, Saints 6)
14 vs. Chicago Bears, 10/24/54 (Rams 7, Bears 7)
at San Francisco, 11/7/54 (Rams 7, 49ers 7)
at New Orleans, 10/23/94 (Rams 7, Saints 7)
vs. San Diego, 10/1/00 (Rams 5, Chargers 9)
at Kansas City, 10/22/00 (Rams 8, Chiefs 6)

KICKOFF RETURN YARDS GAINED

Most Yards, Kickoff Returns, Season
1,938 2007
1,764 2009
1,761 2008

Most Yards, Kickoff Returns, Opponent, Season
2,194 2001
2,115 1999
1,888 2000

Fewest Yards, Kickoff Returns, Season
448 1945
690 1949
705 1977

Fewest Yards, Kickoff Returns, Opponent, Season
430 2016
463 1941
520 2017

Most Yards, Kickoff Returns, Game
267 at Kansas City, 10/22/00
254 vs. Chicago, 10/13/63
239 vs. St. Louis, 11/14/76

Most Yards, Kickoff Returns, Opponent, Game
362 vs. Detroit, 10/29/50
304 at New Orleans, 10/23/94
263 at New York Giants, 11/11/48

Most Yards, Kickoff Returns, Both Teams, Game
560 vs. Detroit, 10/29/50 (Rams 198, Lions 362)
501 at New Orleans, 10/23/94 (Rams 197, Saints 304)
384 at New York Giants 11/14/48 (Rams 121, Giants 263)

Most Touchdowns, Kickoff Returns, Season
3 1950, 1985
2 1999
1 1998, 2000, 2005, 2017

Most Touchdowns, Kickoff Returns, Opponent, Season
2 1950, 1964, 1967, 1981, 1994, 2001, 2002, 2003, 2006, 2007
1 Many times, last in 2009

Most Touchdowns, Kickoff Returns, Game
2 vs. Green Bay, 11/24/85
1 Many times, last vs. Jacksonville, 10/15/17

Most Touchdowns, Kickoff Returns, Game, Opponent
2 at New Orleans, 10/23/94
vs. Chicago, 12/11/06
1 Many times, last at Detroit, 10/10/10

FUMBLES

Most Fumbles, Season
42 1996
40 1964, 1965
39 1978, 1986

Most Fumbles, Opponent, Season
42 1996
40 1964, 1965
39 1978, 1986

Fewest Fumbles, Season
14 2010
17 1960, 2018
18 2008

Fewest Fumbles, Opponent, Season
13 1956
15 1974, 1982, 1994
16 1998

Most Fumbles, Game
8 vs. Detroit, 10/31/65
7 Many times, last vs. New Orleans, 12/16/79
6 Many times, last at New York Giants, 9/7/03

Most Fumbles, Opponent, Game
8 at Chicago Cards, 11/27/38
7 Many times, last vs. Arizona, 12/9/10
6 Many times, last at Green Bay, 9/4/88

Most Fumbles, Both Teams, Game
14 at Chicago Bears, 11/24/40 (Rams 7, Bears 7)
12 at Chicago Bears, 9/15/39 (Rams 6, Bears 6)
at Chicago Bears, 11/16/52 (Rams 7, Bears 5)
11 at New York Giants, 9/7/03 (Rams 6, Giants 5)
at New Orleans, 10/24/76 (Rams 4, Saints 7)
at New York Giants, 12/1/46 (Rams 6, Giants 5)
at Chicago Cardinals, 11/27/38 (Rams 3, Cardinals 8)

FUMBLES LOST

Most Fumbles Lost, Season
24 1983
23 1958
22 1953, 1965, 1978, 1986, 2001

Most Fumbles Lost, Opponent, Season
24 1947, 1948
22 1984, 2003
20 1966, 1983

Most Fumbles Lost, Game
6 vs. New England, 12/11/83
vs. Detroit, 10/31/65
at Detroit, 9/29/40
5 Many times, last vs. Phoenix, 9/1/91
4 Many times, last vs. Tampa Bay, 11/26/01

Most Fumbles Lost, Opponent, Game
5 at New Orleans, 10/24/76
a tGreen Bay, 9/25/66
at Detroit, 10/15/44
at Chicago Cardinals, 11/27/38
4 Many times, last vs. Cardinals, 12/9/10
3 Many times, last at Washington, 10/12/08

Most Fumbles Lost, Both Teams, Game
9 at Chicago Bears, 9/15/39 (Rams 5, Bears 4)
8 Many times, Last vs. New England, 12/11/83 (Rams 6, Patriots 2)
7 at Philadelphia, 12/1/02 (Rams 3, Eagles 4)
at Chicago Bears, 11/16/52 (Rams 4, Bears 3)
at Detroit, 9/29/40 (Rams 6, Lions 1)
at Chicago Cardinals, 11/27/38 (Rams 2, Cardinals 5)

PENALTIES

Most Penalties, Season
142 1997
133 1978, 1996
131 2011

Most Penalties, Opponent, Season
142 1997
133 1978, 1996
126 2010

Fewest Penalties, Season
29 1941
45 1942
51 1959

Fewest Penalties, Opponent, Season
43 1945
46 1942
47 1941, 1958

Most Penalties, Game
15 Five times, last vs. Philadelphia, 12/18/05
14 Many times, last vs. New Orleans, 11/26/00
13 Many times, last vs. San Francisco, 11/11/12

Most Penalties, Opponent, Game
18 vs. Chicago Bears, 11/10/46
vs. Cleveland, 10/7/51
17 vs. New Orleans, 11/26/00
16 at Chicago Bears, 10/10/48

Most Penalties, Both Teams, Game
31 vs. New Orleans, 11/26/00 (Rams 14, Saints 17)
27 vs. Chicago Bears, 11/10/46 (Rams 9, Bears 18)
26 vs. New Orleans, 11/8/81 (Rams 13, Saints 13)
vs. Cincinnati, 9/1/96 (Rams 11, Bengals 15)
at Buffalo, 11/21/04 (Rams 11, Bills 15)
at San Francisco, 11/14/10 (Rams 12, 49ers 14)

Fewest Penalties, Game
0 vs. New Orleans, 12/9/90
vs. Baltimore, 12/18/65
at Chicago, 11/29/42
at New York, 11/16/41
1 Many times, last at San Francisco, 10/21/18
2 Many times, last vs. Green Bay, 10/28/18

Fewest Penalties, Opponent, Game
0 at New England 10/26/08
vs. Chicago, 9/24/95
vs. Minnesota, 11/19/72
vs. New York, 9/27/41
1 Many times, last at Seattle, 9/10/00
2 Many times, last at San Francisco, 10/21/18

Fewest Penalties, Both Teams, Game
1 vs. New York Yanks, 9/27/53 (Rams 1, Yanks 0)
2 vs. Green Bay, 12/16/62 (Rams 1, Packers 1)
vs. Baltimore, 12/18/65 (Rams 0, Colts 2)
3 Many times, last at San Francisco, 10/21/18 (Rams 1, 49ers 2)

PENALTY YARDS

Most Yards Penalized, Season
1,169 1978
1,091 2016
1,065 1997

Most Yards Penalized, Opponent, Season
1,066 2005
1,064 1997
1,028 1951

Fewest Yards Penalized, Season
195 1938
220 1939
218 1937

Fewest Yards Penalized, Opponent, Season
220 1939
249 1938
318 1939

Most Yards Penalized, Game
162 vs. Baltimore, 10/22/50
149 at Dallas, 11/6/60
145 at Chicago Bears, 10/19/58

Most Yards Penalized, Opponent, Game
177 vs. San Francisco, 9/18/94
173 vs. Minnesota, 9/22/67
155 at Oakland, 9/10/18
150 vs. Detroit, 10/3/52

Most Yards Penalized, Both Teams, Game
269 vs. Green Bay, 12/3/50 (Rams 123, Packers 146)
267 vs. Minnesota, 9/22/67 (Rams 94, Vikings 173)
253 at Atlanta, 11/19/67 (Rams 135, Falcons 118)

Fewest Yards Penalized, Game
0 Many times, last vs. New Orleans, 12/9/90
5 Many times, Last at Arizona, 12/7/08
7 at New Orleans, 10/30/88
at Detroit, 10/12/58

Fewest Yards Penalized, Opponent, Game
†0 Three times, last at New England, 10/26/08
5 Many times, last at Atlanta, 10/14/93
7 at New Orleans, 10/30/88
at Green Bay 12/20/92

Fewest Yards Penalized, Both Teams, Game
10 vs. Green Bay, 12/16/62 (Rams 5, Packers 5)
15 vs. Chicago Cards, 11/23/41 (Rams 5, Cardinals 10)
vs. New York Yanks, 9/27/53 (Rams 15, Yanks 0)
20 Many times, last at San Francisco, 10/21/18 (Rams 10, 49ers 10)

RAMS BIG DAYS

Bold denotes player active with Rams
Italics denotes rookie

BIG DAYS RUSHING (150-plus yards)

Yards	Player/Opponent	Date	Carries/TDs
247	Willie Ellison vs. New Orleans Saints	Dec. 5, 1971	(26 carries, 1 TD)
223	Tom Wilson vs. Green Bay Packers	Dec. 16, 1956	(23 carries, 0 TD)
221	Greg Bell vs. Green Bay Packers	Sept. 24, 1989	(28 carries, 2 TD)
220	Marshall Faulk at New Orleans Saints	Dec. 24, 2000	(32 carries, 2 TD)
215	Eric Dickerson vs. Houston oilers	Dec. 9, 1984	(27 carries, 2 TD)
213	Charles White at St. Louis Cardinals	Nov. 15, 1987	(34 carries, 1 TD)
212	Jerome Bettis at New Orleans Saints	Dec. 12, 1993	(28 carries, 1 TD)
210	Greg Bell at New England Patriots	Dec. 24, 1989	(26 carries, 1 TD)
208	**Todd Gurley II at Denver Broncos**	**Oct. 14, 2018**	**(28 carries, 2 TD)**
208	Eric Dickerson at St. Louis Cardinals	Nov. 4, 1984	(21 carries 0 TD)
208	Marshall Faulk vs. Atlanta Falcons	Oct. 15, 2000	(25 carries, 1 TD)
207	Eric Dickerson vs. Tampa Bay Buccameers	Oct. 5, 1986	(30 carries, 2 TD)
205	Dan Towler at Baltimore Ravens	Nov. 22, 1953	(14 carries, 1 TD)
202	Marshall Faulk at Carolina Panthers	Dec. 23, 2001	(30 carries, 2 TD)
199	Ollie Matson at Chicago Bears	Oct. 11, 1959	(31 carries, 3 TD)
199	Eric Dickerson vs. Detroit Lions	Oct. 2, 1983	(30 carries, 2 TD)
195	Trung Canidate at New York Jets	Oct. 21, 2001	(23 carries, 2 TD)
193	Eric Dickerson at St. Louis Cardinald	Sept. 7, 1986	(38 carries, 2 TD)
192	Eric Dickerson at New York Jets	Sept. 25, 1983	(28 carries, 2 TD)
191	Eric Dickerson at Tampa Bay Buccaneers	Nov. 25, 1984	(28 carries, 3 TD)
183	Marshall Faulk vs. Carolina Panthers	Nov. 11, 2001	(15 carries, 2 TD)
183	Marshall Faulk vs. Seattle Seahawks	Oct. 20, 2002	(32 carries, 3 TD)
181	Marshall Faulk at Atlanta Falcons	Oct. 17, 1999	(18 carries, 1 TD)
179	Steven Jackson vs. Jacksonville Jaguars	Oct. 30, 2005	(25 carries, 0 TD)
178	Marshall Faulk at Arizona Cardinals	Nov. 3, 2002	(27 carries, 1 TD)
170	Eric Dickerson vs. Atlanta Falcons	Oct. 26, 1986	(30 carries, 0 TD)
169	Dick Bass at Chicago Bears	Dec. 9, 1962	(20 carries, 1 TD)
168	Marshall Faulk vs. Atlanta Falcons	Jan. 6, 2002	(20 carries, 1 TD)
167	C.J. Anderson at Arizona Cardinals	Dec. 23, 2018	(20 carries, 1 TD)
166	Ron Waller vs. Philadelphia Eagles	Sept. 30, 1956	(20 carries, 1 TD)
166	Charles White vs. Pittsburgh Steelers	Oct. 11, 1987	(33 carries, 1 TD)
164	Eric Dickerson at New Orleans Saints	Oct. 14, 1984	(20 carries, 0 TD)
161	Steven Jackson at Atlanta Falcons	Dec. 28, 2008	(30 carries, 2 TD)
160	Steven Jackson vs. Dallas Cowboys	Oct. 10, 2008	(25 carries, 3 TD)
159	Charles White vs. Atlanta Falcons	Dec. 13, 1987	(29 carries, 2 TD)
159	Steven Jackson vs. New Orleans Saints	Oct. 30, 2011	(25 carries, 2 TD)
159	***Todd Gurley II at Green Bay Packers***	***Oct. 11, 2015***	***(30 carries, 0 TD)***
158	Greg Hill, at Buffalo Bills	Sept. 20, 1998	(19 carries, 2 TD)
158	Marshall Faulk vs. Oakland Raiders	Oct. 13, 2002	(26 carries, 0 TD)
155	Charles White at Atlanta Falcons	Oct. 18, 1987	(31 carries, 0 TD)
155	Dan Towler vs. New York Yanks	Nov. 18, 1951	(13 carries, 1 TD)
154	Marshall Faulk at New Orleans Saints	Dec. 12, 1999	(29 carries, 1 TD)
154	Dan Towler vs. Chicago Bears	Oct. 25, 1953	(24 carries, 1 TD)
152	**Todd Gurley II at Seattle Seahawks**	**Dec. 17, 2017**	**(21 carriers, 3 TD)**
152	Lawrence McCutcheon at New Orleans Saints	Nov. 25, 1973	(20 carries, 0 TD)
152	Lawrence McCutcheon at Chicago Bears	Dec. 2, 1973	(24 carries, 0 TD)
152	Lawrence McCutcheon vs. Atlanta Falcons	Dec. 11, 1977	(17 carries, 0 TD)
150	Eric Dickerson at Seattle Seahawks	Sept. 23, 1985	(31 carries, 3 TD)
150	Eric Dickerson vs. Green Bay Packers	Nov. 24, 1985	(31 carries, 1 TD)
150	Steven Jackson vs. Washington Redskins	Dec. 24, 2006	(33 carries, 1 TD)

CAREER 100-PLUS YARD RUSHING GAMES

Games	Player	Record
38	Eric Dickerson	27-11
33	Steven Jackson	17-15-1
27	Marshall Faulk	27-0
22	Lawrence McCutcheon	19-2-1
17	**Todd Gurley II**	**16-1**
11	Jerome Bettis	3-8
10	Dick Bass	6-4
10	Dan Towler	10-0
8	Wendell Tyler	6-2
8	Charles White	7-1
7	Greg Bell	6-1
7	Paul (Tank) Younger	3-3-1
6	Cleveland Gary	4-2
5	Jon Arnett	2-3
5	Willie Ellison	2-2-1
5	Ron Waller	4-1
5	Tim Wilson	2-3
4	Skeet Quinlan	1-3
4	Zac Stacy	2-2
3	Cullen Bryant	3-0
3	John Cappelletti	2-0-1
3	Ollie Matson	2-1
3	Lawrence Phillips	3-0
2	Trung Canidate	2-0
2	Dick Hoerner	1-0-1
2	Les Josephson	2-0
2	Joe Marconi	2-0
2	Elvis Peacock	2-0
2	Bob Thomas	2-0
2	Tre Mason	2-0
2	C.J. Anderson	2-0
1	Benny Cunningham	1-0
1	Jim Bertelsen	1-0
1	Robert Delpino	1-0
1	Harold Green	1-0
1	Greg Hill	1-0
1	Brian Leonard	0-1
1	Jerald Moore	1-0
1	Kenny Washington	1-0
1	Justin Watson	1-0

REGULAR SEASON GAMES WITH MORE THAN ONE 100-YARD RUSHER

Nov. 8, 1953 vs. San Francisco	Skeet Quinlan (11-119) and Paul Younger (12-101)
Oct. 24, 1954 vs. Chicago Bears	Dan Towler (15-123) and Paul Younger (27-106)
Oct. 31, 1954 vs. Detroit	Paul Younger (18-140) and Skeet Quinlan (13-119)
Dec. 4, 1955 vs. Baltimore	Ron Waller (24-138) and Paul Younger (25-132)
Sept. 16, 1973 at Kansas City	Jim Bertelsen (28-143) and Lawrence McCutcheon (21-120)
Sept. 12, 1976 at Atlanta	Lawrence McCutcheon (26-115) and John Cappelletti (22-102)
Sept. 19, 1976 at Minnesota	John Cappelletti (28-128) and Lawrence McCutcheon (29-110)
Nov. 11, 1996 vs. Atlanta	Lawrence Phillips (14-106) and Harold Green (13-106)
Nov. 11, 2001 vs. Carolina	Marshall Faulk (15-183) and Trung Canidate (16-145)

BIG DAYS PASSING (350-plus yards)

Yards	Player/Opponent	Date	Att./Comp., TDs, Ints.
554	Norm Van Brocklin vs. New York Yanks	Sept. 28, 1951	(30/46, 0 TD, 0 Int)
517	**Jared Goff vs. Tampa Bay**	**Sept. 29, 2019**	**(45/68, 2 TD, 3 Int)**
509	Vince Ferragamo vs. Chicago	Dec. 26, 1982	(30/46, 3 TD, 2 Int)
465	**Jared Goff vs. Minnesota**	**Sept. 27, 2018**	**(26/33, 5 TD, 0 Int)**
454	Jim Everett at New Orleans	Nov. 26, 1989	(29/51, 1 TD, 2 Int)
453	Marc Bulger vs. San Diego	Nov. 10, 2002	(36/48, 4 TD, 0 Int)
450	Marc Bulger vs. New York Jets	Jan. 2, 2005	(29/39, 3 TD, 2 Int)
448	Marc Bulger at Green Bay	Nov. 29, 2004	(35/53, 2 TD, 1 Int)
442	Marc Bulger at New York Giants	Oct. 2, 2005	(40/62, 2 TD, 3 Int)
441	Kurt Warner vs. Denver	Sept. 4, 2000	(25/35, 3 TD, 3 Int)
436	James Harris at Miami	Oct. 3, 1976	(17/29, 2 TD, 1 Int)
431	Trent Green vs. Carolina	Nov. 5, 2000	(29/42, 2 TD, 0 Int)
413	**Jared Goff vs. Kansas City**	**Nov. 19, 2019**	**(31/49, 4 TD, 0 Int)**
406	Jim Hardy vs. Chicago Cardinals	Oct. 31, 1948	(28/53, 3 TD, 2 Int)
401	Tony Banks at Atlanta	Nov. 2, 1997	(30/42, 2 TD, 1 Int)
401	Kurt Warner at New England	Nov. 18, 2001	(23/34, 3 TD, 2 Int)
395	**Jared Goff at Seattle**	**Oct. 3, 2019**	**(29/49, 1 TD, 1 Int)**
394	Kurt Warner vs. San Francisco	Sept. 17, 2000	(23/34, 2 TD, 2 Int)
391	**Jared Goff vs. New Orleans**	**Nov. 4, 2018**	**(28/40, 3 TD, 1 Int)**
390	Kurt Warner vs. San Diego	Oct. 1, 2000	(24/30, 4 TD, 0 Int)
388	Marc Bulger vs. Washington	Dec. 24, 2006	(25/38, 4 TD, 0 Int)
385	Kurt Warner vs. New Orleans	Oct. 28, 2001	(29/47, 1 TD, 4 Int)
378	Marc Bulger at San Francisco	Nov. 2, 2003	(26/42, 1 TD, 2 Int)
377	Jim Everett at Philadelphia	Nov. 6, 1988	(24/45, 2 TD, 4 Int)
377	Sam Bradford vs. Minnesota	Dec. 16, 2012	(35/55, 3 TD, 1 Int)
375	Marc Bulger at Pittsburgh	Oct. 26, 2003	(22/37, 1 TD, 0 Int)
375	Austin Davis at Philadelphia	Oct. 5, 2014	(29/49, 3 TD, 0 Int)
372	Billy Wade at Green Bay	Nov. 16, 1958	(19/42, 1 TD, 2 Int)
372	Jim Everett vs. Cincinnati	Oct. 7, 1990	(25/46, 2 TD, 0 Int)
372	Mark Rypien vs. Buffalo	Dec. 10, 1995	(31/55, 1 TD, 2 Int)
368	Jim Everett vs. Indianapolis	Sept. 17, 1989	(28/35, 3 TD, 1 Int)
368	Marc Bulger vs. San Francisco	Sept. 19, 2007	(24/41, 1 TD, 0 Int)
366	Trent Green vs. Washington	Nov. 20, 2000	(23/38, 2 TD, 1 Int)
365	Jim Everett at Denver	Nov. 27, 1988	(25/47, 2 TD, 1 Int)
365	Jim Everett vs. New Orleans	Dec. 9, 1990	(31/50, 1 TD, 2 Int)
362	Marc Bulger at San Francisco	Sept. 11, 2005	(34/56, 2 TD, 1 Int)
360	Marc Bulger vs. Seattle	Oct. 15, 2006	(26/39, 3 TD, 1 Int)
359	Kurt Warner vs. Indianapolis	Dec. 30, 2001	(23/30, 3 TD, 1 Int)
358	Marc Bulger vs. New Orleans	Sept. 26, 2004	(32/49, 1 TD, 0 Int)
356	Billy Wade at Baltimore	Nov. 23, 1958	(24/41, 0 TD, 2 Int)
356	Marc Bulger vs. Chicago	Dec. 11, 2006	(34/55, 3 TD, 0 Int)
355	**Jared Goff vs. Houston**	**Nov. 12, 2017**	**(25/37, 3 TD, 0 Int)**
354	**Jared Goff vs. New Orleans**	**Nov. 26, 2017**	**(28/43, 2 TD, 1 Int)**
354	**Jared Goff vs. Arizona**	**Sept. 16, 2018**	**(24/34, 1 TD, 1 Int)**
354	**Jared Goff vs. Los Angeles Chargers**	**Sept. 23, 2018**	**(29/36, 3 TD, 1 Int)**
354	Jamie Martin vs. San Francisco	Dec. 24, 2005	(33/41, 1 TD, 2 Int)
354	Marc Bulger vs. Kansas City	Nov. 5, 2006	(31/42, 1 TD, 0 Int)
353	Tony Banks at Baltimore	Oct. 27, 1996	(26/40, 1 TD, 1 Int)
352	Marc Bulger vs. Atlanta	Oct. 13, 2003	(23/34, 2 TD, 2 Int)
352	Sam Bradford at Atlanta	Sept. 15, 2013	(32/55, 3 TD, 1 Int)
351	Kurt Warner at Carolina	Dec. 5, 1999	(22/31, 3 TD, 2 Int)

CAREER 300-PLUS YARD PASSING GAMES

Games	Player	Record
30	Kurt Warner	22-8
27	Marc Bulger	12-15
20	Jim Everett	10-10
15	**Jared Goff**	**11-4**
7	Sam Bradford	2-5
5	Norm Van Brocklin	4-1
3	Tony Banks	1-2
3	Vince Ferragamo	1-2
3	Roman Gabriel	2-1
3	Trent Green	2-1
3	Chris Miller	1-2
3	Mark Rypien	0-3

Games	Player	Record
3	Bill Wade	1-2
2	Dieter Brock	0-2
2	Bob Waterfield	2-0
2	Austin Davis	0-2
1	Zeke Bratkowski	1-0
1	Ryan Fitzpatrick	1-0
1	Gus Frerotte	1-0
1	Pat Haden	0-1
1	Jim Hardy	0-1
1	James Harris	1-0
1	Case Keenum	0-1
1	Jamie Martin	1-0

BIG DAYS RECEIVING (150-plus yards)

Yards	Player/Opponent	Date	Receptions, TDs
336*	Willie Anderson at New Orleans	Nov. 26, 1989	(15 receptions, 1 TD)
303	Jim Benton at Detroit	Nov. 22, 1945	(10 receptions, 1 TD)
238	Harold Jackson vs. Dallas	Oct. 14, 1973	(7 receptions, 4 TD)
233	Isaac Bruce at Atlanta	Nov. 2, 1997	(10 receptions, 3 TD)
230	Henry Ellard vs. Indianapolis	Sept. 17, 1989	(12 receptions, 1 TD)
229	Isaac Bruce at Baltimore	Oct. 27, 1996	(11 receptions, 1 TD)
226	*Eddie Kennison at Atlanta*	*Dec. 15, 1996*	*(5 receptions, 3 TD)*
220	Cooper Kupp vs. Cincinnati (London)	Oct. 27, 2019	(7 receptions, 1 TD)
220	Ron Jessie at Miami	Oct. 3, 1976	(7 receptions, 2 TD)
210	Isaac Bruce vs. Miami	Dec. 24, 1995	(15 receptions, 1 TD)
208	*Jim Phillips at Green Bay*	*Nov. 16, 1958*	*(8 receptions, 1 TD)*
207	Carroll Dale at Detroit	Nov. 17, 1963	(7 receptions, 3 TD)
204	Marshall Faulk (RB) vs. Chicago	Dec. 26, 1999	(12 receptions, 1 TD)
203	Torry Holt vs. Indianapolis	Dec. 30, 2001	(7 receptions, 2 TD)
202	Jim Benton at New York Yanks	Dec. 5, 1946	(12 receptions, 2 TD)
200	Tommy McDonald vs. Cleveland	Dec. 12, 1965	(6 receptions, 2 TD)
200	Torry Holt at San Francisco	Nov. 2, 2003	(11 receptions, 1 TD)
196	Elroy Hirsch vs. Green Bay	Dec. 12, 1953	(9 receptions, 0 TD)
195	Elroy Hirsch vs. Chicago Cardinals	Nov. 11, 1951	(6 receptions, 2 TD)
192	Isaac Bruce, vs. Minnesota	Sept. 13, 1998	(11 receptions, 1 TD)
191	Isaac Bruce, vs. Atlanta	Oct. 12, 1995	(10 receptions, 2 TD)
189	Tom Fears vs. Green Bay	Dec. 3, 1950	(3 receptions, 2 TD)
189	Torry Holt at Atlanta	Sept. 24, 2000	(3 receptions, 2 TD)
188	Isaac Bruce vs. San Francisco	Sept. 17, 2000	(8 receptions, 1 TD)
183	George Farmer vs. Chicago	Dec. 26, 1982	(9 receptions, 1 TD)
181	Isaac Bruce at Indianapolis	Oct. 1, 1995	(8 receptions, 2 TD)
179	Isaac Bruce vs. New Orleans	Oct. 28, 2001	(7 receptions, 1 TD)
175	Del Shofner vs. Baltimore	Dec. 6, 1958	(5 receptions, 1 TD)
174	Torry Holt at Pittsburgh	Oct. 26, 2003	(7 receptions, 1 TD)
173	Elroy Hirsch at New York Yanks	Sept. 28, 1951	(9 receptions, 4 TD)
173	Isaac Bruce vs. San Francisco	Oct. 22, 1995	(9 receptions, 0 TD)
172	Torry Holt vs. Minnesota	Dec. 10, 2000	(9 receptions, 0 TD)
171	**Robert Woods vs. Houston**	**Nov. 12, 2017**	**(8 receptions, 2 TD)**
171	Henry Ellard at Detroit	Dec. 6, 1987	(7 receptions, 1 TD)
170	Isaac Bruce at Green Bay	Nov, 29, 2004	(9 receptions, 1 TD)
169	Del Shofner at Detroit	Nov. 15, 1959	(5 receptions, 1 TD)
168	Elroy Hirsch at Green Bay	Oct. 11 1953	(8 receptions, 0 TD)
167	Henry Ellard at Denver	Nov. 27, 1988	(11 receptions, 2 TD)
167	Isaac Bruce vs. San Diego	Oct. 1, 2000	(9 receptions, 2 TD)
166	Henry Ellard at Philadelphia	Nov. 6, 1988	(7 receptions, 1 TD)
165	Henry Ellard vs. Atlanta	Oct. 8, 1989	(8 receptions, 0 TD)
165	Torry Holt at Tampa Bay	Dec. 18, 2000	(9 receptions, 1 TD)
164	Robert Woods vs. Tampa bay	Sept. 29, 2019	(13 receptions, 0 TD)
163	Elroy Hirsch at San Francisco	Oct. 28, 1951	(4 receptions, 1 TD)
163	Jim Phillips vs. Chicago	Sept. 23, 1961	(9 receptions, 0 TD)
163	Henry Ellard vs. Phoenix	Nov. 19, 1989	(7 receptions, 2 TD)
163	Isaac Bruce vs. San Diego	Nov. 10, 2002	(10 receptions, 3 TD)
163	Torry Holt, vs. Tennessee	Sept. 25, 2005	(9 receptions, 1 TD)
163	Torry Holt, vs. San Francisco	Dec. 24, 2005	(10 receptions, 1 TD)
163	*Donnie Avery at New England*	*Oct. 26, 2008*	*(6 receptions, 1 TD)*
162	**Cooper Kupp vs. Minnesota**	**Sept. 27, 2018**	**(9 receptions, 2 TD)**
162	Tom Fears at New York Yanks	Sept. 28, 1951	(7 receptions, 0 TD)
161	Torry Holt vs. Atlanta	Oct. 13, 2003	(11 receptions, 2 TD)
160	Danny Amendola	Sept. 16, 2012	(15 receptions, 1 TD)
160	Henry Ellard vs. Kansas City	Nov. 10, 1991	(8 receptions, 1 TD)
160	Torry Holt vs. San Francisco	Dec. 5, 2004	(10 receptions, 1 TD)
159	Tom Fears vs. Washington	Dec. 11, 1949	(10 receptions, 2 TD)
159	**Brandin Cooks vs. Arizona**	**Sept. 16, 2018**	**(7 receptions, 0 TD)**
158	**Todd Gurley II at Tennessee**	**Dec. 24, 2017**	**(10 receptions, 2 TD)**
157	Elroy Hirsch at New York Yanks	Nov. 19, 1954	(5 receptions, 0 TD)

157	Bob Boyd vs. San Francisco	Oct. 3, 1954	(5 receptions, 1 TD)
155	Tommy McDonald at Chicago	Oct. 10, 1965	(9 receptions, 0 TD)
154	Jim Phillips at New York Giants	Oct 22, 1961	(8 receptions, 1 TD)
154	Willie Anderson at Atlanta	Sept. 11, 1994	(5 receptions, 1 TD)
154	Torry Holt vs. Seattle	Oct. 15, 2006	(8 receptions, 3 TD)
152	Isaac Bruce at Cincinnati	Oct. 3, 1999	(6 receptions, 0 TD)
152	Drew Hill at Pittsburgh	Sept. 16, 1984	(4 receptions, 1 TD)
151	Jim Benton, at Chicago	Oct. 21, 1945	(7 receptions, 1 TD)
151	Jim Phillips, at Dallas	Nov. 6, 1960	(7 receptions, 2 TD)
151	Jack Snow, at Baltimore	Oct. 15, 1967	(3 receptions, 2 TD)
151	Ron Jessie, at Atlanta	Nov. 16, 1975	(10 receptions, 1 TD)
151	Torry Holt at Carolina	Dec. 12, 2004	(6 receptions, 1 TD)
150	Elroy Hirsch, at San Francisco	Oct. 7, 1956	(8 receptions, 2 TD)
150	Jack Snow, vs. Detroit	Dec. 14, 1970	(7 receptions, 0 TD)

*NFL Record

GAMES WITH MORE THAN ONE 100-YARD RECEIVER

Dec. 11, 1949 vs. Washington	Tom Fears (10-159) and Bob Shaw (5-137)
Sept. 22, 1950 vs. New York Yanks	Glen Davis (5-103) and Dick Hoerner (4-105)
Nov. 19, 1950 at New York Yanks	Dick Hoerner (14-125) and Elroy Hirsch (8-157)
Sept. 28, 1951 at New York Yanks	Tom Fears (7-162), Elroy Hirsch (9-173), and Verda (V.T.) Smith (2-103)
Dec. 14, 1952 vs. Pittsburgh	Tom Fears (10-122) and Elroy Hirsch (4-108)
Oct. 4, 1953 at San Francisco	Bob Boyd (4-107) and Elroy Hirsch (9-107)
Sept. 26, 1954 at Baltimore	Skeet Quinlan (4-135) and Bob Boyd (4-121)
Oct. 10, 1954 at Detroit	Bob Boyd (8-128) and Elroy Hirsch (6-105)
Nov. 21, 1954 at New York Giants	Bob Boyd (5-103) and Tom Fears (9-136)
Dec. 12, 1954 vs. Green Bay	Bob Boyd (4-106) and Elroy Hirsch (5-119)
Oct. 7, 1956 at San Francisco	Elroy Hirsch (8-150) and Bob Boyd (7-119)
Nov. 23, 1958 at Baltimore	Lamar Lundy (6-103) and Del Shofner (8-110)
Oct. 11, 1964 at Chicago	Jim Phillips (7-110) and Bucky Pope (4-108)
Nov.1, 1964 at Detroit	Carroll Dale (7-109) and Marlin McKeever (6-100)
Dec. 4, 1976 vs. Atlanta	Ron Jessie (4-112) and Dwight Scales (2-102)
Dec. 26, 1982 vs. Chicago	George Farmer (9-183) and Preston Dennard (5-122)
Sept. 9, 1990 at Green Bay	Henry Ellard (6-106) and Willie Anderson (5-128)
Oct. 7, 1990 vs. Cincinnati	Henry Ellard (7-100) and Willie Anderson (7-144)
Dec. 9, 1990 vs. New Orleans	Henry Ellard (5-107) and Willie Anderson (5-123)
Sept. 1, 1991 vs. Phoenix	Robert Delpino (10-113) and Henry Ellard (7-116)
Dec. 5, 1999 at Carolina	Isaac Bruce (6-111) and Az-Zahir Hakim (4-122)
Dec. 12, 1999 at New Orleans	Isaac Bruce (4-102) and Torry Holt (6-113)
Sept. 4, 2000 vs. Denver	Az-Zahir Hakim (5-118), Torry Holt (6-103), and Marshall Faulk (4-100)
Oct. 1, 2000 vs. San Diego	Isaac Bruce (9-167), Marshall Faulk (6-116), and Az-Zahir Hakim (5-104)
Nov. 5, 2000 vs. Carolina	Az-Zahir Hakim (8-147) and Torry Holt (4-130)
Nov. 10, 2002 vs. San Diego	Isaac Bruce (10-163) and Torry Holt (7-118)
Sept. 7, 2003 at New York Giants	Isaac Bruce (8-120), and Torry Holt (7-111)
Sept. 19, 2004 at Atlanta	Torry Holt (9-121) and Isaac Bruce (5-102)
Oct. 1, 2006 vs. Detroit	Isaac Bruce (7-100) and Torry Holt (6-102)
Dec. 24, 2006 vs. Washington	Isaac Bruce (9-148) and Steven Jackson (6-102)
Sept. 21, 2017 at San Francisco	Robert Woods (6-108) and Sammy Watkins (6-106)
Sept. 27, 2018 vs. Minnesota	**Cooper Kupp (9-162), Brandin Cooks (7-116) and Robert Woods (5-101)**
Sept. 22, 2019 at Cleveland	**Cooper Kupp (11-102) and Brandin Cooks (8-112)**
Sept. 29, 2019 vs. Tampa Bay	**Robert Woods (13-164) and Cooper Kupp (9-121)**
Oct. 3, 2019 at Seattle	**Gerald Everett (7-137) and Cooper Kupp (9-117)**

CAREER 100-PLUS YARD RECEIVING GAMES

Games	Player	Record
46	Torry Holt	27-19
43	Isaac Bruce	22-21
26	Henry Ellard	12-14
21	Elroy Hirsch	12-9
16	Tom Fears	8-7-1
15	Bob Boyd	9-5-1
14	Jim Phillips	4-9-1
10	Jack Snow	5-4-1
9	Willie Anderson	4-5
8	**Cooper Kupp**	**5-3**
8	Carroll Dale	2-5-1
8	Harold Jackson	5-3
8	Del Shofner	2-6
6	Tommy McDonald	4-2
6	**Brandin Cooks**	**5-1**
6	**Robert Woods**	**5-1**
5	Kenny Britt	2-3
5	Bernie Casey	3-0-2
5	Ron Jessie	5-0
4	Jim Benton	3-1
4	Marshall Faulk (RB)	4-0
4	Az-Zahir Hakim	3-1
4	Martin McKeever (TE)	1-3
3	Preston Dennard	1-2
3	Drew Hill	1-2
3	Amp Lee (RB)	1-2
3	Bucky Pope	1-2
2	Bob Carey	1-1
2	Robert Delpino (RB)	0-2
2	George Farmer	0-2
2	Steven Jackson (RB)	1-1
2	Eddie Kennison	1-1
2	Willie Miller	1-1
2	Ricky Proehl	2-0
2	Verda (V. T.) Smith (RB)	1-1

Games	Player	Record
2	Billy Truax (TE)	2-0
2	Wendell Tucker	2-0
2	Danny Amendola	1-0-1
2	Chris Givens	1-1
1	Danario Alexander (WR)	0-1
1	Jon Arnett (RB)	0-1
1	Donnie Avery (WR)	0-1
1	Johnny Bailey (RB)	0-1
1	Mike Barber (TE)	0-1
1	Jim Bertlesen (RB)	0-1
1	Ron Brown	1-0
1	Leon Clarke	1-0
1	Mark Clayton (WR)	0-1
1	Aaron Cox	1-0
1	Kevin Curtis	1-0
1	Glen Davis	1-0
1	Troy Drayton (TE)	1-0
1	Pete Holohan (TE)	1-0
1	Tom Keane	1-0
1	Lamar Lundy (TE)	0-1
1	Ollie Matson (RB)	0-1
1	Shaun McDonald	0-1
1	Dwight Scales	1-0
1	Bob Shaw	1-0
1	Clendon Thomas (RB)	0-1
1	Billy Waddy	1-0
1	Brandon Gibson	1-0
1	Lance Kendricks (TE)	1-0
1	Jared Cook (TE)	1-0
1	Tavon Austin	1-0
1	Stedman Bailey	1-0
1	Sammy Watkins	1-0
1	**Todd Gurley II (RB)**	**1-0**
1	**Gerald Everett (TE)**	**1-0**

GAMES WITH 300-YARD PASSER, 100-YARD RECEIVER(S), 100-YARD RUSHER

Game/Date	300-Yard Passer	100-Yard Receiver(s)	100-Yard Rusher
vs. SF, 10/23/83	QB V. Ferragamo (26-35, 327 yds, 5 TD, 2 Int.)	TE M. Barber (8-113, 1 TD)	RB E. Dickerson (25-144)
at Det, 12/6/87	QB J. Everett (20-26, 324 yds, 2 TD, 2 Int.)	WR H. Ellard (7-171, 1 TD)	RB C. White (29-102, 1 TD)
at Den, 11/27/88	QB J. Everett (25-47, 365 yds, 2 TD, 1 Int.)	WR H. Ellard (11-167, 2 TD)	RB G. Bell (22-112, 1 TD)
vs. Atl, 10/21/90	QB J. Everett (24-38, 302 yds, 3 TD)	WR H. Ellard (6-109, 1 TD)	RB C. Gary (19-102, 2 TD)
at Atl, 12/1596	QB T. Banks (11-16, 304 yds, 3 TD, 1 Int.)	WR E. Kennison (5-226, 3 TD)	RB L. Phillips (22-122, 1 TD)
at Car, 12/5/99	QB K. Warner (22-31, 351 yds, 3 TD, 2 Int.)	WR A. Hakim (4-122, 2 TD) WR I. Bruce (6-111)	RB M. Faulk (22-118)
at NO, 12/12/99	QB K. Warner (21-31, 346 yds, 2 TD, 1 Int.)	WR T. Holt (6-112) WR I. Bruce (4-102)	RB M. Faulk (29-154, 1 TD)
vs. SF, 9/17/00	QB K. Warner (23-34, 394 yds, 2 TD, 2 Int.)	WR I. Bruce (8-188, 1 TD)	RB M. Faulk (25-134, 3 TD);
vs. SD, 10/1/00	QB K. Warner (30-24, 390, 4 TD)	WR I. Bruce (9-167, 2 TD) RB M. Faulk (6-116, 2 TD) WR A. Hakim (5-104)	RB J. Watson (14-102, 1 TD)
vs. Min, 12/10/00	QB K. Warner (27-32, 346 yds)	WR T. Holt (9-172)	RB M. Faulk (25-135, 4 TD)
at SF, 9/23/01	QB K. Warner (24-35, 321 yds, 3 TD, 1 Int.)	WR I. Bruce (8-144, 1 TD)	RB M. Faulk (18-105)
vs. Ind, 12/30/01	QB K. Warner (23-20, 359 yds, 3 TD, 1 Int.)	WR T. Holt (7-203, 2 TD)	RB M. Faulk (25-118, 3 TD)
at Ari, 11/23/03	QB M. Bulger (28-44, 329 yds, 1 TD, 4 Int.)	WR T. Holt (9-145)	RB M. Faulk (24-100, 1 TD)
at Hou, 11/27/05	QB R. Fitzpatrick (19-30, 310 yards, 1 TD, 3 Int.)	WR T. Holt (10-130, 1 TD)	RB M. Faulk (24-100, 1 TD)
vs. Was, 12/24/06	QB M. Bulger (28-38), 388 yards, 4 TD, 0 Int.)	WR I. Bruce (9-148, 1 TD) RB S. Jackson (6-102, 1 TD)	RB S. Jackson (33-150, 1 TD)
at Ten, 12/24/17	**QB J. Goff (22-38, 301 yards, 4 TD)**	**RB T. Gurley II (10-158, 2 TD)**	**RB T. Gurley II (22-118)**
vs. LAC, 9/23/18	**QB J. Goff (29-36, 354 yards, 3 TD)**	**WR R. Woods (10-104, 2 TD)**	**RB T. Gurley II (23-105)**
vs. Sea, 11/11/18	**QB J. Goff (28-39, 318 yards, 2 TD)**	**WR B. Cooks (10-100)**	**RB T. Gurley II (16-120)**

LARGEST MARGIN OF VICTORY

Points	Score	Opponent/Date
59 points	(59-0)	vs. Atlanta, Dec. 4, 1976
52 points	(52-0)	vs. Oakland, Nov. 30, 2014
49 points	(56-7)	vs. San Francisco, Nov. 9, 1958
48 points	(48-0)	at Baltimore, Sept. 26, 1954
43 points	(70-27)	vs. Baltimore, Oct. 22, 1950
	(45-21)	vs. Baltimore, Dec. 5, 1953
	(59-16)	vs. Atlanta, Nov. 10, 1996
41 points	(65-24)	vs. Detroit, Oct. 29, 1950
	(55-14)	vs. New York Giants, Nov. 13, 1966
40 points	(54-14)	at New York Yanks, Sept. 28, 1951
39 points	(42-3)	at Philadelphia, Nov. 3, 1975
	(45-6)	vs. Seattle, Oct. 31, 1976
37 points	(46-9)	vs. Indianapolis, Sept. 10, 2017

LARGEST MARGIN OF DEFEAT

Points	Score	Opponent/Date
48 points	(48-0)	at San Francisco, Dec. 27, 1987
44 points	(47-3)	at New York Jets, Nov. 9, 2008
47 points	(47-0)	at Chicago Bears, Nov. 29, 1942
40 points	(47-7)	at Tennessee, Dec. 13, 2009
39 points	(49-10)	at Kansas City, Dec. 8, 2002
38 points	(52-14)	vs. Chicago Bears, Oct. 13, 1963
	(44-6)	at Detroit, Oct. 10, 2010
	(45-7)	vs. New England, Oct. 28, 2012
	(44-6)	vs. Arizona Cardinals, Jan. 1, 2017
36 points	(56-20)	at Philadelphia, Oct. 8, 1950
	(42-6)	at Pittsburgh, Nov. 3, 1996
	(42-6)	vs. Indianapolis, Oct. 25, 2009
35 points	(35-0)	at San Francisco, Oct. 4, 2009
	(38-3)	at Philadelphia, Sept. 7, 2008
	(35-0)	at San Francisco, Oct. 8, 1961
	(56-21)	at Baltimore, Nov. 25, 1956
	(42-7)	vs. Green Bay, Nov. 12, 1944
	(49-14)	at New York, Nov. 16, 1941

LOS ANGELES RAMS 2019 GAME SUMMARIES

1 LOS ANGELES 30, CAROLINA 27

September 8, 2019 - Bank of America Stadium - Charlotte, N.C.

Weather: 87 degrees, sunny - Attendance 72,005 - Time 3:12

The Rams came away with the victory on the road in Week 1, defeating the Carolina Panthers, 30-27. In the first quarter, Rams LB Cory Littleton forced his second career fumble and recovered the ball, ending Carolina's opening series. The play marked the four-year pro's first career fumble recovery. With 43 seconds left in the first quarter, Panthers K Joey Slye missed a 49-yard field goal attempt, leaving the score at 0-0 going into the second quarter. The Rams started the second quarter with a 49-yard field goal by K Greg Zuerlein. Looking to get points on the board, Panthers QB Cam Newton threw a backwards pass that was dropped and then recovered by Rams LB Samson Ebukam at the Panthers' 15 yard-line. Quick to capitalize, Rams RB Malcolm Brown ran for his first touchdown of the season, making the score 10-0. Zeurlein converted a 56-yard attempt with a little over a minute left in the second quarter bringing the score to 13-0. The Panthers had the ball at the end of the second quarter and Slye responded with a 46-yard field goal to put the Panthers on the board, making the score of 13-3. On the first drive of the second half, Zuerlein kicked a 27-yard field goal to increase the LA's lead to 16-3. On the ensuing drive, Panthers RB Christian McCaffrey took a shotgun snap in wildcat formation, faked to Newton and ran in his first touchdown of the season. In response, Brown carried the Rams down the field, eventually finding the endzone on a 1-yard rush for his second touchdown of the day and the first multi-touchdown game of his career. Toward the end the third quarter, Slye made a 52-yard field goal, making the score 23-13. At the beginning of the fourth quarter, Panthers LB Jermaine Carter Jr. blocked a Rams punt that was recovered by Carolina RB Reggie Bonnafon. The blocked punt set up McCaffrey's second touchdown of the day, making the score 23-20. On LA's following drive, Panthers CB James Bradberry picked off Rams QB Jared Goff. It was Goff's first interception in a season opener. The following possession, Goff responded with a 5-yard touchdown pass to TE Tyler Higbee, extending the Rams' lead to 30-20. With less than six minutes left in the game, Littleton picked off Newton's pass, the linebacker's fifth interception of his career. With time winding down, Panthers FB Alex Armah rushed for a 1-yard touchdown to make the score 30-27. The Rams would hold on, picking up their third Week 1 victory under Head Coach Sean McVay. The Rams' defense tallied 3.0 sacks on the day, with OLB Dante Fowler Jr. leading the way with 2.0. It was Fowler's first multi-sack game since 2017. LB Clay Matthews also added his first sack as a member of the Rams.

STARTING LINEUPS

LOS ANGELES RAMS

WR	18	C. Kupp	DE	90	M. Brockers
TE	89	T. Higbee	DT	69	S. Joseph
LT	77	A. Whitworth	DT	99	A. Donald
LG	70	J. Noteboom	WILL	56	D. Fowler
C	55	Br. Allen	OLB	52	C. Matthews
RG	66	A. Blythe	ILB	58	C. Littleton
RT	79	R. Havenstein	ILB	54	B. Hager
WR	12	B. Cooks	LCB	22	M. Peters
WR	17	R. Woods	RCB	21	A. Talib
QB	16	J. Goff	SS	43	J. Johnson III
RB	30	T. Gurley II	FS	32	E. Weddle

CAROLINA PANTHERS

WR	12	D. Moore	DE	93	G. McCoy
LT	60	D. Williams	DE	56	J. Carter
LG	73	G. Van Roten	DE	99	K. Short
C	61	M. Paradis	OLB	97	M. Addison
RG	70	T. Turner	ILB	54	S. Thompson
RT	72	T. Moton	ILB	59	L. Kuechly
TE	88	G. Olsen	OLB	53	B. Burns
WR	10	C. Samuel	CB	26	D. Jackson
QB	1	C. Newton	CB	24	J. Bradberry
TE	82	C. Manhertz	SS	25	E. Reid
RB	22	C. McCaffrey	FS	33	T. Boston

LOS ANGELES SUBSTITUTIONS: K 4 G.Zuerlein, P 6 J.Hekker, WR 19 J.Natson, CB 20 T.Hill, CB 23 N.Robey, S 24 T.Rapp, S 26 M.Christian, RB 27 D.Henderson, DB 31 D.Williams, S 33 N.Scott, RB 34 M.Brown, LS 44 J.McQuaide, LB 48 T.Howard, OLB 50 S.Ebukam, LB 51 T.Reeder, LB 57 N.Patrick, OL 64 J.Demby, T 73 D.Edwards, TE 81 G.Everett, WR 83 J.Reynolds, WR 88 M.Thomas, DT 92 T.Smart, DE 97 M.Fox
LOS ANGELES INACTIVES: WR 14 N.Webster, CB 25 D.Long, OLB 45 O.Okoronkwo, C 65 C.Shelton, T 71 B.Evans, TE 82 J.Mundt, DT 91 G.Gaines
LOS ANGELES DID NOT PLAY: QB 5 B.Bortles

SCORING SUMMARY

		1	2	3	4	OT	TOTAL	FIELD GOALS
VISITOR	Los Angeles Rams	0	13	10	7	-	30	(49), (56), (27), 41WL
HOME	Carolina Panthers	0	3	10	14	-	27	53 WR, (46), (52)

TEAM	Qtr	Clock Time	Play (Extra Point) (Drive Info)	Visitor	Home
Rams	2	13:43	G.Zuerlein 49 yd. Field Goal (7-26, 1:58)	3	0
Rams	2	12:44	M.Brown 5 yd. run (G.Zuerlein kick) (2-10, 0:23)	10	0
Rams	2	1:02	G.Zuerlein 56 yd. Field Goal (9-33, 3:54)	13	0
Panthers	2	0:00	J.Slye 46 yd. Field Goal (8-47, 1:02)	13	3
Rams	3	11:53	G.Zuerlein 27 yd. Field Goal (7-66, 3:07)	16	3
Panthers	3	8:28	C.McCaffrey 8 yd. run (J.Slye kick) (8-60, 3:25)	16	10
Rams	3	2:51	M.Brown 1 yd. run (G.Zuerlein kick) (13-75, 5:37)	23	10
Panthers	3	0:11	J.Slye 52 yd. Field Goal (8-36, 2:40)	23	13
Panthers	4	13:10	C.McCaffrey 2 yd. run (J.Slye kick) (2-5, 0:28)	23	20
Rams	4	6:37	T.Higbee 5 yd. pass from J.Goff (G.Zuerlein kick) (7-57, 3:54)	30	20
Panthers	4	1:58	A.Armah 1 yd. run (J.Slye kick) (9-69, 2:08)	30	27

FINAL TEAM STATISTICS

	RAMS	PANTHERS
TOTAL FIRST DOWNS	**22**	**21**
By Rushing	9	8
By Passing	12	13
By Penalty	1	0
THIRD DOWN EFFICIENCY	**9-17-53%**	**5-11-45%**
FOURTH DOWN EFFICIENCY	**0-0-0%**	**0-0-0%**
TOTAL NET YARDS	**349**	**343**
Total Offensive Plays	72	64
Average gain per offensive play	4.8	5.4
NET YARDS RUSHING	**166**	**127**
Total Rushing Plays	32	23
Average gain per rushing play	5.2	5.5
Tackles for a loss-number and yards	2-6	2-6
NET YARDS PASSING	**183**	**216**
Times thrown - yards lost attempting to pass	1-3	3-23
Gross yards passing	186	239
PASS ATTEMPTS-COMP-HAD INT	**39-23-1**	**38-25-1**
Avg gain per pass play	4.6	5.3
KICKOFFS Number-In End Zone-TBs	**7-5-4**	**5-4-4**
PUNTS Number and Average	**4-34.5**	**4-48.3**
Had Blocked	1	0

	RAMS	PANTHERS
FGs - PATs Had Blocked	**0-0**	**0-0**
Net Punting Average	28.5	38.5
TOTAL RETURN YARDAGE (W/O KOR)	**45**	**24**
No. and Yards Punt Returns	2-19	2-24
No. and Yards Kickoff Returns	0-0	2-51
No. and Yards Interception Returns	1-26	1-0
PENALTIES Number and Yards	**5-43**	**6-46**
FUMBLES Number and Lost	**1-0**	**2-2**
TOUCHDOWNS	**3**	**3**
Rushing	2	3
Passing	1	0
EXTRA POINTS Made-Attempts	**3-3**	**3-3**
Kicking Made-Attempts	3-3	3-3
FIELD GOALS Made-Attempts	**3-4**	**2-3**
RED ZONE EFFICIENCY	**3-4-75%**	**3-3-100%**
GOAL TO GO EFFICIENCY	**3-3-100%**	**3-3-100%**
SAFETIES	**0**	**0**
FINAL SCORE	**30**	**27**
TIME OF POSSESSION	**33:16**	**26:44**

FINAL INDIVIDUAL STATISTICS

LOS ANGELES RAMS

RUSHING	ATT	YDS	AVG	LG	TD
T. Gurley II	14	97	6.9	25	0
M. Brown	11	53	4.8	17	2
R. Woods	2	16	8.0	20	0
J. Goff	4	0	0.0	3	0
D. Henderson	1	0	0.0	0	0
Total	**32**	**166**	**5.2**	**25**	**2**

PASSING	ATT	CMP	YDS	SK/YD	TD	LG	IN	RT.
J. Goff	39	23	186	1/3	1	24	1	69.0
Total	**39**	**23**	**186**	**1/3**	**1**	**24**	**1**	**69.0**

RECEIVING	NO	YDS	AVG	LG	TD
R. Woods	8	70	8.8	22	0
C. Kupp	7	46	6.6	10	0
T. Higbee	4	20	5.0	6	1
B. Cooks	2	39	19.5	24	0
G. Everett	1	7	7.0	7	0
T. Gurley II	1	4	4.0	4	0
J. Reynolds	0	0	0.0	0	0
Total	**23**	**186**	**8.1**	**24**	**1**

INTERCEPTIONS	NO	YDS	AVG	LG	TD
C. Littleton	1	26	26.0	26	0
Total	**1**	**26**	**26.0**	**26**	**0**

PUNTING	NO	YDS	AVG	NET	TB/I20	LG
J. Hekker	3	138	46.0	28.5	0/0	68
[BLOCKED]	1	0		0.0		
Total	**4**	**138**	**34.5**	**28.5**	**0/0**	**68**

PUNT RETURNS	NO	YDS	AVG	FC	LG	TD
J. Natson	2	19	9.5	1	16	0
[TOUCHBACK]	1	0	0.0	0	0	0
Total	**2**	**19**	**9.5**	**1**	**16**	**0**

KICKOFF RETURNS	NO	YDS	AVG	FC	LG	TD
[TOUCHBACK]	4	0	0.0	0	0	0
Total	**0**	**0**	**0.0**	**0**	**0**	**0**

CAROLINA PANTHERS

RUSHING	ATT	YDS	AVG	LG	TD
C.McCaffrey	19	128	6.7	23	2
A.Armah	1	1	1.0	1	1
C.Newton	3	-2	-0.7	3	0
Total	**23**	**127**	**5.5**	**23**	**3**

PASSING	ATT	CMP	YDS	SK/YD	TD	LG	IN	RT.
C.Newton	38	25	239	3/23	0	17	1	72.1
Total	**38**	**25**	**239**	**3/23**	**0**	**17**	**1**	**72.1**

RECEIVING	NO	YDS	AVG	LG	TD
C.McCaffrey	10	81	8.1	17	0
D.Moore	7	76	10.9	15	0
G.Olsen	4	36	9.0	14	0
C.Samuel	3	32	10.7	16	0
J.Wright	1	14	14.0	14	0
I.Thomas	0	0	0.0	0	0
C.Hogan	0	0	0.0	0	0
Total	**25**	**239**	**9.6**	**17**	**0**

INTERCEPTIONS	NO	YDS	AVG	LG	TD
J.Bradberry	1	0	0.0	0	0
Total	**1**	**0**	**0.0**	**0**	**0**

PUNTING	NO	YDS	AVG	NET	TB/I20	LG
M.Palardy	4	193	48.3	38.5	1/1	58
Total	**4**	**193**	**48.3**	**38.5**	**1/1**	**58**

PUNT RETURNS	NO	YDS	AVG	FC	LG	TD
R.McCloud	2	24	12.0	0	13	0
[OUT OF BOUNDS]	1	0	0.0	0	0	0
Total	**2**	**24**	**12.0**	**0**	**13**	**0**

KICKOFF RETURNS	NO	YDS	AVG	FC	LG	TD
R.McCloud	2	51	25.5	0	26	0
[OUT OF BOUNDS]	1	0	0.0	0	0	0
[TOUCHBACK]	4	0	0.0	0	0	0
Total	**2**	**51**	**25.5**	**0**	**26**	**0**

DEFENSIVE STATISTICS (BASED ON GAMEBOOK)

PLAYER	T	S	A	S-YDS	I-YDS	PD	FF	FR
C. Littleton	14	8	6	0-0	1-26	2	1	1
J. Johnson	11	6	5	0-0	0-0	0	0	0
T. Rapp	7	3	4	0-0	0-0	0	0	0
E. Weddle	6	2	4	0-0	0-0	0	0	0
M. Christian	4	2	2	1-3	0-0	0	0	0
M. Peters	4	2	2	0-0	0-0	0	0	0
C. Matthews	3	2	1	1-6	0-0	0	0	0
B. Hager	3	1	2	0-0	0-0	0	0	0
D. Fowler	2	2	0	2-17	0-0	0	0	0
N. Robey	2	2	0	0-0	0-0	0	0	0
M. Brockers	2	2	0	0-0	0-0	0	0	0

PLAYER	T	S	A	S-YDS	I-YDS	PD	FF	FR
A. Donald	1	1	0	0-0	0-0	0	0	0
S. Ebukam	1	1	0	0-0	0-0	0	1	1
M. Fox	1	1	0	0-0	0-0	0	0	0
A. Talib	1	0	1	0-0	0-0	1	0	0
J. Hekker	0	0	0	0-0	0-0	0	0	0
T. Hill	0	0	0	0-0	0-0	0	0	0
M. Brown	0	0	0	0-0	0-0	0	0	0
T. Reeder	0	0	0	0-0	0-0	0	0	0
R. Woods	0	0	0	0-0	0-0	0	0	0
A. Blythe	0	0	0	0-0	0-0	0	0	0
Totals	**62**	**35**	**27**	**3-23**	**1-26**	**3**	**2**	**2**

2 LOS ANGELES 27, NEW ORLEANS 9

September 15, 2019 - Los Angeles Memorial Coliseum - Los Angeles, Calif.

Weather: 85 degrees, cloudy - Attendance 71,460 - Time 3:09

A strong second half performance by the Los Angeles Rams propelled the team to a 27-9 win over the New Orleans' Saints in the 2019 home opener. On New Orleans first drive, Saints QB Drew Brees threw a pass intended for Saints TE Jared Cook where Rams S Eric Weddle made the stop near the Rams 35-yard line. The ball popped into the air following Weddle's tackle, and Rams S John Johnson III hauled in the loose ball for the early interception. The play led to a 24-yard field goal by Rams K Greg Zuerlein that was set up by a 57-yard pass from Rams QB Jared Goff to WR Brandin Cooks. The completion was Goff's longest since Week 4 of 2018 and helped push LA to a 3-0 lead. On the Saints' second drive, Brees suffered a hand injury and was replaced by backup QB Teddy Bridgewater. Brees would not return. Bridgewater and the Saints offense finished the drive, which resulted in K Wil Lutz to tie the game at three. With 6:08 left in the second quarter, Saints DE Cameron Jordan recovered a fumble following a DE Trey Hendrickson sack and returned it for a touchdown that was called back after it was initially ruled an incomplete pass. Gaining possession at New Orleans' 13 after the overturned call, the Saints reached midfield, but failed to convert on fourth-and-1 at their own 48 as RB Alvin Kamara was tackled at the line of scrimmage. On the next drive, Rams RB Todd Gurley II ran the ball up the field and hurdled over the defender for a 20-yard gain. With seven seconds left in the opening half, Zuerlein kicked a 22-yard field goal, bringing the score to 6-3. Starting off the second half, Lutz converted on a 52-yard field goal to tie the game at 6-6. Later in the third quarter, the Rams converted in the red zone as Gurley dove for the pylon from four yards out and scored his first touchdown of the season. The touchdown gave Gurley 348 points for his career, tying him with Hall of Fame RB Eric Dickerson for 13th on the Rams All-Time Scoring List. Back-to-back sacks by Rams LB Clay Matthews and DL Michael Brockers forced the Saints to punt from deep in their own territory on the ensuing drive. A 26-yard punt return by JoJo Natson helped set up a short field for Los Angeles to work with, and L.A. capitalized with a 2-yard touchdown pass from Goff to WR Brandin Cooks and Zuerlein PAT for a 20-6 lead with 1:03 left in the third quarter. Starting off the fourth quarter, Lutz made a 42-yard field goal to try and lessen the 11-point deficit, but the Rams responded quickly. Goff connected with WR Cooper Kupp as he stiff-armed Saints CB on a 67-yard that brought LA down to the Saints 1-yard line. Jared Goff dialed up a quarterback sneak for a Rams TD to give LA a 27-9 lead. Goff eclipsed the 10,000-yard threshold and now has 10,050 yards in his career with the completion to Kupp, becoming the 14th QB since 1950 to do it in his first 40 games. Since returning to LA, The Rams have won all of their home season openers. The Rams are now 43-34 against the New Orleans Saints.

STARTING LINEUPS

NEW ORLEANS SAINTS

WR	13	M. Thomas	RDE	92	M. Davenport
LT	72	T. Armstead	NT	90	M. Brown
LG	75	A. Peat	DT	93	D. Onyemata
C	78	E. McCoy	LDE	94	C. Jordan
RG	67	L. Warford	WILL	56	D. Davis
RT	71	R. Ramczyk	SAM	53	A. Klein
TE	89	J. Hill	LCB	25	E. Apple
WR	19	T. Ginn	CB	26	P. Williams
QB	9	D. Brees	SS	24	V. Bell
RB	41	A. Kamara	FS	43	M. Williams
FB	42	Z. Line	RCB	23	M. Lattimore

LOS ANGELES RAMS

WR	18	C. Kupp	DE	90	M. Brockers
TE	89	T. Higbee	NT	69	S. Joseph
LT	77	A. Whitworth	DT	99	A. Donald
LG	70	J. Noteboom	WILL	56	D. Fowler
C	55	Br. Allen	OLB	52	C. Matthews
RG	66	A. Blythe	ILB	58	C. Littleton
RT	79	R. Havenstein	ILB	54	B. Hager
WR	12	B. Cooks	LCB	22	M. Peters
WR	17	R. Woods	RCB	21	A. Talib
QB	16	J. Goff	SS	43	J. Johnson
HB	30	T. Gurley	FS	32	E. Weddle

LOS ANGELES SUBSTITUTIONS: K 4 G.Zuerlein, P 6 J.Hekker, WR 19 J.Natson, CB 20 T.Hill, CB 23 N.Robey, S 24 T.Rapp, S 26 M.Christian, S 33 N.Scott, RB 34 M.Brown, LS 44 J.McQuaide, LB 48 T.Howard, OLB 50 S.Ebukam, LB 51 T.Reeder, LB 57 N.Patrick, OL 64 J.Demby, T 73 D.Edwards, TE 81 G.Everett, WR 83 J.Reynolds, WR 88, M.Thomas, DT 91 G.Gaines, DT 92 T.Smart, DE 97 M.Fox

LOS ANGELES INACTIVES: WR 14 N.Webster, CB 25 D.Long, DB 31 D.Williams, OLB 45 O.Okoronkwo, C 65 C.Shelton, T 71 B.Evans, TE 82 J.Mundt

LOS ANGELES DID NOT PLAY: QB 5 B.Bortles, RB 27 D.Henderson

SCORING SUMMARY

		1	2	3	4	OT	TOTAL	FIELD GOALS
VISITOR	New Orleans Saints	0	3	3	3	-	9	(34) (52) (42)
HOME	Los Angeles Rams	3	3	14	7	-	27	(24) (22)

TEAM	Qtr	Clock Time	Play (Extra Point) (Drive Info)	Visitor	Home
Rams	1	8:42	G.Zuerlein 24 yd. Field Goal (7-56, 3:43)	0	3
Saints	2	11:06	W.Lutz 34 yd. Field Goal (7-25, 3:15)	3	3
Rams	2	0:03	G.Zuerlein 22 yd. Field Goal (7-44, 2:36)	3	6
Saints	3	9:49	W.Lutz 52 yd. Field Goal (10-37, 4:16)	6	6
Rams	3	5:39	T.Gurley 4 yd. run (G.Zuerlein kick) (9-75, 4:10)	6	13
Rams	3	1:00	B.Cooks 2 yd. pass from J.Goff (G.Zuerlein kick) (5-26, 2:37)	6	20
Saints	4	10:58	W.Lutz 42 yd. Field Goal (9-51, 5:02)	9	20
Rams	4	8:37	J.Goff 1 yd. run (G.Zuerlein kick) (4-75, 2:21)	9	27

FINAL TEAM STATISTICS

	SAINTS	RAMS
TOTAL FIRST DOWNS	**15**	**20**
By Rushing	2	7
By Passing	11	11
By Penalty	2	2
THIRD DOWN EFFICIENCY	**4-13-31%**	**5-13-38%**
FOURTH DOWN EFFICIENCY	**0-1-0%**	**0-0-0%**
TOTAL NET YARDS	**244**	**380**
Total Offensive Plays	57	61
Average gain per offensive play	4.3	6.2
NET YARDS RUSHING	**57**	**115**
Total Rushing Plays	20	30
Average gain per rushing play	2.9	3.8
Tackles for a loss-number and yards	2-9	1-1
NET YARDS PASSING	**187**	**265**
Times thrown - yards lost attempting to pass	2-16	3-18
Gross yards passing	203	283
PASS ATTEMPTS-COMP-HAD INT	**35-20-1**	**28-19-0**
Avg gain per pass play	5.1	8.5
KICKOFFS Number-In End Zone-TBs	**4-4-4**	**6-6-6**
PUNTS Number and Average	**5-48.8**	**4-49.8**
Had Blocked	0	0

	SAINTS	RAMS
FGs - PATs Had Blocked	**0-0**	**0-0**
Net Punting Average	40.4	41.3
TOTAL RETURN YARDAGE (W/O KOR)	**34**	**42**
No. and Yards Punt Returns	3-34	2-42
No. and Yards Kickoff Returns	0-0	0-0
No. and Yards Interception Returns	0-0	1-0
PENALTIES Number and Yards	**11-87**	**8-65**
FUMBLES Number and Lost	**1-0**	**1-1**
TOUCHDOWNS	**0**	**3**
Rushing	0	2
Passing	0	1
EXTRA POINTS Made-Attempts	**0-0**	**3-3**
Kicking Made-Attempts	0-0	3-3
FIELD GOALS Made-Attempts	**3-3**	**2-2**
RED ZONE EFFICIENCY	**0-1-0%**	**3-6-50%**
GOAL TO GO EFFICIENCY	**0-0-0%**	**3-3-100%**
SAFETIES	**0**	**0**
FINAL SCORE	**0**	**27**
TIME OF POSSESSION	**29:39**	**30:21**

FINAL INDIVIDUAL STATISTICS

NEW ORLEANS SAINTS

RUSHING	ATT	YDS	AVG	LG	TD
A. Kamara	13	45	3.5	12	0
L. Murray	5	7	1.4	4	0
T. Bridgewater	2	5	2.5	4	0
Total	**20**	**57**	**2.9**	**12**	**0**

PASSING	ATT	CMP	YDS	SK/YD	TD	LG	IN	RT.
T. Bridgewater	30	17	165	2/16	0	28	0	72.2
D. Brees	5	3	38	0/0	0	19	1	44.2
Total	**35**	**20**	**203**	**2/16**	**0**	**28**	**1**	**62.0**

RECEIVING	NO	YDS	AVG	LG	TD
M. Thomas	13	89	8.9	19	0
T. Smith	3	49	16.3	28	0
J. Cook	7	25	12.5	18	0
T. Hill	3	16	8.0	9	0
L. Murray	1	16	16.0	16	0
A. Kamara	3	15	15.0	15	0
D. Harris	1	-7	-7.0	-7	0
Z. Line	1	0	0.0	0	0
Total	**32**	**203**	**10.2**	**28**	**0**

INTERCEPTIONS	NO	YDS	AVG	LG	TD
Total	**0**	**0**	**0**	**0**	**0**

PUNTING	NO	YDS	AVG	NET	TB/I20	LG
T. Morstead	5	244	48.8	40.4	0/3	55
Total	**5**	**244**	**48.8**	**40.4**	**0/3**	**55**

PUNT RETURNS	NO	YDS	AVG	FC	LG	TD
D. Harris	3	34	11.3	0	19	0
[OUT OF BOUNDS]	1	0	0.0	0	0	0
Total	**3**	**34**	**11.3**	**0**	**19**	**0**

KICKOFF RETURNS	NO	YDS	AVG	FC	LG	TD
[TOUCHBACK]	6	0	0.0	0	0	0
Total	**0**	**0**	**0.0**	**0**	**0**	**0**

LOS ANGELES RAMS

RUSHING	ATT	YDS	AVG	LG	TD
T. Gurley	16	63	3.9	20	1
M. Brown	6	37	6.2	13	0
R. Woods	1	9	9.0	9	0
C. Kupp	1	6	6.0	6	0
B. Cooks	1	2	2.0	2	0
G. Everett	1	0	0.0	0	0
J. Goff	4	-2	-0.5	1	1
Total	**32**	**166**	**5.2**	**25**	**2**

PASSING	ATT	CMP	YDS	SK/YD	TD	LG	IN	RT.
J. Goff	28	19	283	3/18	1	66	0	112.6
Total	**28**	**19**	**283**	**3/18**	**1**	**66**	**0**	**112.6**

RECEIVING	NO	YDS	AVG	LG	TD
C. Kupp	9	120	24.0	66	0
B. Cooks	4	74	24.7	57	1
G. Everett	5	21	7.0	11	0
T. Gurley II	4	4	1.3	9	0
R. Woods	2	33	16.5	19	0
T. Higbee	3	21	10.5	18	0
M. Brown	1	10	10.0	10	0
Total	**28**	**283**	**14.9**	**66**	**1**

INTERCEPTIONS	NO	YDS	AVG	LG	TD
J. Johnson	1	0	0.0	0	0
Total	**1**	**0**	**0.0**	**0**	**0**

PUNTING	NO	YDS	AVG	NET	TB/I20	LG
J. Hekker	4	199	49.8	41.3	0/0	66
Total	**4**	**199**	**49.8**	**41.3**	**0/0**	**66**

PUNT RETURNS	NO	YDS	AVG	FC	LG	TD
J. Natson	2	42	21.0	3	32	0
Total	**2**	**42**	**21.0**	**3**	**32**	**0**

KICKOFF RETURNS	NO	YDS	AVG	FC	LG	TD
[TOUCHBACK]	4	0	0.0	0	0	0
Total	**0**	**0**	**0.0**	**0**	**0**	**0**

DEFENSIVE STATISTICS (BASED ON GAMEBOOK)

PLAYER	T	S	A	S-YDS	I-YDS	PD	FF	FR
C. Littleton	8	5	3	0-0	0-0	2	0	0
E. Weddle	7	5	2	0-0	0-0	1	0	0
N. Robey	6	4	2	0-0	0-0	1	0	0
J. Johnson	6	4	2	0-0	1-0	1	0	0
T. Rapp	6	2	4	0-0	0-0	1	0	0
D. Fowler	5	4	1	0-0	0-0	0	0	0
B. Hager	4	3	1	0-0	0-0	0	0	0
C. Matthews	3	3	0	1-5	0-0	0	1	0
M. Brockers	3	1	2	1-11	0-0	0	0	0

PLAYER	T	S	A	S-YDS	I-YDS	PD	FF	FR
A. Talib	2	0	2	0-0	0-0	0	0	0
A. Donald	1	1	0	0-0	0-0	0	0	0
S. Joseph	1	1	0	0-0	0-0	0	0	0
S. Ebukam	1	1	0	0-0	0-0	0	0	0
T. Smart	1	0	1	0-0	0-0	0	0	0
M. Peters	0	0	0	0-0	0-0	1	0	0
N. Scott	0	0	0	0-0	0-0	0	0	0
T. Howard	0	0	0	0-0	0-0	0	0	0
Totals	**54**	**34**	**20**	**2-16**	**1-0**	**7**	**1**	**0**

3 LOS ANGELES 20, CLEVELAND 13

September 22, 2019 - First Energy Stadium - Cleveland, Ohio

Weather: 83 degrees, mostly clear - Attendance 67,895 - Time 3:04

The Los Angeles Rams continued their unbeaten streak when they defeated the Cleveland Browns, 20-13. After a slow start, the Rams got on the board with a 51-yard, 11-play scoring drive finished off by a 53-yard field goal by Rams K Greg Zuerlein for an early 3-0 lead with 4:06 left in the first quarter. The Browns responded with a drive that ended with a 23-yard field goal by Browns K Austin Seibert to tie it 3-3 with 11:41 left in the second quarter. On LA's ensuing possession, a 38-yard punt from Rams P Johnny Hekker pinned Cleveland on its own 6-yard line, and the Browns went three-and-out unable to escape from deep into their own territory. It was an early win for the Rams defense as they stopped the Browns at the L.A. 5-yard line as they were forced to punt. A 48-yard missed field goal attempt by Zuerlein set up the Browns at midfield late in the second quarter, but they were unable to capitalize because of a false start penalty and a timely pass breakup by Rams CB Nickell Robey-Coleman. With 18 seconds left in the first half, Browns DE Myles Garrett managed to strip the ball loose from Rams QB Jared Goff. The fumble was picked up on the run by Browns LB Joe Schobert, who returned it to the L.A. 17-yard line. While Cleveland couldn't find the endzone, the takeaway was enough to set up a 35-yard field goal by Seibert with four seconds left and a 6-3 halftime lead. It was the first time since Week 16 of 2018 that Los Angeles trailed in a game. Los Angeles opened the second half with a statement drive, finished off by an 11-yard touchdown pass from to Rams WR Cooper Kupp. It was Kupp's first touchdown since coming back from injury. Browns RB Nick Chubb showed up for the Browns, accounting for 65 of the Browns' 75 yards on the next drive. This ended with a 2-yard touchdown pass from Browns QB Baker Mayfield to TE Demetrius Harris for a 13-10 Cleveland lead with 4:40 left in the third quarter. Looking to regain the lead, Goff was intercepted by Browns DB T.J. Carrie at the Cleveland 49-yard line. The Rams defense forced Cleveland to punt with 2:05 left in the third quarter. Starting off the fourth quarter, Rams WR Robert Woods recorded a 17-yard carry on a double reverse that set up the Rams' second touchdown of the night in which Kupp darted across the goal line for a wide-open touchdown to give the Rams a lead of 17-13. This was Kupp's second career multi-touchdown game and he finished the night with career high 11 receptions, besting his previous single-game high of nine catches. With 9:19 left in the game, the Browns faced a fourth-and-9 from the Rams 40-yard line. Rams S Eric Weddle stopped Chubb on a 2-yard carry, giving the Rams possession. Assisted by a 15-yard unnecessary roughness penalty against Cleveland S Jermaine Whitehead, LA capitalized on the field position with a 37-yard field goal by Zuerlein to extend their lead to 20-13 with 6:40 left in regulation. A 13-yard penalty on the ensuing kickoff return by the Browns took them to the 20, but an illegal block in the back call forced them to start that drive from their own 10. Rams DT Aaron Donald got his first sack of the season on the series' first snap, resulting in a 7-yard loss. Rams LB Clay Matthews came in strong as he forced a fourth down with his third sack of the night, this was his first multi-sack game of his career since 2017. Looking deep left for Woods on the ensuing drive, Goff was intercepted by Burris. Cleveland got all the way down to the Los Angeles 4-yard line with 33 seconds left when Rams S John Johnson III stepped in front of a Mayfield's pass intended for Browns WR Damion Ratley to clinch the victory for L.A. The interception in the endzone secured a 20-13 Rams win over the Browns. The Rams have now defeated Cleveland in three consecutive meetings, giving the Rams a 13-11 edge in their all-time series. Los Angeles remains a perfect 9-0 in regular season games against AFC opponents under Head Coach Sean McVay. Since McVay took over as head coach, the Rams have generated a 15-3 record in regular season games on the road.

STARTING LINEUPS

LOS ANGELES RAMS

WR	18	C. Kupp	DE	90	M. Brockers
TE	81	G. Everett	NT	69	S. Joseph
LT	77	A. Whitworth	DT	99	A. Donald
LG	70	J. Noteboom	WILL	56	D. Fowler
C	55	Br. Allen	OLB	52	C. Matthews
RG	64	J. Demby	ILB	58	C. Littleton
RT	79	R. Havenstein	ILB	54	B. Hager
WR	12	B. Cooks	LCB	22	M. Peters
WR	17	R. Woods	RCB	21	A. Talib
QB	16	J. Goff	SS	43	J. Johnson
HB	30	T. Gurley II	FS	32	E. Weddle

CLEVELAND BROWNS

WR	80	J. Landry	DE	95	M. Garrett
LT	78	G. Robinson	DT	65	L. Ogunjobi
LG	75	J. Bitonio	DT	98	S. Richardson
C	64	J. Tretter	DE	54	O. Vernon
RG	72	E. Kush	MIKE	53	J. Schobert
RT	67	J. McCray	WILL	51	M. Wilson
TE	86	P. Brown	CB	38	T. Carrie
WR	13	O. Beckham	CB	39	T. Mitchell
QB	6	B. Mayfield	S	35	J. Whitehead
RB	24	N. Chubb	S	22	E. Murray
TE	88	D. Harris	DB	31	J. Burris

LOS ANGELES SUBSTITUTIONS: K 4 G.Zuerlein, P 6 J.Hekker, WR 19 J.Natson, CB 20 T.Hill, CB 23 N.Robey, S 24 T.Rapp, S 26 M.Christian, DB 31 D.Williams, S 33 N.Scott, RB 34 M.Brown, LS 44 J.McQuaide, LB 48 T.Howard, OLB 50 S.Ebukam, LB 51 T.Reeder, LB 57 N.Patrick, C 65 C.Shelton, T 73 D.Edwards, TE 82 J.Mundt, WR 83 J.Reynolds, WR 88 M.Thomas, DT 92 T.Smart, DE 97 M.Fox
LOS ANGELES INACTIVES: WR 14 N.Webster, CB 25 D.Long, OLB 45 O.Okoronkwo, OL 66 A.Blythe, T 71 B.Evans, TE 89 T.Higbee, DT 91 G.Gaines
LOS ANGELES DID NOT PLAY: QB 5 B.Bortles, RB 27 D.Henderson

SCORING SUMMARY

		1	2	3	4	OT	TOTAL	FIELD GOALS
VISITOR	Los Angeles Rams	3	0	7	10	-	20	(53) 48WR (37)
HOME	Cleveland Browns	0	6	7	0	-	13	(23) (35)

TEAM	Qtr	Clock Time	Play (Extra Point) (Drive Info)	Visitor	Home
Rams	1	4:06	G.Zuerlein 53 yd. Field Goal (11-51, 4:58)	3	0
Browns	2	11:41	A.Seibert 23 yd. Field Goal (13-70, 7:25)	3	3
Browns	2	0:00	A.Seibert 35 yd. Field Goal (4-0, 0:18)	3	6
Rams	3	10:40	C.Kupp 11 yd. pass from J.Goff (G.Zuerlein kick) (10-75, 4:20)	10	6
Browns	3	4:37	D.Harris 2 yd. pass from B.Mayfield (A.Seibert kick) (11-75, 6:03)	10	13
Rams	4	12:48	C.Kupp 6 yd. pass from J.Goff (G.Zuerlein kick) (8-72, 4:12)	17	13
Rams	4	6:37	G.Zuerlein 37 yd. Field Goal (9-43, 2:37)	20	13

FINAL TEAM STATISTICS

	RAMS	BROWNS
TOTAL FIRST DOWNS	**20**	**18**
By Rushing	3	4
By Passing	16	11
By Penalty	1	3
THIRD DOWN EFFICIENCY	**6-14-43%**	**6-16-38%**
FOURTH DOWN EFFICIENCY	**0-0-0%**	**0-2-0%**
TOTAL NET YARDS	**345**	**270**
Total Offensive Plays	64	63
Average gain per offensive play	5.4	4.3
NET YARDS RUSHING	**90**	**95**
Total Rushing Plays	24	24
Average gain per rushing play	3.8	4.0
Tackles for a loss-number and yards	2-6	1-2
NET YARDS PASSING	**255**	**175**
Times thrown - yards lost attempting to pass	2-14	3-20
Gross yards passing	269	195
PASS ATTEMPTS-COMP-HAD INT	**38-24-2**	**36-18-1**
Avg gain per pass play	6.4	4.5
KICKOFFS Number-In End Zone-TBs	**5-4-4**	**3-3-3**
PUNTS Number and Average	**2-39.5**	**6-40.0**
Had Blocked	0	0

	RAMS	BROWNS
FGs - PATs Had Blocked	**0-0**	**0-0**
Net Punting Average	39.5	40.0
TOTAL RETURN YARDAGE (W/O KOR)	**0**	**15**
No. and Yards Punt Returns	2-0	0-0
No. and Yards Kickoff Returns	0-0	1-12
No. and Yards Interception Returns	1-0	2-15
PENALTIES Number and Yards	**7-50**	**8-60**
FUMBLES Number and Lost	**1-1**	**1-0**
TOUCHDOWNS	**2**	**1**
Rushing	0	0
Passing	2	1
EXTRA POINTS Made-Attempts	**2-2**	**1-1**
Kicking Made-Attempts	2-2	1-1
FIELD GOALS Made-Attempts	**2-3**	**2-2**
RED ZONE EFFICIENCY	**2-3-67%**	**1-4-25%**
GOAL TO GO EFFICIENCY	**2-2-100%**	**1-3-33%**
SAFETIES	**0**	**0**
FINAL SCORE	**20**	**13**
TIME OF POSSESSION	**28:23**	**31:37**

FINAL INDIVIDUAL STATISTICS

LOS ANGELES RAMS

RUSHING	ATT	YDS	AVG	LG	TD
T. Gurley II	14	43	3.1	9	0
R. Woods	2	18	9.0	17	0
J. Goff	4	14	3.5	8	0
B. Cooks	1	8	8.0	8	0
M. Brown	3	7	2.3	4	0
Total	**24**	**90**	**3.8**	**17**	**0**

PASSING	ATT	CMP	YDS	SK/YD	TD	LG	IN	RT.
J. Goff	38	24	269	2/14	2	23	2	79.8
Total	**38**	**24**	**269**	**2/14**	**2**	**23**	**2**	**79.8**

RECEIVING	NO	YDS	AVG	LG	TD
C. Kupp	12	102	9.3	22	2
B. Cooks	12	112	14.0	23	0
R. Woods	8	40	13.3	18	0
G. Everett	2	15	7.5	11	0
J. Reynolds	2	0	0.0	0	0
M. Brown	1	0	0.0	0	0
T. Gurley II	1	0	0.0	0	0
Total	**38**	**269**	**11.2**	**23**	**2**

INTERCEPTIONS	NO	YDS	AVG	LG	TD
J. Johnson	1	0	0.0	0	0
Total	**1**	**0**	**0.0**	**0**	**0**

PUNTING	NO	YDS	AVG	NET	TB/I20	LG
J. Hekker	2	79	39.5	39.5	0/1	41
Total	**2**	**79**	**39.5**	**39.5**	**0/1**	**41**

PUNT RETURNS	NO	YDS	AVG	FC	LG	TD
J. Natson	2	0	0.0	1	0	0
[DOWNED]	1	0	0.0	0	0	0
[OUT OF BOUNDS]	2	0	0.0	0	0	0
Total	**2**	**0**	**0.0**	**1**	**0**	**0**

KICKOFF RETURNS	NO	YDS	AVG	FC	LG	TD
[TOUCHBACK]	3	0	0.0	0	0	0
Total	**0**	**0**	**0.0**	**0**	**0**	**0**

CLEVELAND BROWNS

RUSHING	ATT	YDS	AVG	LG	TD
N. Chubb	23	96	4.2	13	0
B. Mayfield	1	-1	-1.0	-1	0
Total	**24**	**95**	**4.0**	**13**	**0**

PASSING	ATT	CMP	YDS	SK/YD	TD	LG	IN	RT.
B. Mayfield	36	18	195	3/20	1	30	1	64.0
Total	**36**	**18**	**195**	**3/20**	**1**	**30**	**1**	**64.0**

RECEIVING	NO	YDS	AVG	LG	TD
O. Beckham	9	56	9.3	19	0
N. Chubb	7	35	8.8	30	0
J. Landry	9	62	20.7	27	0
D. Ratley	5	26	8.7	16	0
R. Seals-Jones	2	14	14.0	14	0
D. Harris	2	2	2.0	2	1
Total	**34**	**195**	**10.8**	**30**	**1**

INTERCEPTIONS	NO	YDS	AVG	LG	TD
J. Burris	1	15	15.0	15	0
T. Carrie	1	0	0.0	0	0
Total	**2**	**15**	**7.5**	**15**	**0**

PUNTING	NO	YDS	AVG	NET	TB/I20	LG
J. Gillan	6	240	40.0	40.0	0/3	55
Total	**6**	**240**	**40.0**	**40.0**	**0/3**	**55**

PUNT RETURNS	NO	YDS	AVG	FC	LG	TD
J. Landry	0	0	0.0	1	0	0
[DOWNED]	1	0	0.0	0	0	0
Total	**0**	**0**	**0.0**	**1**	**0**	**0**

KICKOFF RETURNS	NO	YDS	AVG	FC	LG	TD
D. Ratley	1	12	12.0	0	12	0
[TOUCHBACK]	4	0	0.0	0	0	0
Total	**1**	**12**	**12.0**	**0**	**12**	**0**

DEFENSIVE STATISTICS (BASED ON GAMEBOOK)

PLAYER	T	S	A	S-YDS	I-YDS	PD	FF	FR
J. Johnson	9	2	7	0-0	1-0	1	0	0
M. Brockers	6	4	2	0-0	0-0	0	0	0
E. Weddle	6	3	3	0-0	0-0	0	0	0
A. Talib	5	4	1	0-0	0-0	0	0	0
A. Donald	4	3	1	1-7	0-0	0	0	0
C. Littleton	4	3	1	0-0	0-0	2	0	0
C. Matthews	3	3	0	2-13	0-0	1	1	0
M. Peters	3	3	0	0-0	0-0	0	0	0
D. Fowler	3	2	1	0-0	0-0	1	0	0
S. Ebukam	3	2	1	0-0	0-0	1	0	0
T. Rapp	3	1	2	0-0	0-0	1	0	0

PLAYER	T	S	A	S-YDS	I-YDS	PD	FF	FR
T. Smart	3	1	2	0-0	0-0	0	0	0
N. Robey	1	1	0	0-0	0-0	1	0	0
S. Joseph	1	0	1	0-0	0-0	0	0	0
B. Hager	1	0	1	0-0	0-0	0	0	0
M. Fox	1	0	1	0-0	0-0	0	0	0
D. WIlliams	0	0	0	0-0	0-0	0	0	0
T. Gurley II	0	0	0	0-0	0-0	0	0	0
B. Cooks	0	0	0	0-0	0-0	0	0	0
C. Kupp	0	0	0	0-0	0-0	0	0	0
Totals	**56**	**32**	**24**	**3-20**	**1-0**	**8**	**1**	**0**

4 TAMPA BAY 55, LOS ANGELES 40

September 29, 2019 - Los Angeles Memorial Coliseum - Los Angeles, Calif.

Weather: 74 degrees, mostly sunny - Attendance 68,117 - Time 3:39

The Tampa Bay Buccaneers came away with the victory on Sunday, giving the Los Angeles Rams their first loss of the season with a score of 55-40. The Rams won the toss and deferred to the second half, but the opening kickoff went out of bounds. The ensuing penalty set up Tampa Bay at their own 40, and they were able to capitalize on the condensed field position with a 3-yard touchdown run by Buccaneers RB Peyton Barber for an early 7-0 lead. On the Rams' next defensive drive and 3:33 left in the first quarter, Rams DL Sebastian Joseph-Day made a diving sack on Buccaneers QB Jameis Winston, picking up his first sack of his career. Less than one minute after, Rams LB Clay Matthews sacked Winston at L.A.'s 46-yard line for -6 yards. Matthews reached the 600-tackle plateau, becoming the 25th active player in the NFL to accomplish the feat. Matthews joined S Eric Weddle as the only active Rams to record 600 tackles in their career. On the first drive of the second quarter, Goff got hit by Buccaneers LB Shaquil Barrett as he threw the ball and was intercepted by Buccaneers S Jordan Whitehead. Whitehead's return, plus a 15-yard unnecessary roughness penalty, set up the Bucs at midfield. The takeaway helped Tampa Bay extend its lead to 14-0 with 9:57 left in the second quarter, as QB Jameis Winston found WR Chris Godwin for a 3-yard touchdown on the ensuing drive – set up in part by a 30-yard catch-and-run by Godwin. The Bucs collected their second takeaway on the Rams' next offensive drive, with LB Lavonte David intercepting Goff and returning it to the Rams 9-yard line. Winston threw a second touchdown pass to Godwin to extend its lead to 21-0 with 8:28 left in the first half. Los Angeles responded with an 8-play, 75-yard drive that ended with Rams RB Todd Gurley II bulldozing through Buccaneers defenders for a 13-yard touchdown run with 5:34 left in the second quarter, cutting its deficit to 21-7. A fair catch interference penalty on Tamppa ay's ensuing punt, put the Rams at midfield. Goff was quick to respond by with a 37-yard completion to Woods on the first play of the drive. With the catch, Woods passed former WR Del Shofner (No. 20, 2,155 yds) and moved into the top-20 of L.A.'s all-time receiving yards list. Woods also moved into the top-25 of L.A.'s all-time receptions list, passing Pete Holohan (159). Assisted further by a 5-yard roughing the passer penalty against Buccaneers DE Carl Nassib, the Rams cut further into the Bucs' lead with a 5-yard touchdown pass from Goff to Rams TE Gerald Everett for a 21-14 deficit with 2:50 left in the first half. The Bucs responded, extending their lead to 28-14 on a 6-yard touchdown run by Buccaneers RB Ronald Jones II with 47 seconds left in the first half. Prior to the close of the half, Zuerlein converted a 58-yard field goal. The kick was Zuerlein's longest since Week 9 of the 2015 season (61-yard FG) and the third-longest field goal of his career. Zuerlein opened the scoring in the second half with a 44-yard field goal, giving him 792 career points scored – hich is second-most in team history. He passed former K Mike Lansford (789) and tailed 10 points in the game. He now only trails K Jeff Wilkins who totaled 1,223 points in his career. Tampa extended their lead to 31-20 with a 58-yard field goal by Buccaneers K Matt Gay with 4:38 left in the third quarter. Seeking to convert on fourth-and-2 near midfield, Bucs LB Shaq Barrett picked off Goff's throw that was intended for Rams RB Malcolm Brown. On the next series, Tampa Bay extended their lead to 38-20 on the same drive with a 13-yard touchdown pass from Winston to Buccaneers TE Cameron Brate. The Rams moved quickly to respond, mounting an 8-play, 75-yard drive that lasted two and a half minutes and finished with a 5-yard touchdown run by Gurley. With two rushing touchdowns, Gurley tailed his first multi-touchdown game of the season. It was the 14th time Gurley rushed for multiple scores in a game. Gurley's second rushing score cut the deficit to 38-27 with 12:31 left. Tampa Bay countered with a 67-yard strike from Winston to WR Mike Evans to extend their lead to 45-27 with 11:35 left. The Rams answered as Goff threw a pass to Cooper Kupp and he dodged host of Buccaneers defenders en route to 29-yard touchdown to trim their deficit to 11 with 9:12 left. With 8:25 left in the fourth quarter, Rams CB Marcus Peters picked a 32-yard interception from Winston and ran it in for a touchdown. This marked Peters' first interception of the season and it was the fourth time Peters returned an interception for a touchdown in his career. The Bucs added a 21-yard field goal by Gay to extend their lead to eight. With the score at 48-40 with 2:35 left, Los Angeles began what would be their final drive of the game. Upon reaching their own 40-yard line, Goff was stripped of the ball by Barrett and Bucs DT Ndakumong Suh picked up the fumble and returned it 37 yards for a touchdown to seal the Tampa Bay victory. Despite the loss, the Rams' offense reached notable milestones. Goff's 517 passing yards were a career high for the former No. 1 overall pick. It was just the third time in franchise history that a Rams QB passed for more than 500 yards in a game. And for the second-consecutive game, the Rams had two receivers with over 100 yards through the air as WR Robert Woods led the way with 164 yards and Kupp tallied 121 yards. Against Tampa Bay, the Rams continue to lead their all-time series 16-9-0.

STARTING LINEUPS

TAMPA BAY BUCCANEERS

WR	13	M. Evans	DL	93	N. Suh
TE	82	A. Auclair	NT	50	V. Vea
LT	76	D. Smith	DL	92	W. Gholston
LG	74	A. Marpet	OLB	94	C. Nassib
C	66	R. Jensen	ILB	98	A. Nelson
RG	65	A. Cappa	ILB	54	L. David
RT	69	D. Dotson	OLB	58	S. Barrett
TE	80	O. Howard	CB	33	C. Davis
WR	12	C. Godwin	CB	28	V. Hargeaves
QB	3	J. Winston	S	34	M. Edwards
RB	25	P. Barber	S	31	J. Whitehead

LOS ANGELES RAMS

WR	18	C. Kupp	DE	90	M. Brockers
TE	89	T. Higbee	NT	69	S. Joseph
LT	77	A. Whitworth	DT	99	A. Donald
LG	70	J. Noteboom	WILL	56	D. Fowler
C	55	Br. Allen	OLB	52	C. Matthews
RG	66	A. Blythe	ILB	58	C. Littleton
RT	79	R. Havenstein	ILB	54	B. Hager
WR	12	B. Cooks	LCB	22	M. Peters
WR	17	R. Woods	RCB	21	A. Talib
QB	16	J. Goff	SS	43	J. Johnson
HB	30	T. Gurley	FS	32	E. Weddle

LOS ANGELES SUBSTITUTIONS: K 4 G.Zuerlein, P 6 J.Hekker, WR 19 J.Natson, CB 20 T.Hill, CB 23 N.Robey, S 24 T.Rapp, S 26 M.Christian, RB 27 D.Henderson, DB 31 D.Williams, S 33 N.Scott, RB 34 M.Brown, LS 44 J.McQuaide, LB 48 T.Howard, OLB 50 S.Ebukam, LB 51 T.Reeder, LB 57 N.Patrick, OL 64 J.Demby, T 73 D.Edwards, TE 81 G.Everett, WR 83 J.Reynolds, WR 88 M.Thomas, DT 92 T.Smart, DE 97 M.Fox

LOS ANGELES INACTIVES: WR 14 N.Webster, CB 25 D.Long, OLB 45 O.Okoronkwo, C 65 C.Shelton, T 71 B.Evans, TE 82 J.Mundt, DT 91 G.Gaines

LOS ANGELES DID NOT PLAY: QB 5 B.Bortles

SCORING SUMMARY

		1	2	3	4	OT	TOTAL	FIELD GOALS
VISITOR	Tampa Bay Buccaneers	7	21	3	24	-	55	(34) (52) (42)
HOME	Los Angeles Rams	0	17	3	20	-	40	(24) (22)

TEAM	Qtr	Clock Time	Play (Extra Point) (Drive Info)	Visitor	Home
Buccaneers	1	10:53	P.Barber 3 yd. run (M.Gay kick) (8-60, 4:07)	7	0
Buccaneers	2	9:57	C.Godwin 3 yd. pass from J.Winston (M.Gay kick) (7-50, 3:27)	14	0
Buccaneers	2	8:28	C.Godwin 9 yd. pass from J.Winston (M.Gay kick) (1-9, 0:07)	21	0
Rams	2	5:34	T.Gurley 13 yd. run (G.Zuerlein kick) (8-75, 2:54)	21	7
Rams	2	2:50	G.Everett 5 yd. pass from J.Goff (G.Zuerlein kick) (4-50, 1:12)	21	14
Buccaneers	2	0:47	R.Jones 5 yd. run (M.Gay kick) (11-75, 2:03)	28	14
Rams	2	0:02	G.Zuerlein 58 yd. Field Goal (6-35, 0:45)	28	17
Rams	3	9:03	G.Zuerlein 44 yd. Field Goal (14-49, 5:57)	28	20
Buccaneers	3	4:33	M.Gay 58 yd. Field Goal (10-35, 4:30)	31	20
Buccaneers	4	14:55	C.Brate 13 yd. pass from J.Winston (M.Gay kick) (6-53, 2:54)	38	20
Rams	4	12:31	T.Gurley 5 yd. run (G.Zuerlein kick) (8-75, 2:24)	38	27
Buccaneers	4	11:35	M.Evans 67 yd. pass from J.Winston (M.Gay kick) (2-72, 0:56)	45	27
Rams	4	9:12	C.Kupp 29 yd. pass from J.Goff (G.Zuerlein kick) (8-75, 2:23)	45	34
Rams	4	8:11	M.Peters 32 yd. interception return (pass failed)	45	40
Buccaneers	4	2:35	M.Gay 21 yd. Field Goal (11-72, 5:36)	48	40
Buccaneers	4	1:06	N.Suh 37 yd. fumble return (M.Gay kick)	55	40

FINAL TEAM STATISTICS

	BUCCANEERS	RAMS
TOTAL FIRST DOWNS	**27**	**36**
By Rushing	3	3
By Passing	22	27
By Penalty	2	6
THIRD DOWN EFFICIENCY	**8-13-62%**	**4-11-36%**
FOURTH DOWN EFFICIENCY	**0-0-0%**	**0-1-0%**
TOTAL NET YARDS	**464**	**518**
Total Offensive Plays	73	81
Average gain per offensive play	6.4	6.4
NET YARDS RUSHING	**88**	**28**
Total Rushing Plays	30	11
Average gain per rushing play	2.9	2.5
Tackles for a loss-number and yards	5-8	4-7
NET YARDS PASSING	**376**	**490**
Times thrown - yards lost attempting to pass	2-9	2-27
Gross yards passing	385	517
PASS ATTEMPTS-COMP-HAD INT	**41-28-1**	**68-45-3**
Avg gain per pass play	8.7	7.0
KICKOFFS Number-In End Zone-TBs	**10-10-9**	**8-6-5**
PUNTS Number and Average	**2-44.0**	**1-41.0**
Had Blocked	0	0

	BUCCANEERS	RAMS
FGs - PATs Had Blocked	**0-0**	**0-0**
Net Punting Average	34.0	41.0
TOTAL RETURN YARDAGE (W/O KOR)	**41**	**32**
No. and Yards Punt Returns	0-0	0-0
No. and Yards Kickoff Returns	2-34	1-22
No. and Yards Interception Returns	3-41	1-32
PENALTIES Number and Yards	**12-99**	**13-106**
FUMBLES Number and Lost	**0-0**	**1-1**
TOUCHDOWNS	**7**	**5**
Rushing	2	2
Passing	4	2
Interceptions	0	1
Fumbles	1	0
EXTRA POINTS Made-Attempts	**7-7**	**4-5**
Kicking Made-Attempts	7-7	4-4
FIELD GOALS Made-Attempts	**2-2**	**2-2**
RED ZONE EFFICIENCY	**5-6-83%**	**3-4-75%**
GOAL TO GO EFFICIENCY	**3-4-75%**	**2-2-100%**
SAFETIES	**0**	**0**
FINAL SCORE	**55**	**40**
TIME OF POSSESSION	**32:36**	**27:24**

FINAL INDIVIDUAL STATISTICS

TAMPA BAY BUCCANEERS

RUSHING	ATT	YDS	AVG	LG	TD
R. Jones	19	70	3.7	12	1
P. Barber	9	19	2.1	7	1
D. Ogunbowale	1	0	0.0	0	0
J. Winston	1	-1	-1.0	-1	0
Total	**30**	**88**	**2.9**	**24**	**2**

PASSING	ATT	CMP	YDS	SK/YD	TD	LG	IN	RT.
J. Winston	41	28	385	2/9	4	67	1	120.5
Total	**41**	**28**	**385**	**2/9**	**4**	**67**	**1**	**120.5**

RECEIVING	NO	YDS	AVG	LG	TD
C. Godwin	12	172	14.3	30	2
M. Evans	4	89	22.3	67	1
C. Brate	3	36	12.0	13	1
O. Howard	3	33	11.0	14	0
D. Ogunbowale	3	16	5.3	7	0
B. Wilson	1	14	14.0	14	0
J. Watson	1	13	13.0	13	0
R. Jones	1	12	12.0	12	0
B. Perriman	0	0	0.0	0	0
P. Barber	0	0	0.0	0	0
S. Miller	0	0	0.0	0	0
Total	**40**	**385**	**13.8**	**28**	**4**

INTERCEPTIONS	NO	YDS	AVG	LG	TD
L. David	1	26	26.0	26	0
J. Whitehead	1	11	11.0	11	0
S. Barrett	1	4	4.0	4	0
Total	**3**	**41**	**13.7**	**26**	**0**

PUNTING	NO	YDS	AVG	NET	TB/I20	LG
B. Pinion	2	88	44.0	40.4	0/3	55
Total	**2**	**88**	**44.0**	**40.4**	**0/3**	**55**

PUNT RETURNS	NO	YDS	AVG	FC	LG	TD
[DOWNED]	1	0	0.0	0	0	0
Total	**0**	**0**	**0.0**	**0**	**0**	**0**

KICKOFF RETURNS	NO	YDS	AVG	FC	LG	TD
T. Logan	2	34	17.0	0	21	0
[OUT OF BOUNDS]	1	0	0.0	0	0	0
[TOUCHBACK]	5	0	0.0	0	0	0
Total	**2**	**34**	**17.0**	**0**	**21**	**0**

LOS ANGELES RAMS

RUSHING	ATT	YDS	AVG	LG	TD
T. Gurley	5	16	3.2	13	2
M. Brown	5	14	2.8	6	0
C. Kupp	1	-2	-2.0	-2	0
Total	**11**	**28**	**2.5**	**13**	**2**

PASSING	ATT	CMP	YDS	SK/YD	TD	LG	IN	RT.
J. Goff	68	45	517	2/27	2	37	3	80.3
Total	**68**	**45**	**517**	**2/27**	**2**	**37**	**3**	**80.3**

RECEIVING	NO	YDS	AVG	LG	TD
R. Woods	13	164	12.6	37	0
C. Kupp	9	121	13.4	29	1
T. Gurley	7	54	7.7	12	0
B. Cooks	6	71	11.8	23	0
G. Everett	5	44	8.8	15	1
T. Higbee	4	41	10.3	13	0
J. Reynolds	1	22	22.0	22	0
M. Brown	0	0	0.0	0	0
Total	**45**	**517**	**11.5**	**37**	**2**

INTERCEPTIONS	NO	YDS	AVG	LG	TD
M. Peters	1	32	32.0	32	1
Total	**1**	**32**	**32.0**	**32**	**1**

PUNTING	NO	YDS	AVG	NET	TB/I20	LG
J. Hekker	1	41	41.0	41.0	0/1	41
Total	**1**	**41**	**41.0**	**41.0**	**0/1**	**41**

PUNT RETURNS	NO	YDS	AVG	FC	LG	TD
J. Natson	0	0	0.0	1	0	0
[TOUCHBACK]	1	0	0.0	0	0	0
Total	**0**	**0**	**0.0**	**1**	**0**	**0**

KICKOFF RETURNS	NO	YDS	AVG	FC	LG	TD
J. Natson	1	22	22.0	0	22	0
[TOUCHBACK]	9	0	0.0	0	0	0
Total	**1**	**22**	**22.0**	**0**	**22**	**0**

DEFENSIVE STATISTICS (BASED ON GAMEBOOK)

PLAYER	T	S	A	S-YDS	I-YDS	PD	FF	FR
E. Weddle	15	10	5	0-0	0-0	2	0	0
J. Johnson	11	6	5	0-0	0-0	0	0	0
C. Littleton	8	3	5	1-6	0-0	0	0	0
C. Matthews	5	4	1	0-0	0-0	0	0	0
M. Brockers	4	1	3	0-0	0-0	1	0	0
A. Donald	4	1	3	0-0	0-0	0	0	0
D. Fowler	4	1	3	0-0	0-0	0	0	0
S. Joseph	3	3	0	1-3	0-0	0	0	0
N. Robey	3	3	0	0-0	0-0	0	0	0
A. Talib	3	2	1	0-0	0-0	0	0	0
T. Reeder	3	2	1	0-0	0-0	0	0	0

PLAYER	T	S	A	S-YDS	I-YDS	PD	FF	FR
S. Ebukam	3	1	2	0-0	0-0	0	0	0
T. Rapp	3	1	2	0-0	0-0	0	0	0
B. Hager	2	0	2	0-0	0-0	0	0	0
M. Christian	1	1	1	0-0	0-0	0	0	0
M. Peters	1	0	1	0-0	1-32	2	0	0
T. Hill	1	0	1	0-0	0-0	0	0	0
T. Howard	2	0	0	0-0	0-0	0	0	0
A. Whitworth	1	0	1	0-0	0-0	0	0	0
R. Havenstein	1	0	0	0-0	0-0	0	0	0
R. Woods	0	0	1	0-0	0-0	0	0	0
Totals	**78**	**39**	**38**	**2-9**	**1-32**	**5**	**0**	**0**

5 SEATTLE 30, LOS ANGELES 29

October 3, 2019 - CenturyLink Field - Seattle, Washington

Weather: 57 degrees, cloudy - Attendance 68,988 - Time 3:27

Despite a valiant late rally, the Rams fell to the Seattle Seahawks, 30-29 making their record 3-2. Rams RB Todd Gurley II recorded his second-consecutive multi-touchdown game of the season and 15th of his career, finishing with 15 carries for 51 yards and two touchdowns. Rams TE Gerald Everett recorded a career-best in receiving yards with 136 yards on seven receptions. Starting in place of the LB Bryce Hager, rookie LB Troy Reeder paced the Rams' defense with a team-high of 13 total tackles. The Rams defense opened with a huge takeaway early in the start of the game, as Rams CB Nickell Robey-Coleman ripped the ball loose from Seattle WR Jaron Brown and Rams CB Marcus Peters recovered the early fumble to start them at the Seahawks 33-yard line. This was Robey-Coleman's fourth forced fumble in his career. Los Angeles was able to get on the scoreboard first with a 47-yard field goal by K Greg Zuerlein making it 3-0 with 12:29 left in the first quarter. In the McVay era, the Rams have scored the most points off takeaways with 255 points. Zuerlein added a 32-yarder with 4:59 left to extend the Rams' lead to six. The Seahawks responded with a seven-play, 75-yard drive that resulted in a 13-yard touchdown pass from QB Russell Wilson to WR Tyler Lockett for a 7-6 lead with 49 seconds left in the first quarter. With 8:08 left in the second quarter, the Seahawks were set up for another scoring drive as Wilson connected with WR D.K. Metcalf for a 40-yard touchdown pass to extend Seattle's lead. Los Angeles reached the Seahawks' 20-yard line, when the ball was fumbled and recovered by Seahawks DE Jadeveon Clowney at their own 17. With 1:38 left in the first half, Seattle K Jason Myer's 48-yard attempt went wide right, allowing Los Angeles to take over at their own 38. The Rams capitalized on an eight-play, 62-yard drive that ended with Rams QB Jared Goff firing a nine-yard touchdown pass to WR Cooper Kupp between two defenders making the score 14-13 going into halftime. Keyed by big catches from its tight ends, L.A. opened the second half retaking the lead 20-14 as Gurley found an open lane and ran the ball in for an 8-yard touchdown, marking his 50th career rushing touchdown. The Rams' defense was able to stop Seattle's offense on the following possession, which forced a punt by Michael Dickson that pinned Los Angeles at their own 1-yard line. Unable to get out of the difficult spot, the Rams were forced to punt with Johnny Hekker doing so out of his own endzone which eclipsed his 26,000 career gross punt yards. Given prime field position to work with, the Seahawks responded with Wilson finding WR David Moore from 10 yards out giving Seattle a 21-20 lead with 5:45 left in the third quarter. The Rams would counter with a 27-yard run by Rams WR Brandin Cooks and a 32-yard catch by Everett to set up a one-yard touchdown run by Gurley, giving L.A. a 26-21 lead with 3:07 left in the third quarter. After trading touchdowns, the fourth quarter began with the Rams defense holding the Seahawks to a 42-yard field goal by Myers to maintain the Rams' lead of 26-24 with 13:37 left in the game. On the ensuing drive, Goff connected with Cooks for a 29-yard gain hauled in with one hand. This a was his 100th catch as an L.A. Ram. The Rams extended their lead to 29-24 with Zuerlein's successful 36-yard attempt with 9:19 left in the game. Seattle chewed nearly six minutes off the clock on the ensuing drive, with Wilson finding RB Chris Carson from five yards out for his fourth passing touchdown of the night, allowing Seattle to regain the lead. Following the score as Wilson's pass to Metcalf fell incomplete on their 2-point conversion attempt, leaving Seattle with the 30-29 lead with 2:28 left. Facing a third-and-10 from the Rams 36-yard line, Goff's pass intended for Everett was intercepted by Seahawks S Tedric Thompson. The Rams' defense forced Seattle to punt the ball with 1:50 left in the game. The Rams set up Zuerlein with a 44-yard field goal attempt for the win on the following drive with six seconds left, but the kick was wide right giving the Rams a 3-2 record for the season. Despite the loss, the Rams' had a notable game on both offense and defense. With 395 passing yards, Goff bested former Rams QB Same Bradford for the seventh-most passing yards in team history. Goff's 300-yard performance is the 13th of his career. Goff also threw his seventh touchdown of the season to Kupp and the nine-yard touchdown was Kupp's fourth of the season. Kupp finished the night with nine catches, which passed Jared Cook and Cullen Bryant and moved him into the top-35 of L.A.'s all-time receptions leaderboard. He also tallied 117 yards on the night which was his fourth-consecutive 100-yard receiving game and the longest streak of 100-yard receiving games in his career. Defensively, LB Clay Matthews sacked Wilson to record his sixth sack of the season. Matthews has recorded at least 1.0 sacks in five consecutive games since Week 1, good for the longest streak of his career. The Rams have totaled 17.0 sacks, five forced fumbles and two interceptions against the Seahawks since Sean McVay became head coach of the Rams.

STARTING LINEUPS

LOS ANGELES RAMS

TE	81	G. Everett	DE	90	M. Brockers
TE	89	T. Higbee	NT	69	S. Joseph
LT	77	A. Whitworth	DT	99	A. Donald
LG	70	J. Noteboom	DE	97	M. Fox
C	55	Br. Allen	OLB	52	C. Matthews
RG	66	A. Blythe	ILB	58	C. Littleton
RT	79	R. Havenstein	ILB	51	T. Reeder
WR	12	B. Cooks	LCB	22	M. Peters
WR	17	R. Woods	RCB	21	A. Talib
QB	16	J. Goff	OLB	56	D. Fowler
HB	30	T. Gurley	FS	32	E. Weddle

SEATTLE SEAHAWKS

TE	82	L. Wilson	DE	90	J. Clowney
LT	76	D. Brown	DT	72	A. Woods
LG	70	M. Iupati	NT	97	P. Ford
C	68	J. Britt	LEO	94	E. Ansah
RG	78	D. Fluker	SLB	56	M. Kendricks
RT	65	G. Ifedi	MLB	54	B. Wagner
TE	88	W. Dissly	WLB	50	K. Wright
WR	16	T. Lockett	LCB	26	Sq. Griffin
QB	3	R. Wilson	RCB	21	T. Flowers
T	74	G. Fant	SS	30	B. McDougald
RB	32	C. Carson	FS	33	T. Thompson

LOS ANGELES SUBSTITUTIONS: K 4 G.Zuerlein, P 6 J.Hekker, WR 18 C.Kupp, WR 19 J.Natson, CB 20 T.Hill, CB 23 N.Robey, S 26 M.Christian, RB 27 D.Henderson, DB 31 D.Williams, S 33 N.Scott, RB 34 M.Brown, S 43 J.Johnson, LS 44 J.McQuaide, LB 48 T.Howard, OLB 50 S.Ebukam, LB 57 N.Patrick, OL 64 J.Demby, T 73 D.Edwards, TE 82 J.Mundt, WR 83 J.Reynolds, WR 88 M.Thomas, DT 91 G.Gaines, DT 92 T.Smart

LOS ANGELES INACTIVES: WR 14 N.Webster, S 24 T.Rapp, CB 25 D.Long, OLB 45 O.Okoronkwo, LB 54 B.Hager, C 65 C.Shelton, T 71 B.Evans

LOS ANGELES DID NOT PLAY: QB 5 B.Bortles

SCORING SUMMARY

	1	2	3	4	OT	TOTAL	FIELD GOALS
VISITOR Los Angeles Rams	6	7	13	3	-	29	(47) (32) (36) 44WR
HOME Seattle Seahawks	7	7	7	9	-	30	48WR (42)

TEAM	Qtr	Clock Time	Play (Extra Point) (Drive Info)	Visitor	Home
Rams	1	12:24	G.Zuerlein 47 yd. Field Goal (4-4, 1:23)	3	0
Rams	1	4:55	G.Zuerlein 32 yd. Field Goal (10-55, 4:32)	6	0
Seahawks	1	0:49	T.Lockett 13 yd. pass from R.Wilson (J.Myers kick) (7-75, 4:06)	6	7
Seahawks	2	8:08	DK.Metcalf 40 yd. pass from R.Wilson (J.Myers kick) (5-73, 2:46)	6	14
Rams	2	0:06	C.Kupp 9 yd. pass from J.Goff (G.Zuerlein kick) (8-62, 1:28)	13	14
Rams	3	12:07	T.Gurley 8 yd. run (G.Zuerlein kick) (6-75, 2:53)	20	14
Seahawks	3	5:45	D.Moore 10 yd. pass from R.Wilson (J.Myers kick) (6-47, 2:59)	20	21
Rams	3	3:07	T.Gurley 1 yd. run (run failed) (5-75, 2:38)	26	21
Seahawks	4	13:37	J.Myers 42 yd. Field Goal (9-51, 4:30)	26	24
Rams	4	9:19	G.Zuerlein 36 yd. Field Goal (10-57, 4:18)	29	24
Seahawks	4	2:28	C.Carson 5 yd. pass from R.Wilson (pass failed) (12-75, 6:51)	29	30

FINAL TEAM STATISTICS

	RAMS	SEAHAWKS
TOTAL FIRST DOWNS	**24**	**25**
By Rushing	5	10
By Passing	18	12
By Penalty	1	3
THIRD DOWN EFFICIENCY	**3-11-27%**	**3-10-30%**
FOURTH DOWN EFFICIENCY	**0-0-0%**	**1-1-100%**
TOTAL NET YARDS	**477**	**429**
Total Offensive Plays	67	67
Average gain per offensive play	7.1	6.4
NET YARDS RUSHING	**82**	**167**
Total Rushing Plays	18	43
Average gain per rushing play	4.6	3.9
Tackles for a loss-number and yards	2-6	4-13
NET YARDS PASSING	**395**	**262**
Times thrown - yards lost attempting to pass	0-0	1-6
Gross yards passing	395	268
PASS ATTEMPTS-COMP-HAD INT	**49-29-1**	**23-17-0**
Avg gain per pass play	8.1	10.9
KICKOFFS Number-In End Zone-TBs	**7-6-6**	**6-6-6**
PUNTS Number and Average	**3-51.0**	**4-47.5**
Had Blocked	0	0

	RAMS	SEAHAWKS
FGs - PATs Had Blocked	**0-0**	**0-0**
Net Punting Average	51.0	43.5
TOTAL RETURN YARDAGE (W/O KOR)	**16**	**0**
No. and Yards Punt Returns	2-16	1-0
No. and Yards Kickoff Returns	0-0	1-33
No. and Yards Interception Returns	0-0	1-0
PENALTIES Number and Yards	**6-45**	**5-45**
FUMBLES Number and Lost	**1-1**	**1-1**
TOUCHDOWNS	**3**	**4**
Rushing	2	0
Passing	1	4
EXTRA POINTS Made-Attempts	**2-3**	**3-4**
Kicking Made-Attempts	2-2	3-3
FIELD GOALS Made-Attempts	**3-4**	**0-1**
RED ZONE EFFICIENCY	**3-5-60%**	**3-4-75%**
GOAL TO GO EFFICIENCY	**2-2-100%**	**2-2-100%**
SAFETIES	**0**	**0**
FINAL SCORE	**29**	**30**
TIME OF POSSESSION	**24:42**	**35:18**

FINAL INDIVIDUAL STATISTICS

LOS ANGELES RAMS

RUSHING	ATT	YDS	AVG	LG	TD
T. Gurley	15	51	3.4	12	2
B. Cooks	1	27	27.0	27	0
M. Brown	1	3	3.0	3	0
J. Goff	1	1	1.0	1	0
Total	**18**	**82**	**4.6**	**27**	**2**

PASSING	ATT	CMP	YDS	SK/YD	TD	LG	IN	RT.
J. Goff	49	29	395	0/0	1	32	1	83.3
Total	**49**	**29**	**395**	**0/0**	**1**	**32**	**1**	**83.3**

RECEIVING	NO	YDS	AVG	LG	TD
C. Kupp	9	117	13.0	26	1
G. Everett	7	136	19.4	32	0
R. Woods	5	48	9.6	17	0
T. Higbee	3	47	15.7	20	0
T. Gurley	3	6	2.0	3	0
B. Cooks	1	29	29.0	29	0
J. Reynolds	1	12	12.0	12	0
Total	**29**	**395**	**13.6**	**32**	**1**

INTERCEPTIONS	NO	YDS	AVG	LG	TD
Total	**0**	**0**	**0.0**	**0**	**0**

PUNTING	NO	YDS	AVG	NET	TB/I20	LG
J. Hekker	3	153	51.0	51.0	0/1	59
Total	**3**	**153**	**51.0**	**51.0**	**0/1**	**59**

PUNT RETURNS	NO	YDS	AVG	FC	LG	TD
J. Natson	2	16	8.0	0	15	0
[DOWNED]	1	0	0.0	0	0	0
[OUT OF BOUNDS]	1	0	0.0	0	0	0
Total	**2**	**16**	**8.0**	**0**	**15**	**0**

KICKOFF RETURNS	NO	YDS	AVG	FC	LG	TD
[TOUCHBACK]	6	0	0.0	0	0	0
Total	**0**	**0**	**0.0**	**0**	**0**	**0**

SEATTLE SEAHAWKS

RUSHING	ATT	YDS	AVG	LG	TD
C. Carson	27	118	4.4	14	0
R. Wilson	8	32	4.0	12	0
R. Penny	6	18	3.0	8	0
W. Dissly	1	7	7.0	7	0
T. Lockett	1	-8	-8.0	-8	0
Total	**43**	**167**	**3.9**	**14**	**0**

PASSING	ATT	CMP	YDS	SK/YD	TD	LG	IN	RT.
R. Wilson	23	17	268	1/6	4	40	0	151.8
Total	**23**	**17**	**268**	**1/6**	**4**	**40**	**0**	**151.8**

RECEIVING	NO	YDS	AVG	LG	TD
W. Dissly	4	81	20.3	38	0
T. Lockett	4	51	12.8	17	1
DK. Metcalf	2	44	22.0	40	1
J. Brown	2	36	18.0	21	0
R. Penny	2	31	15.5	30	0
D. Moore	1	10	10.0	10	1
L. Willson	1	10	10.0	10	0
C. Carson	1	5	5.0	5	1
Total	**17**	**268**	**15.8**	**40**	**4**

INTERCEPTIONS	NO	YDS	AVG	LG	TD
T. Thompson	1	0	0.0	0	0
Total	**1**	**0**	**0.0**	**0**	**0**

PUNTING	NO	YDS	AVG	NET	TB/I20	LG
M. Dickson	4	190	47.5	43.5	0/2	56
Total	**4**	**190**	**47.5**	**43.5**	**0/2**	**56**

PUNT RETURNS	NO	YDS	AVG	FC	LG	TD
T. Lockett	1	0	0.0	1	0	0
[OUT OF BOUNDS]	1	0	0.0	0	0	0
Total	**1**	**0**	**0.0**	**1**	**0**	**0**

KICKOFF RETURNS	NO	YDS	AVG	FC	LG	TD
T. Lockett	1	33	33.0	0	33	0
[TOUCHBACK]	6	0	0.0	0	0	0
Total	**1**	**33**	**33.0**	**0**	**33**	**0**

DEFENSIVE STATISTICS (BASED ON GAMEBOOK)

PLAYER	T	S	A	S-YDS	I-YDS	PD	FF	FR
T. Reeder	13	8	5	0-0	0-0	0	0	0
E. Weddle	7	4	3	0-0	0-0	0	0	0
C. Littleton	7	3	4	0-0	0-0	0	0	0
S. Joseph	6	3	3	0-0	0-0	0	0	0
M. Brockers	6	3	3	0-0	0-0	0	0	0
C. Matthews	5	4	1	1-6	0-0	0	0	0
J. Johnson	5	2	3	0-0	0-0	0	0	0
D. Fowler	4	2	2	0-0	0-0	0	0	0
M. Fox	3	3	0	0-0	0-0	0	0	0
A. Donald	3	2	1	0-0	0-0	0	0	0
M. Christian	3	2	1	0-0	0-0	0	0	0

PLAYER	T	S	A	S-YDS	I-YDS	PD	FF	FR
A. Talib	3	1	2	0-0	0-0	1	0	0
N. Robey	2	2	0	0-0	0-0	0	1	0
M. Peters	2	2	0	0-0	0-0	0	0	1
G. Gaines	2	2	0	0-0	0-0	0	0	0
S. Ebukam	1	0	1	0-0	0-0	0	0	0
T. Hill	1	0	1	0-0	0-0	0	0	0
T. Smart	1	0	1	0-0	0-0	0	0	0
T. Howard	0	1	0	0-0	0-0	0	0	0
M. Brown	0	1	0	0-0	0-0	0	0	0
T. Higbee	0	1	0	0-0	0-0	0	0	0
Totals	**74**	**46**	**31**	**1-6**	**0-0**	**1**	**1**	**1**

6 SAN FRANCISCO 20, LOS ANGELES 7

October 13, 2019 - Los Angeles Memorial Coliseum - Los Angeles, Calif.

Weather: 77 degrees, sunny - Attendance 75,695 - Time 3:11

On the third play of the game, Rams DT Aaron Donald flew off the edge for a third-down sack on 49ers QB Jimmy Garoppolo to force a punt that resulted in a Rams scoring drive. Upon regaining possession, Rams QB Jared Goff didn't attempt a single pass on Los Angeles' opening series, as L.A. instead ran the ball on seven consecutive run plays. Rams RB Malcolm Brown contributed 40 yards on the ground, and his efforts ended with Rams WR Robert Woods taking a pitch on a wide receiver reverse eight yards for a touchdown to put the Rams up 7-0 with 9:17 left in the first quarter. This was Woods' second rushing touchdown of his career, first touchdown of the season and the first rushing touchdown San Francisco allowed this season. The 49ers responded from their previous 3-and-out in their first drive with a rushing touchdown of their own to even the score at seven points apiece. Three minutes into the second quarter, Rams CB Marcus Peters picked off a red-zone pass by Garoppolo after San Francisco reached the L.A. 2 yard-line. This was his second interception of the season and the 24th of his career. With the ball back in L.A.'s possession, the Rams went for it on 4th and goal from the 1-yard line but failed to convert on the ensuing drive, as Brown was stopped short of the goal line with 3:14 left in the second quarter. San Francisco chewed the remaining clock to set up a 55-yard field goal by 49ers K Robbie Gould, but it fell short and Rams WR Jojo Natson nearly returned the field goal from the back of the end zone, leaving a 7-7 tie at halftime. Natson finished the day with 79 yards on kick returns making it his second-highest total of his career. Starting off the second half, the Rams lost the ball on a mishandled pitch that resulted in the 49ers recovering the fumble at the Rams 17. San Francisco capitalized with a one-yard touchdown run by Garoppolo to extend their lead to 14-7. Another long drive by the 49ers was unsuccessful as the Rams' defense forced San Francisco to settle for a 25-yard field goal by Gould for a 17-7 lead with 4:58 left in the third quarter. A three-and-out late in the third quarter by Los Angeles' offense set up an 11-play, 63-yard drive for the 49ers that took a little over six and a half minutes off the clock and ended with a 34-yard field goal, bringing the score to 20-7. Trying to add more points to the scoreboard, the Rams chose to go for it on fourth-and-1 from their own 44, but failed to convert on the ensuing drive. The defense responded on the Niners ensuing possession with a sack-fumble caused by Aaron Donald. The ball was scooped up by Rams LB Corey Littleton at the LA 42. He returned it 10 yards before lateralling to Rams CB Nickell Robey-Coleman for another 12-yard gain, setting Los Angeles up at the San Francisco 36 yard-line. This was Donald's first forced fumble of the season and 14th of his career. The fumble recovery by Littleton marked his second of the season. Despite the momentum created by the defense, the offense was unable to capitalize. Goff's pass intended for Rams WR Cooper Kupp on fourth-and-2 fell incomplete, with the 49ers taking over on downs. The Rams' offense would get a similar opportunity after a third-down stop by their defense, but it ended with a turnover on downs at their own 46 with 2:24 left. From there, the 49ers ran out the clock to secure the 20-7 victory. Despite the loss, the Rams' defense had a noteworthy game. With two sacks on the day, Donald tied DE Robert Quinn for fourth on the Rams all-time sack leaderboard with 62.5 career sacks. Donald accomplished the feat in 84 games, while Quinn reached the mark in 94. He now has three sacks this season. Donald also reached the 350-tackle plateau following a seven-tackle performance on Sunday. Littleton finished the day with 14 tackles, tying his career high that he previously set in Week 1. The Rams were able to hold San Francisco to 99 rushing yards which was their second-lowest total in a game this season. The Rams' run defense held San Francisco to its shortest long run in a game this season, limiting the 49ers to a long run of 9 yards and 2.4 yards per rush. Sunday was the first time Garoppolo did not throw a touchdown in the game and it was the second time since he had joined the 49ers. Rams rookie RB Darrell Henderson Jr. finished with six carries for 39 yards in his first action since Week 1, while Rams RB Malcolm Brown added 11 carries for 40 yards. There are 34 days until the Rams host the Chicago Bears in Week 11.

STARTING LINEUPS

SAN FRANCISCO 49ERS

WR	18	D. Pettis	LDE	97	N. Suh
LT	67	J. Skule	LDT	93	V. Vea
LG	75	L. Tomlinson	RDT	99	W. Gholston
C	58	W. Richburg	RDE	91	C. Nassib
RG	68	M. Person	MIKE	54	A. Nelson
RT	60	D. Brunskill	WILL	56	L. David
TE	85	G. Kittle	LCB	25	S. Barrett
WR	11	M. Goodwin	RCB	41	C. Davis
WR	82	R. Dwelley	NB	24	V. Hargeaves
RB	26	T. Coleman	FS	20	M. Edwards
QB	10	J. Garoppolo	SS	29	J. Whitehead

LOS ANGELES RAMS

WR	18	C. Kupp	DE	90	M. Brockers
TE	89	T. Higbee	NT	69	S. Joseph
LT	77	A. Whitworth	DT	99	A. Donald
LG	70	J. Noteboom	WILL	56	D. Fowler
C	55	Br. Allen	OLB	50	S. Ebukam
RG	66	A. Blythe	ILB	58	C. Littleton
RT	79	R. Havenstein	ILB	51	T. Reeder
WR	12	B. Cooks	LCB	22	M. Peters
WR	17	R. Woods	RCB	20	T. Hill
QB	16	J. Goff	SS	43	J. Johnson
HB	34	M. Brown	FS	32	E. Weddle

LOS ANGELES SUBSTITUTIONS: K 4 G.Zuerlein, P 6 J.Hekker, WR 19 J.Natson, CB 23 N.Robey, S 24 T.Rapp, S 26 M.Christian, RB 27 D.Henderson, DB 31 D.Williams, S 33 N.Scott, RB 42 J.Kelly, LS 44 J.McQuaide, OLB 45 O.Okoronkwo, LB 48 T.Howard, LB 54 B.Hager, LB 57 N.Patrick, OL 64 J.Demby, T 73 D.Edwards, TE 81 G.Everett, TE 82 J.Mundt, WR 83 J.Reynolds, WR 88 M.Thomas, DT 91 G.Gaines, DE 97 M.Fox
LOS ANGELES INACTIVES: CB 21 A.Talib, CB 25 D.Long, RB 30 T.Gurley, LB 52 C.Matthews, C 65 C.Shelton, T 71 B.Evans, DT 92 T.Smart
LOS ANGELES DID NOT PLAY: QB 5 B.Bortles

SCORING SUMMARY

		1	2	3	4	OT	TOTAL
VISITOR	San Francisco 49ers	7	0	10	3	-	20
HOME	Los Angeles Rams	7	0	0	0	-	7

FIELD GOALS
55SH (25) (34)

TEAM	Qtr	Clock Time	Play (Extra Point) (Drive Info)	Visitor	Home
Rams	1	9:17	R.Woods 8 yd. run (G.Zuerlein kick) (7-56, 3:36)	0	7
49ers	1	3:39	T.Coleman 2 yd. run (R.Gould kick) (10-75, 5:38)	7	7
49ers	3	12:50	J.Garoppolo 1 yd. run (R.Gould kick) (4-17, 2:01)	14	7
49ers	3	4:58	R.Gould 25 yd. Field Goal (12-50, 6:18)	17	7
49ers	4	12:03	R.Gould 34 yd. Field Goal (11-43, 6:38)	20	7

FINAL TEAM STATISTICS

	49ERS	RAMS
TOTAL FIRST DOWNS	**22**	**10**
By Rushing	8	9
By Passing	14	1
By Penalty	0	0
THIRD DOWN EFFICIENCY	**8-17-47%**	**0-9-0%**
FOURTH DOWN EFFICIENCY	**1-1-100%**	**0-4-0%**
TOTAL NET YARDS	**331**	**157**
Total Offensive Plays	76	50
Average gain per offensive play	4.4	3.1
NET YARDS RUSHING	**99**	**109**
Total Rushing Plays	41	22
Average gain per rushing play	2.4	5.0
Tackles for a loss-number and yards	3-4	3-6
NET YARDS PASSING	**232**	**48**
Times thrown - yards lost attempting to pass	2-11	4-30
Gross yards passing	243	78
PASS ATTEMPTS-COMP-HAD INT	**33-24-1**	**24-13-0**
Avg gain per pass play	6.6	1.7
KICKOFFS Number-In End Zone-TBs	**5-3-2**	**2-2-1**
PUNTS Number and Average	**4-39.8**	**5-53.8**
Had Blocked	0	0

	49ERS	RAMS
FGs - PATs Had Blocked	**0-0**	**0-0**
Net Punting Average	37.8	46.2
TOTAL RETURN YARDAGE (W/O KOR)	**38**	**8**
No. and Yards Punt Returns	3-38	1-8
No. and Yards Kickoff Returns	1-18	3-74
No. and Yards Interception Returns	0-0	1-0
PENALTIES Number and Yards	**4-30**	**8-59**
FUMBLES Number and Lost	**1-1**	**2-1**
TOUCHDOWNS	**2**	**1**
Rushing	2	1
Passing	0	0
Interceptions	0	1
Fumbles	1	2
EXTRA POINTS Made-Attempts	**2-2**	**1-1**
Kicking Made-Attempts	2-2	1-1
FIELD GOALS Made-Attempts	**2-3**	**0-0**
RED ZONE EFFICIENCY	**2-5-40%**	**1-2-50%**
GOAL TO GO EFFICIENCY	**2-4-50%**	**1-2-50%**
SAFETIES	**0**	**0**
FINAL SCORE	**20**	**7**
TIME OF POSSESSION	**38:52**	**21:08**

FINAL INDIVIDUAL STATISTICS

SAN FRANCISCO 49ERS

RUSHING	ATT	YDS	AVG	LG	TD
T. Coleman	18	45	2.5	9	1
M. Breida	13	36	2.8	9	0
R. Mostert	4	13	3.3	8	0
J. Garoppolo	5	4	0.8	4	1
D. Samuel	1	1	1.0	1	0
Total	**41**	**99**	**2.4**	**9**	**2**

PASSING	ATT	CMP	YDS	SK/YD	TD	LG	IN	RT.
J. Garoppolo	33	24	243	2/11	0	45	1	80.7
Total	**33**	**24**	**243**	**2/11**	**0**	**45**	**1**	**80.7**

RECEIVING	NO	YDS	AVG	LG	TD
G. Kittle	8	103	12.9	45	0
M. Breida	4	27	6.8	17	0
D. Pettis	3	45	15.0	21	0
D. Samuel	3	18	6.0	14	0
T. Coleman	2	16	8.0	14	0
M. Goodwin	2	15	7.5	11	0
K. Bourne	1	11	11.0	11	0
L. Toilolo	1	8	8.0	8	0
Total	**24**	**243**	**10.1**	**45**	**0**

INTERCEPTIONS	NO	YDS	AVG	LG	TD
Total	**0**	**0**	**0**	**0**	**0**

PUNTING	NO	YDS	AVG	NET	TB/I20	LG
M. Wishnowsky	4	159	39.8	37.8	0/0	51
Total	**4**	**159**	**39.8**	**37.8**	**0/0**	**51**

PUNT RETURNS	NO	YDS	AVG	FC	LG	TD
R. James Jr.	3	38	12.7	2	18	0
Total	**3**	**38**	**12.7**	**2**	**18**	**0**

KICKOFF RETURNS	NO	YDS	AVG	FC	LG	TD
R. James Jr.	1	18	18.0	0	18	0
[TOUCHBACK]	1	0	0.0	0	0	0
Total	**1**	**18**	**18.0**	**0**	**18**	**0**

LOS ANGELES RAMS

RUSHING	ATT	YDS	AVG	LG	TD
M. Brown	11	40	3.6	10	0
D. Henderson	6	39	6.5	22	0
R. Woods	2	16	8.0	8	1
B. Cooks	2	14	7.0	9	0
J. Goff	1	0	0.0	0	0
Total	**22**	**109**	**5.0**	**22**	**1**

PASSING	ATT	CMP	YDS	SK/YD	TD	LG	IN	RT.
J. Goff	24	13	78	4/30	0	12	0	60.8
Total	**24**	**13**	**78**	**4/30**	**0**	**12**	**0**	**60.8**

RECEIVING	NO	YDS	AVG	LG	TD
C. Kupp	4	17	4.3	6	0
T. Higbee	3	25	8.3	9	0
B. Cooks	3	18	6.0	8	0
G. Everett	2	9	4.5	12	0
D. Henderson	1	9	9.0	9	0
R. Woods	0	0	0.0	0	0
J. Reynolds	0	0	0.0	0	0
Total	**24**	**78**	**6.0**	**12**	**0**

INTERCEPTIONS	NO	YDS	AVG	LG	TD
M. Peters	1	0	0.0	0	0
Total	**1**	**0**	**0.0**	**0**	**0**

PUNTING	NO	YDS	AVG	NET	TB/I20	LG
J. Hekker	5	269	53.8	46.2	0/1	61
Total	**5**	**269**	**53.8**	**46.2**	**0/1**	**61**

PUNT RETURNS	NO	YDS	AVG	FC	LG	TD
J. Natson	1	8	8.0	0	8	0
[DOWNED]	2	0	0.0	0	0	0
[OUT OF BOUNDS]	1	0	0.0	0	0	0
Total	**1**	**8**	**8.0**	**0**	**8**	**0**

KICKOFF RETURNS	NO	YDS	AVG	FC	LG	TD
J. Natson	3	74	24.7	0	27	0
[TOUCHBACK]	2	0	0.0	0	0	0
Total	**3**	**74**	**24.7**	**0**	**27**	**0**

DEFENSIVE STATISTICS (BASED ON GAMEBOOK)

PLAYER	T	S	A	S-YDS	I-YDS	PD	FF	FR
C. Littleton	14	9	5	0-0	0-0	1	0	1
T. Reeder	10	7	3	0-0	0-0	0	0	0
E. Weddle	10	4	6	0-0	0-0	0	0	0
J. Johnson	9	4	5	0-0	0-0	0	0	0
A. Donald	7	4	3	2-11	0-0	0	1	0
S. Joseph	6	5	1	0-0	0-0	0	0	0
T. Rapp	6	4	2	0-0	0-0	0	0	0
T. Hill	5	4	1	0-0	0-0	1	0	0
S. Ebukam	5	2	3	0-0	0-0	0	0	0
N. Robey	4	4	0	0-0	0-0	0	0	0
M. Peters	4	2	2	0-0	1-0	1	0	0

PLAYER	T	S	A	S-YDS	I-YDS	PD	FF	FR
M. Brockers	4	1	3	0-0	0-0	0	0	0
G. Gaines	4	0	4	0-0	0-0	0	0	0
N. Patrick	1	1	0	0-0	0-0	0	0	0
M. Fox	1	0	1	0-0	0-0	0	0	0
D. Fowler	1	0	1	0-0	0-0	0	0	0
M. Christian	0	0	0	0-0	0-0	0	0	0
N. Scott	0	0	0	0-0	0-0	0	0	0
J. Mundt	0	1	0	0-0	0-0	0	0	0
D. Henderson	0	1	0	0-0	0-0	0	0	0
R. Havenstein	0	0	0	0-0	0-0	0	0	1
Totals	**91**	**53**	**40**	**2-11**	**1-0**	**3**	**1**	**2**

7 LOS ANGELES 37, ATLANTA 10

October 20, 2019 - Mercedes-Benz Stadium - Atlanta, GA

Weather: 66 degrees, cloudy - Attendance 71,856 - Time 3:03

With a complete performance in all three phases, the Los Angeles Rams got back to their winning ways with a 37-10 victory over the Atlanta Falcons on Sunday at Mercedes-Benz Stadium. After trailing 3-0 early, the Rams proceeded to score 30 straight points before the Falcons would answer with a late touchdown, helping them snap out of their first-ever three-game losing streak under Head Coach Sean McVay. On the first drive of the game, the Rams' defense forced Atlanta to a field goal as Falcons K Matt Bryant made a 52-yarder to give Atlanta the first points of the contest and an early 3-0 lead. Rams responded by mounting a drive that ended in field goal distance, but Rams K Greg Zuerlein missed a 42-yard attempt wide left. Zuerlein would later make up for it with a successful 55-yard field goal to tie the contest 3-3 with 1:42 left in the first quarter. This was Zuerlein's 31st career field goal of 50+ yards. With 11:22 left in the second quarter, the Rams' offense dominated up the field, which resulted in Rams RB Todd Gurley II catching an over-the-shoulder touchdown grab, pushing the Rams lead 10-3. This was Gurley's first receiving touchdown of the season an 11th of his career. With the ball back in the Falcons' possession, the Rams' defense did not let up as they forced a punt back to L.A. Zuerlein's second field goal of the day, a 25-yarder, extended the Rams' lead to 13-3 with two minutes left in the first half. A fake punt that yielded a 23-yard completion from Rams P Johnny Hekker to Rams S Nick Scott to push Los Angeles inside the Atlanta 25, was the crucial play that extended Los Angeles' scoring drive. L.A. took over at its own 40 after Bryant sent a 50-yard field goal attempt wide left but couldn't convert, going 3-and-out with three consecutive incompletions by the Rams. The Falcons took over at their own 45 on the ensuing drive with 58 seconds left, but the Rams' defense dominated as Rams DT Dante Fowler Jr. sacked and forced a fumble from Falcons QB Matt Ryan. With the Falcons unable to convert on the prime field position, they were forced to punt back to Los Angeles with 17 seconds left in the first half. Rams PR JoJo Natson returned the punt 35 yards, making that his longest punt return of the season. Los Angeles went into halftime with a 13-3 lead. The Rams opened up the second half with a 9-play, 75-yard drive, which chewed four and a half minutes off the clock and ended with an eight-yard touchdown pass from Goff to Rams TE Gerald Everett. That connection between Rams quarterback and tight end proved pivotal, as they connected on a 33-yard gain through the air earlier in the series. Goff added a one-yard touchdown run with 6:39 left in the third quarter to push the Rams' lead to 24. With 13:50 left in the fourth quarter, reigning NFL Defensive Player of the Year Aaron Donald sacked Ryan, forced a fumble and fumble recovery to set up L.A. at its own 36. The takeaway by Donald led to a 20-yard field goal by Zuerlein to boost the Rams' lead to 27 with 5:46 left. Though the Falcons would respond with a touchdown-scoring drive of their own with Falcons backup QB Matt Schaub finding Falcons TE Austin Hooper in the endzone from 10 yards out, put the score to 30-10 with 2:35 left. Atlanta's ensuing onside kick went out of bounds, giving Los Angeles possession near midfield. Punting with 28 seconds left, Rams CB Darious Williams recovered LB Troy Reeder's forced fumble in the endzone to make it a 37-10 victory for the Rams. The Rams had a notable game on both offense and defense. For the 24th time since the start of the 2017 season, the Rams scored 30-plus points, a feat only achieved three times during the 2015 and 2016 seasons combined. The Rams are 21-3 when scoring at least 30 points under Head Coach Sean McVay. Since McVay took over as head coach, Los Angeles has scored 1,202 points. Gurley finished with 18 carries for 41 yards plus his first 13-yard touchdown catch of the season from Goff. Goff threw his second touchdown of the day to Everett, making that Everett's second touchdown of the season and seventh of his career. WR Cooper Kupp eclipsed the 2,000 career receiving yards, recording 50 yards on Sunday. Rookie RB Darrell Henderson Jr. had his second-consecutive game rushing for 30+ yards, finishing the day with 31 yards on the ground. Defensively, Donald passed former teammate, Robert Quinn, for third-most sacks in team history. Donald registered his fourth sack of the season to give him 63.5 for his career. Dante Fowler Jr. finished the game with a career-best 3.0 sacks (21.0 career). Donald was the last Ram to record 3.0 or more sacks in a single game. Newcomer Jalen Ramsey – who the Rams acquired via a trade earlier in the week – managed to collect four tackles and one forced fumble. This was Ramsey's second forced fumble of the season and third in his career. The Rams finished the day with 5.0 team sacks, the most in a game this season.

STARTING LINEUPS

LOS ANGELES RAMS

WR	18	C. Kupp	DE	90	M. Brockers
TE	89	T. Higbee	NT	69	S. Joseph
LT	77	A. Whitworth	DT	99	A. Donald
LG	73	D. Edwards	WILL	56	D. Fowler
C	55	Br. Allen	OLB	50	S. Ebukam
RG	66	A. Blythe	ILB	58	C. Littleton
RT	79	R. Havenstein	ILB	51	T. Reeder
WR	12	B. Cooks	LCB	22	T. Hill
WR	17	R. Woods	RCB	31	D. Williams
QB	16	J. Goff	SS	24	T. Rapp
RB	30	T. Gurley	FS	32	E. Weddle

ATLANTA FALCONS

WR	11	J. Jones	DE	98	T. McKinley
WR	12	M. Sanu	DT	97	G. Jarrett
LT	70	J. Matthews	DT	96	T. Davison
LG	77	J. Carpenter	DE	93	A. Bailey
C	51	A. Mack	LB	59	D. Campbell
RG	68	J. Brown	LB	45	D. Jones
RT	76	K. McGary	CB	26	I. Oliver
TE	81	A. Hooper	CB	20	K. Sheffield
QB	2	M. Ryan	S	37	R. Allen
RB	24	D. Freeman	S	36	K. Ishmael
FB	40	K. Smith	S	27	D. Kazee

LOS ANGELES SUBSTITUTIONS: K 4 G.Zuerlein, QB 5 B.Bortles, P 6 J.Hekker, WR 19 J.Natson, DB 20 J.Ramsey, CB 23 N.Robey, CB 25 D.Long, S 26 M.Christian, RB 27 D.Henderson, S 33 N.Scott, DB 39 J.Gervase, RB 42 J.Kelly, LS 44 J.McQuaide, OLB 45 O.Okoronkwo, LB 48 T.Howard, LB 57 N.Patrick, C 65 C.Shelton, T 71 B.Evans, TE 81 G.Everett, TE 82 J.Mundt, WR 83 J.Reynolds, WR 88 M.Thomas, DT 92 T.Smart, DE 97 M.Fox

LOS ANGELES INACTIVES: RB 34 M.Brown, LB 41 K.Young, LB 52 C.Matthews, LB 54 B.Hager, T 63 A.Corbett, OL 64 J.Demby, DT 91 G.Gaines

LOS ANGELES DID NOT PLAY:

SCORING SUMMARY

		1	2	3	4	OT	TOTAL	FIELD GOALS
VISITOR	Los Angeles Rams	3	10	14	10	-	37	40LU (55) (25) (20)
HOME	Atlanta Falcons	3	0	0	7	-	10	(52) 50WL

TEAM	Qtr	Clock Time	Play (Extra Point) (Drive Info)	Visitor	Home
Falcons	1	11:23	M.Bryant 52 yd. Field Goal (9-33, 3:37)	0	3
Rams	1	1:42	G.Zuerlein 55 yd. Field Goal (5-20, 1:24)	3	3
Rams	2	11:16	T.Gurley 13 yd. pass from J.Goff (G.Zuerlein kick) (9-85, 3:44)	10	3
Rams	2	1:56	G.Zuerlein 25 yd. Field Goal (11-70, 4:51)	13	3
Rams	3	10:35	G.Everett 8 yd. pass from J.Goff (G.Zuerlein kick) (9-75, 4:25)	20	3
Rams	3	6:34	J.Goff 1 yd. run (G.Zuerlein kick) (5-16, 3:09)	27	3
Rams	4	5:42	G.Zuerlein 20 yd. Field Goal (15-62, 8:04)	30	3
Falcons	4	2:36	A.Hooper 10 yd. pass from M.Schaub (M.Bryant kick) (8-75, 3:06)	30	10
Rams	4	0:11	D.Williams fumble recovery in end zone (G.Zuerlein kick)	37	10

FINAL TEAM STATISTICS

	RAMS	FALCONS
TOTAL FIRST DOWNS	**23**	**14**
By Rushing	9	1
By Passing	13	12
By Penalty	1	1
THIRD DOWN EFFICIENCY	**8-16-50%**	**3-12-25%**
FOURTH DOWN EFFICIENCY	**1-1-100%**	**0-0-0%**
TOTAL NET YARDS	**381**	**224**
Total Offensive Plays	74	53
Average gain per offensive play	5.1	4.2
NET YARDS RUSHING	**90**	**38**
Total Rushing Plays	36	15
Average gain per rushing play	2.5	2.5
Tackles for a loss-number and yards	7-15	2-13
NET YARDS PASSING	**291**	**186**
Times thrown - yards lost attempting to pass	0-0	5-38
Gross yards passing	291	224
PASS ATTEMPTS-COMP-HAD INT	**38-23-0**	**33-22-1**
Avg gain per pass play	7.7	4.9
KICKOFFS Number-In End Zone-TBs	**8-7-6**	**3-2-2**
PUNTS Number and Average	**3-31.7**	**5-41.0**
Had Blocked	0	0

	RAMS	FALCONS
FGs - PATs Had Blocked	**0-0**	**0-0**
Net Punting Average	33.7	33.8
TOTAL RETURN YARDAGE (W/O KOR)	**42**	**-6**
No. and Yards Punt Returns	4-36	1-6
No. and Yards Kickoff Returns	0-0	2-65
No. and Yards Interception Returns	1-6	0-0
PENALTIES Number and Yards	**5-24**	**5-48**
FUMBLES Number and Lost	**0-0**	**4-2**
TOUCHDOWNS	**4**	**1**
Rushing	1	0
Passing	2	1
Fumbles	1	0
EXTRA POINTS Made-Attempts	**4-4**	**1-1**
Kicking Made-Attempts	4-4	1-1
FIELD GOALS Made-Attempts	**3-4**	**1-2**
RED ZONE EFFICIENCY	**3-5-60%**	**1-1-100%**
GOAL TO GO EFFICIENCY	**1-3-33%**	**0-0-0%**
SAFETIES	**0**	**0**
FINAL SCORE	**37**	**10**
TIME OF POSSESSION	**37:09**	**22:51**

FINAL INDIVIDUAL STATISTICS

LOS ANGELES RAMS

RUSHING	ATT	YDS	AVG	LG	TD
T. Gurley	18	41	2.3	10	0
D. Henderson	11	31	2.8	9	0
J. Kelly	3	9	3.0	6	0
R. Woods	1	6	6.0	6	0
J. Goff	3	3	1.0	2	1
Total	**36**	**90**	**2.5**	**10**	**1**

PASSING	ATT	CMP	YDS	SK/YD	TD	LG	IN	RT.
J. Goff	37	22	268	0/0	2	33	0	99.8
J. Hekker	1	1	23	0/0	0	23	0	118.8
Total	**38**	**23**	**291**	**0/0**	**2**	**33**	**0**	**102.0**

RECEIVING	NO	YDS	AVG	LG	TD
C. Kupp	6	50	8.3	17	0
R. Woods	5	80	16.0	25	0
B. Cooks	4	59	14.8	21	0
G. Everett	4	50	12.5	33	1
N. Scott	1	23	23.0	23	0
T. Gurley	1	13	13.0	13	1
T. Higbee	1	8	8.0	8	0
D. Henderson	1	8	8.0	8	0
J. Mundt	0	0	0.0	0	0
J. Reynolds	0	0	0.0	0	0
Total	**23**	**291**	**12.7**	**33**	**2**

INTERCEPTIONS	NO	YDS	AVG	LG	TD
C. Littleton	1	6	6.0	6	0
Total	**1**	**6**	**6.0**	**6**	**0**

PUNTING	NO	YDS	AVG	NET	TB/I20	LG
J. Hekker	3	95	31.7	33.7	0/1	43
Total	**3**	**95**	**31.7**	**33.7**	**0/1**	**43**

PUNT RETURNS	NO	YDS	AVG	FC	LG	TD
J. Natson	3	33	11.0	0	35	0
M. Thomas	1	3	3.0	0	3	0
[OUT OF BOUNDS]	1	0	0.0	0	0	0
Total	**4**	**36**	**9.0**	**0**	**35**	**0**

KICKOFF RETURNS	NO	YDS	AVG	FC	LG	TD
[OUT OF BOUNDS]	1	0	0.0	0	0	0
[TOUCHBACK]	2	0	0.0	0	0	0
Total	**0**	**0**	**0.0**	**0**	**0**	**0**

ATLANTA FALCONS

RUSHING	ATT	YDS	AVG	LG	TD
D. Freeman	7	19	2.7	9	0
B. Hill	5	11	2.2	5	0
I. Smith	1	7	7.0	7	0
M. Ryan	1	2	2.0	2	0
M. Shaub	1	-1	-1.0	-1	0
Total	**15**	**38**	**2.5**	**9**	**0**

PASSING	ATT	CMP	YDS	SK/YD	TD	LG	IN	RT.
M. Ryan	27	16	159	5/38	0	39	1	60.6
M. Schaub	6	6	65	0/0	1	19	0	151.4
Total	**33**	**22**	**224**	**5/38**	**1**	**19**	**1**	**83.4**

RECEIVING	NO	YDS	AVG	LG	TD
J.Jones	6	93	15.5	39	0
A.Hooper	4	46	11.5	19	1
C.Ridley	4	30	7.5	14	0
J.Hardy	2	19	9.5	15	0
B.Hill	2	14	7.0	12	0
D.Freeman	2	6	3.0	4	0
R.Gage	1	13	13.0	13	0
M.Sanu	1	3	3.0	3	0
K.Smith	0	0	0.0	0	0
K.Barner	0	0	0.0	0	0
Total	**22**	**224**	**10.2**	**39**	**1**

INTERCEPTIONS	NO	YDS	AVG	LG	TD
Total	**0**	**0**	**0.0**	**0**	**0**

PUNTING	NO	YDS	AVG	NET	TB/I20	LG
K.Redfern	5	205	41.0	33.8	0/2	50
Total	**5**	**205**	**41.0**	**33.8**	**0/2**	**50**

PUNT RETURNS	NO	YDS	AVG	FC	LG	TD
R.Gage	1	-6	-6.0	0	33	0
[DOWNED]	1	0	0.0	0	0	0
[OUT OF BOUNDS]	1	0	0.0	0	0	0
Total	**1**	**-6**	**-6.0**	**0**	**33**	**0**

KICKOFF RETURNS	NO	YDS	AVG	FC	LG	TD
K. Barner	2	65	32.5	0	33	0
[TOUCHBACK]	6	0	0.0	0	0	0
Total	**2**	**65**	**32.5**	**0**	**33**	**0**

DEFENSIVE STATISTICS (BASED ON GAMEBOOK)

PLAYER	T	S	A	S-YDS	I-YDS	PD	FF	FR
D.Fowler	7	6	1	3-22	0-0	1	1	0
T.Rapp	6	5	1	0-0	0-0	0	0	0
M.Christian	5	3	2	0-0	0-0	0	0	0
T.Reeder	5	2	4	0-0	0-0	0	1	0
T.Hill	4	4	0	0-0	0-0	0	0	0
J.Ramsey	4	4	0	0-0	0-0	0	1	0
C.Littleton	3	3	0	1-8	1-6	1	0	0
M.Brockers	3	3	0	0-0	0-0	0	0	0
T.Howard	3	1	2	0-0	0-0	0	0	0
A.Donald	2	2	0	1-8	0-0	0	1	1

PLAYER	T	S	A	S-YDS	I-YDS	PD	FF	FR
O.Okoronkwo	2	2	0	0-0	0-0	0	0	0
E.Weddle	2	1	1	0-0	0-0	0	0	0
S.Ebukam	2	0	2	0-0	0-0	0	0	0
S.Joseph	1	1	0	0-0	0-0	0	0	0
N.Robey	1	1	0	0-0	0-0	0	0	0
N.Patrick	1	1	0	0-0	0-0	0	0	0
D.Long	1	1	0	0-0	0-0	0	0	0
M.Fox	0	0	0	0-0	0-0	0	0	0
D.Williams	0	2	0	0-0	0-0	0	0	1
Totals	**52**	**42**	**13**	**5-38**	**1-6**	**2**	**4**	**2**

8 LOS ANGELES 24, CINCINNATI 10

October 29, 2019 - Wembley Stadium - London, England

Weather: 48 degrees, fair - Attendance 83,720 - Time 3:05

The Los Angeles Rams defeated the Cincinnati Bengals 24-10 before an announced crowd of 83,720 at Wembley Stadium in London on Sunday. The victory extended Los Angeles' win streak to two games heading into the bye week and earned Rams LT Andrew Whitworth the distinction of becoming the 12th starter and second offensive lineman in NFL history to defeat all 32 teams. On the first drive of the game, the Rams' defense forced the Bengals to punt the ball back into their possession. The Rams' ensuing drive – which started from their own 10 and ended at the Cincinnati five – was capped with a 23-yard field goal by Rams K Greg Zuerlein for an early 3-0 lead. Cincinnati responded with a pair of catches by Bengals TE Tyler Eifert and a fourth-down conversion, and tied the game at three with a 28-yard field goal by Bengals K Randy Bullock. Rams WR Cooper Kupp had receptions of 32 and 23 yards that paved the way for a 31-yard touchdown pass down the seam from Rams QB Jared Goff to Rams WR Josh Reynolds and a 10-3 Rams lead with 10:43 left in the second quarter. Kupp had four catches for 101 yards 19 minutes into the game. The Bengals responded with a five-and-a-half-minute scoring drive anchored by the running game, with Bengals QB Andy Dalton throwing a one-yard touchdown pass to Bengals RB Joe Mixon for a 10-10 tie with 5:18 left in the second quarter. A double-reverse flea flicker put the Rams back on top, as Goff found Kupp for a 65-yard touchdown pass. The reception gave Kupp a new career high of 165 yards receiving and the Rams a 17-10 lead which they would take into halftime. Rams RB Todd Gurley II gave L.A. its third touchdown of the day on a three-yard run early in the third quarter, which extended the Rams' lead to 24-10. It was the only points scored by either team during that period. The Rams notched their second straight London win and began getting ready for their bye week. With a notable game on both the offense and defense, Los Angeles was able to find explosive plays throughout the contest, finishing the game with nine offensive plays of at least 20 yards. Kupp finished with seven receptions for a career-high 220 yards, plus one touchdown. Kupp finished the first half with 165 receiving yards, the most in a half from a Rams receiver since Marshall Faulk tallied 168 in 1999. It was tied for the third-highest receiving output in a half in franchise history. His total against the Bengals marked the second-highest in an NFL game this season and fifth time of the season he had 100 plus yards receiving, which is a career high. QB Jared Goff completed 17-of-31 pass attempts for 372 yards and two touchdowns. Gurley finished with 10 carries for 44 yards and scored his sixth rushing touchdown of the season. Defensively, LB Ogbonnia Okoronkwo recorded his first career sacks and DT Aaron Donald got his fifth of the season. This was Donald's fifth time in his career where he has a streak of recording a sack in at least three consecutive games. Rams DE Michael Brockers surpassed the 100 defensive sack yards mark in his career, becoming the 10th player in franchise history to do so. Rams S Taylor Rapp finished the game with a career-high of 12 tackles and entered the day ranked in the top five in tackles by any rookie. Rams OLB Dante Fowler Jr. continued to get to the quarterback, tallying 1.5 sacks in the game. He has now totaled 4.5 sacks in L.A.'s last two games, his most over a two-game span in his career. He now has 6.5 sacks this season and 22.5 in his career. Sunday was McVay's first victory over a former member of his coaching staff, Bengals Head Coach Zac Taylor, in Los Angeles. The win was the 16th time under McVay that the Rams did not trail in the game.

STARTING LINEUPS

CINCINNATI BENGALS

WR	19	A. Tate	LDE	96	C. Dunlap
LOT	64	J. Jerry	NT	99	A. Billings
LG	53	B. Price	DT	97	G. Atkins
C	66	T. Hopkins	RDE	94	S. Hubbard
RG	62	A. Redmond	LB	59	N. Vigil
ROT	68	B. Hart	LB	52	P. Brown
TE	87	C. Uzomah	NCB	29	T. McRae
WR	83	T. Boyd	CB	23	B. Webb
WR	85	T. Eifert	CB	22	W. Jackson III
QB	14	A. Dalton	S	36	S. Williams
HB	28	J. Mixon	S	30	J. Bates III

LOS ANGELES RAMS

WR	18	C. Kupp	DE	90	M. Brockers
TE	89	T. Higbee	DT	99	A. Donald
LT	77	A. Whitworth	WILL	56	D. Fowler
LG	73	D. Edwards	OLB	50	S. Ebukam
C	55	Br. Allen	ILB	58	C. Littleton
RG	66	A. Blythe	LCB	22	T. Hill
RT	79	R. Havenstein	RCB	20	J. Ramsey
WR	12	B. Cooks	NCB	23	N. Robey
WR	17	R. Woods	S	24	T. Rapp
QB	16	J. Goff	SS	26	M. Christian
HB	30	T. Gurley	FS	32	E. Weddle

LOS ANGELES SUBSTITUTIONS: K 4 G.Zuerlein, P 6 J.Hekker, WR 19 J.Natson, CB 25 D.Long, RB 27 D.Henderson, DB 31 D.Williams, S 33 N.Scott, LB 41 K.Young, RB 42 J.Kelly, LS 44 J.McQuaide, OLB 45 O.Okoronkwo, LB 48 T.Howard, LB 51 T.Reeder, LB 57 N.Patrick, C 65 C.Shelton, DT 69 S.Joseph, T 71 B.Evans, TE 81 G.Everett, TE 82 J.Mundt, WR 83 J.Reynolds, WR 88 M.Thomas, DT 92 T.Smart, DE 97 M.Fox

LOS ANGELES INACTIVES: RB 34 M.Brown, DB 39 J.Gervase, LB 52 C.Matthews, LB 54 B.Hager, T 63 A.Corbett, OL 64 J.Demby, DT 91 G.Gaines

LOS ANGELES DID NOT PLAY: QB 5 B.Bortles

SCORING SUMMARY

		1	2	3	4	OT	TOTAL	FIELD GOALS
VISITOR	Cincinnati Bengals	0	10	0	0	-	10	(28)
HOME	Los Angeles Rams	3	14	7	0	-	24	(23)

TEAM	Qtr	Clock Time	Play (Extra Point) (Drive Info)	Visitor	Home
Rams	1	6:41	G.Zuerlein 23 yd. Field Goal (12-85, 6:05)	0	3
Bengals	2	14:57	R.Bullock 28 yd. Field Goal (11-65, 6:44)	3	3
Rams	2	10:43	J.Reynolds 31 yd. pass from J.Goff (G.Zuerlein kick) (7-92, 4:14)	3	10
Bengals	2	5:18	J.Mixon 1 yd. pass from A.Dalton (R.Bullock kick) (11-75, 5:25)	10	10
Rams	2	3:57	C.Kupp 65 yd. pass from J.Goff (G.Zuerlein kick) (3-75, 1:21)	10	17
Rams	3	10:14	T.Gurley 3 yd. run (G.Zuerlein kick) (10-75, 4:46)	10	24

FINAL TEAM STATISTICS

	BENGALS	RAMS
TOTAL FIRST DOWNS	**24**	**19**
By Rushing	5	6
By Passing	15	13
By Penalty	4	0
THIRD DOWN EFFICIENCY	**6-18-33%**	**7-13-54%**
FOURTH DOWN EFFICIENCY	**4-6-67%**	**0-0-0%**
TOTAL NET YARDS	**401**	**470**
Total Offensive Plays	79	57
Average gain per offensive play	5.1	8.2
NET YARDS RUSHING	**104**	**98**
Total Rushing Plays	22	26
Average gain per rushing play	4.7	3.8
Tackles for a loss-number and yards	2-4	1-1
NET YARDS PASSING	**297**	**372**
Times thrown - yards lost attempting to pass	5-32	0-0
Gross yards passing	329	372
PASS ATTEMPTS-COMP-HAD INT	**52-32-0**	**31-17-0**
Avg gain per pass play	5.2	12.0
KICKOFFS Number-In End Zone-TBs	**3-2-2**	**5-5-5**
PUNTS Number and Average	**5-41.6**	**5-44.4**
Had Blocked	0	0

	BENGALS	RAMS
FGs - PATs Had Blocked	**0-0**	**0-0**
Net Punting Average	41.6	44.4
TOTAL RETURN YARDAGE (W/O KOR)	**0**	**0**
No. and Yards Punt Returns	1-0	0-0
No. and Yards Kickoff Returns	0-0	1-14
No. and Yards Interception Returns	0-0	0-0
PENALTIES Number and Yards	**6-40**	**9-59**
FUMBLES Number and Lost	**0-0**	**0-0**
TOUCHDOWNS	**1**	**3**
Rushing	0	1
Passing	1	2
Interceptions	0	0
EXTRA POINTS Made-Attempts	**1-1**	**3-3**
Kicking Made-Attempts	1-1	3-3
FIELD GOALS Made-Attempts	**1-1**	**1-1**
RED ZONE EFFICIENCY	**1-4-25%**	**1-2-50%**
GOAL TO GO EFFICIENCY	**1-3-33%**	**1-2-50%**
SAFETIES	**0**	**0**
FINAL SCORE	**10**	**24**
TIME OF POSSESSION	**32:43**	**27:17**

FINAL INDIVIDUAL STATISTICS

CINCINNATI BENGALS

RUSHING	ATT	YDS	AVG	LG	TD
J. Mixon	17	66	3.9	13	0
G. Bernard	3	31	10..3	25	0
A. Dalton	1	4	4.0	4	0
T. Boyd	1	3	3.0	3	0
Total	**22**	**104**	**4.7**	**25**	**0**

PASSING	ATT	CMP	YDS	SK/YD	TD	LG	IN	RT.
A. Dalton	52	32	329	5/32	1	52	0	86.1
Total	**52**	**32**	**329**	**5/32**	**1**	**52**	**0**	**86.1**

RECEIVING	NO	YDS	AVG	LG	TD
A. Erickson	6	97	16.2	52	0
T. Eifert	6	74	12.3	27	0
T. Boyd	6	65	10.8	22	0
A. Tate	5	65	13.0	27	0
J. Mixon	4	11	2.8	4	1
G. Bernard	2	14	7.0	11	0
C. Uzomah	1	4	4.0	4	0
S. Morgan	1	3	3.0	3	0
A. Dalton	1	-4	-4.0	-4	0
Total	**32**	**329**	**10.3**	**52**	**1**

INTERCEPTIONS	NO	YDS	AVG	LG	TD
Total	**0**	**0**	**0**	**0**	**0**

PUNTING	NO	YDS	AVG	NET	TB/I20	LG
K. Huber	5	208	41.6	41.6	0/3	51
Total	**5**	**208**	**41.6**	**41.6**	**0/3**	**51**

PUNT RETURNS	NO	YDS	AVG	FC	LG	TD
A. Erickson	1	0	0.0	1	0	0
[DOWNED]	2	0	0.0	0	0	0
[OUT OF BOUNDS]	1	0	0.0	0	0	0
Total	**1**	**0**	**0.0**	**1**	**0**	**0**

KICKOFF RETURNS	NO	YDS	AVG	FC	LG	TD
[TOUCHBACK]	5	0	0.0	0	0	0
Total	**0**	**0**	**0.0**	**0**	**0**	**0**

LOS ANGELES RAMS

RUSHING	ATT	YDS	AVG	LG	TD
D. Henderson	11	49	4.5	15	0
T. Gurley	10	44	4.4	20	1
R. Woods	4	6	1.5	6	0
J. Reynolds	1	-1	-1.0	-1	0
Total	**26**	**98**	**3.8**	**20**	**1**

PASSING	ATT	CMP	YDS	SK/YD	TD	LG	IN	RT.
J. Goff	31	17	372	0/0	2	65	0	119.3
Total	**31**	**17**	**372**	**0/0**	**2**	**65**	**0**	**119.3**

RECEIVING	NO	YDS	AVG	LG	TD
C. Kupp	7	220	31.4	65	1
J. Reynolds	3	73	24.3	31	1
R. Woods	2	36	18.0	31	0
D. Henderson	2	20	10.0	14	0
G. Everett	2	15	7.5	11	0
T. Higbee	1	8	8.0	8	0
B. Cooks	0	0	0.0	0	0
T. Gurley	0	0	0.0	0	0
M. Thomas	0	0	0.0	0	0
Total	**17**	**372**	**21.9**	**65**	**2**

INTERCEPTIONS	NO	YDS	AVG	LG	TD
Total	**0**	**0**	**0.0**	**0**	**0**

PUNTING	NO	YDS	AVG	NET	TB/I20	LG
J. Hekker	5	222	44.4	44.4	0/3	56
Total	**5**	**222**	**44.4**	**44.4**	**0/3**	**56**

PUNT RETURNS	NO	YDS	AVG	FC	LG	TD
J. Natson	0	0	0.0	3	0	0
[DOWNED]	2	0	0.0	0	0	0
Total	**0**	**0**	**0.0**	**3**	**0**	**0**

KICKOFF RETURNS	NO	YDS	AVG	FC	LG	TD
J. Natson	1	14	14.0	0	14	0
[TOUCHBACK]	2	0	0.0	0	0	0
Total	**1**	**14**	**14.0**	**0**	**14**	**0**

DEFENSIVE STATISTICS (BASED ON GAMEBOOK)

PLAYER	T	S	A	S-YDS	I-YDS	PD	FF	FR
T. Rapp	12	9	3	0-0	0-0	1	0	0
C. Littleton	8	5	3	0.5-3	0-0	0	0	0
E. Weddle	6	6	0	0-0	0-0	0	0	0
J. Ramsey	6	6	0	0-0	0-0	0	0	0
M. Christian	5	5	0	0-0	0-0	1	0	0
M. Brockers	5	4	1	0.5-4.5	0-0	0	0	0
D. Fowler	4	3	1	1.5-13.5	0-0	0	0	0
A. Donald	3	3	0	1-3	0-0	0	0	0

PLAYER	T	S	A	S-YDS	I-YDS	PD	FF	FR
T. Hill	3	3	0	0-0	0-0	1	0	0
S. Ebukam	3	2	1	0-0	0-0	1	0	0
D. Williams	2	2	0	0-0	0-0	0	0	0
O. Okoronkwo	2	1	1	1.5-8	0-0	0	0	0
N. Robey	1	1	0	0-0	0-0	2	0	0
S. Joseph	1	1	0	0-0	0-0	0	0	0
M. Fox	1	1	0	0-0	0-0	0	0	0
K. Young	0	1	0	0-0	0-0	0	0	0
Totals	**62**	**53**	**10**	**5-32**	**0-0**	**6**	**0**	**0**

UPDATED PLAYER BIOGRAPHIES

55 BRIAN ALLEN

Center // Michigan St. // Hinsdale, Ill.

Ht./Wt.: 6-2/303
NFL Exp.: 2nd (2nd Rams)
GP/GS, (Playoffs): 21/8, (3/0)
Birth Date: 10/11/1995
Acquired: D4A-2018 (No. 111)

TRANSACTIONS: Selected by the Rams in the fourth round (111th overall) of the 2018 NFL Draft (4/28/18).

PRO: Second-year pro out of Michigan state, played in 21 games with eight starts in his career, after playing 13 regular season games during his rookie campaign and all three postseason contests.

2019 SEASON: Second-year professional earned his first start at center in the 2019 season opener...**vs. Cincinnati (10/27):** Started at center...helped provide a pocket for QB Jared Goff and WR Cooper Kupp to connect for 220 yards...kept Goff from being sacked for the second-straight game...**at Atlanta (10/20):** Started at center...helped provide a pocket for QB Jared Goff to throw for 268 yards and two touchdowns, without giving up a sack...**vs. San Francisco (10/13):** Started at center...helped pave the way for the Rams to march 56 yards down the field for an opening drive touchdown...**at Seattle (10/3):** Started at center... helped provide a pocket for QB Jared Goff to throw for 395 yards and no sacks...**vs. Tampa Bay (9/29):** Started at center...helped QB Jared Goff throw for a career-high 517 yards, only the third 500-plus yard passing output in franchise history...**at Cleveland (9/22):** Started at center...helped provide time for QB Jared Goff to throw for 269 yards and two touchdowns...**vs. New Orleans (9/15):** Started at center...helped the Rams rush for 115 yards... played all 70 offensive snaps...**at Carolina (9/8):** Made first NFL start...played all 77 offensive snaps...helped pave the way for the Rams to amass 166 yards rushing and average 5.2 yards per rushing attempt.

2018 SEASON: Played in 13 games during his rookie season in addition to three postseason games...**at Oakland (9/10):** Made NFL debut...played nine special teams snaps...**vs. Arizona (9/16):** Made offensive debut, playing seven snaps at center in the fourth quarter...**vs. Minnesota (9/27):** Played seven special teams snaps...**at Seattle (10/7):** Played six special teams snaps... **at New Orleans (11/4):** Played seven special teams snaps... **vs. Kansas City (11/19):** Played nine special teams snaps... **at Detroit (12/2):** Played six special teams snaps...**at Chicago (12/9):** Played three snaps at the center position, in addition to three special teams snaps...**vs. Philadelphia (12/16):** Played five special teams snaps...**vs. Arizona (12/23):** Played eight offensive snaps in the fourth quarter in addition to six special teams snaps throughout the game...**vs. San Francisco (12/30):** Played 18 snaps at the center position late in the game in addition to eight plays on special teams...**Divisional Round vs. Dallas (1/12/19):** Made postseason debut...played seven special teams snaps... **Championship Round at New Orleans (1/20/19):** Played seven special teams snaps...**Super Bowl LIII (2/3/19):** Played two special teams snaps.

COLLEGE: Four-year letter winner, played in 51 career games, including 38 starts (17 at center, 16 at left guard, five at right guard)…was voted a 2017 team captain…earned second-team All-Big Ten accolades three straight years (2015-17)… extremely durable lineman finished his career starting in 28 consecutive games, including all 13 games at center in 2017… three-time Academic All-Big Ten honoree…versatile lineman played both guard spots and center throughout his collegiate career…as a senior in 2017, led the offensive line with 98 knockdowns…played a team-high 977 snaps…voted the team's most inspirational player (Biggie Munn Award) on offense… received the Downtown Coaches Club Award, given to the team's most outstanding offensive player and the Up Front Award (most outstanding lineman: offense)…named a semifinalist for the William V. Campbell Trophy, widely known as the 'Academic Heisman'…was the 2017 Michael R. Sadler Scholar-Athlete Award recipient (top Division I college football scholar-athlete in state of Michigan)…as a junior in 2016, was one of only three players on the team and the only offensive lineman to start all 12 games…named second-team All-Big Ten choice by the media and third-team pick by the coaches...appeared in all 14 games, including 12 starts (10 at left guard; two at center) as a sophomore in 2015…collected 82.5 knockdowns during the regular season, second most on the team...as a freshman in 2014, named a first-team Freshman All-American by the Football Writers Association of America and Scout.com.

PERSONAL: Three-year starter at Hinsdale Central for Coach Rich Tarka…earned first-team all-state honors (8A) from the Illinois High School Coaches Association and *Chicago Tribune* as a senior…two-time All-West Suburban Conference first-team honoree… also played on the defensive line recorded 16 tackles, including three for losses and 1.0 sack (11 yards), along with an interception and fumble recovery in 2013...first wrestler in Hinsdale Central history to win four state medals (second at 285 pounds in 2014; first at 285 in 2013; third at 285 in 2012; third at 215 in 2011)…as a junior, won the 2013 3A state wrestling championship at heavyweight (285 pounds), finishing the season with a perfect 48-0 record…nearly claimed back-to-back state titles at 285 pounds, but lost in overtime in the championship match; finished his senior year with a 45-2 record...ranked sixth nationally at 285 pounds by IntermatWrestle.com…also won the state title in the shot put in 2013…selected Chicago Sun-Times Male Athlete of the Year for 2013-14…was named the No. 1 Doings/Pioneer Press West Group sports story of 2013…son of John and Leslie Allen…his older brother, Jack, was a four-year letter winner (2012-15) and two-time first-team All-American center (2014-15) at Michigan State; he spent his rookie season (2016) in the NFL with the New Orleans Saints…his younger brother, Matt, is an offensive lineman at Michigan State…majored in economics.

Allen's Career Games/Starts:

Year	Teams	GP/GS
2019	Los Angeles Rams	8/8
2018	Los Angeles Rams	13/0
	Postseason	*3/0*
Totals		**21/8**
	Postseason	***3/0***

66 AUSTIN BLYTHE

Offensive Line // Iowa // Williamsburg, Iowa

Ht./Wt.: 6-3/298
NFL Exp.: 4th (3rd Rams)
GP/GS, (Playoffs): 47/25, (4/3)
Birth Date: 6/16/1992
Acquired: W(IND)-2017

TRANSACTIONS: Claimed by the Rams off waivers (5/16/17)... waived by the Colts (5/15/17)…drafted by the Indianapolis Colts in the seventh round (No. 248 overall) in the 2016 NFL Draft.

PRO: Fourth-year pro, joined the Rams via waivers in 2017... appeared in 47 career regular season games with 25 starts and started three-of-four postseason contests.

2019 SEASON: Fourth-year professional returns for his second season as the starting right guard for the Rams...**vs. Cincinnati (10/27):** Started at guard...helped provide a pocket for QB Jared Goff and WR Cooper Kupp to connect for 220 yards...**at Atlanta (10/20):** Started at guard...helped provide a pocket for QB Jared Goff to throw for 268 yards and two touchdowns, without giving up a sack...**vs. San Francisco (10/13):** Started at right guard... helped pave the way for the Rams to march 56 yards down the field for an opening drive touchdown...**at Seattle (10/3):** Started at right guard...helped provide a pocket for QB Jared Goff to throw for 395 yards and no sacks allowed...**vs. Tampa Bay (9/29):** Started at right guard...helped QB Jared Goff throw for a career-high 517 yards, only the third 500-plus yard passing output in franchise history...**at Cleveland (9/22):** Declared inactive...**vs. New Orleans (9/15):** Started at right guard...played 28 offensive snaps before leaving the game with an injury...**at Carolina (9/8):** Started and played all 77 offensive snaps...helped pave the way for the Rams to amass 166 yards rushing and average 5.2 yards per rushing attempt.

2018 SEASON: Started all 16 games and was part of the offensive line that was named Ford Built Tough Offensive Line of the Year...helped pave the way for RB Todd Gurley II to lead the league in scoring with 21 total touchdowns...**vs. Chargers (9/23):** Started at right guard...provided time for QB Jared Goff to throw for 350-plus yards in consecutive games...**vs. Minnesota (9/27):** Started at right guard...provided time for QB Jared Goff to post a perfect QB rating and third-straight game with 350-plus yards while completing over 75 percent of his passes, the longest streak in league history...**at Seattle (10/7):** Started at right guard...led the way for QB Jared Goff to rush for two yards on a game-clinching fourth-and-one attempt...**at Denver (10/14):** Started at right guard...helped pave the way for RB Todd Gurley II to post a career-best 208 yards rushing (7.4 yards/rush) and two touchdowns...**at San Francisco (10/21):** Started at right guard...opened holes for RB Todd Gurley II to score three total touchdowns...**vs. Green Bay (10/28):** Started at right guard... paved the way for RB Todd Gurley II to amass 195 yards from scrimmage....played all 78 offensive snaps...**vs. Seattle (11/11):** Started at guard...paved the way for RB Todd Gurley II to amass 160 scrimmage yards...**vs. Kansas City (11/19):** Played all 80 offensive snaps...provided a pocket for QB Jared Goff to complete 31-of-49 passing attempts for 413 yards...**at Detroit (12/2):** Started at guard...paved the way for RB Todd Gurley II to rush for 132 yards and two touchdowns...played all 69 offensive snaps... **vs. Arizona (12/23):** Start at guard...played all 68 offensive snaps...paved the way for newly signed RB C.J. Anderson to rush for 167 yards and a touchdown...**vs. San Francisco (12/30):** Started at right guard...played all 73 offensive snaps...blocked for RB C.J. Anderson to record his second-consecutive 130-plus yard rushing game...**Divisional Round vs. Dallas (1/12/19):** Started at right guard...paved the way for two running backs to record 100-plus yards rushing...blocked for the Rams to amass 273 total rushing yards...**Championship Round at New Orleans (1/20/19):** Started at right guard...provided time for QB Jared Goff to throw for 297 yards...**Super Bowl LIII (2/3/19):** Started at right guard in Super Bowl debut...played all 65 offensive snaps.

2017 SEASON: Saw action in all 16 regular season games and made one start...**at San Francisco (9/21):** Entered the game at center after John Sullivan sustained an injury...played 36 snaps at center and aided a line that helped produce 126 yards rushing on 32 carries (3.9 avg.)...**vs. Arizona (10/22):** Saw action at center and on special teams...entered game at center after John Sullivan sustained an injury...**vs. San Francisco (12/31):** Started at left guard...**Wild Card vs. Atlanta (1/6/18):** Saw action on special teams.

2016 SEASON: Competed in eight games and made one start at right guard…saw action in his first career NFL game as an eligible lineman and on special teams in a Week 3 win against San Diego (9/25)…first career start at right guard in a Week 4 contest against Jacksonville…participated on special teams Weeks 5-9 and Week 15.

COLLEGE: Saw action in 52 games with 51 starts as a four-year starter for Iowa…helped bolster a Hawkeye offensive line that allowed the team to start the 2015 campaign 12-0 and earn a spot in the Big Ten Championship and Rose Bowl games…started all 14 games in 2015 and named a team captain…an All-American third-team selection by Associated Press…in 2014, started all 13 games including six games at C, one at RG, and the final six at LG…started all 13 games at C in 2013 and helped the Hawkeyes to an 8-4 record and an Outback Bowl appearance as a redshirt sophomore…played in 10 games earning nine starts at right guard as a redshirt freshman in 2012…redshirted as a true freshman in 2011.

PERSONAL: Name pronounced "BLY-th"...attended Williamsburg (Iowa) High School where he was a senior captain, two-time first team all-state selection, three-time first team all-district and All-America honorable mention…a member of the high school wrestling team where he earned three consecutive state heavyweight wrestling titles and placed second as a freshman…holds the state record with 143 career pins…studied communications at Iowa.

Blythe's Career Games/Starts:

Year	Teams	GP/GS
2019	Los Angeles Rams	7/7
2018	Los Angeles Rams	16/16
	Postseason	*3/3*
2017	Los Angeles Rams	16/1
	Postseason	*1/0*
2016	Indianapolis Colts	8/1
Totals		**47/25**
	Postseason	***4/3***

5 BLAKE BORTLES

Quarterback // Central Florida // Oviedo, Fla.

Ht./Wt.: 6-5/236
NFL Exp.: 6th (1st Rams)
GP/GS, (Playoffs): 76/73, (3/3)
Birth Date: 4/28/1992
Acquired: FA-2019

TRANSACTIONS: Signed by Los Angeles (3/19/19)...released by the Jaguars (3/13/19)...originally drafted by Jacksonville in the first round (3rd overall) of the 2014 draft.

PRO: Ranks second in Jaguars history in career passing yards (17,646), pass attempts (2,632), pass completions (1,561) and passing touchdowns (103)...the first player in Jacksonville history to have multiple games with four-plus passing touchdowns (five games)...joins Russell Wilson, Cam Newton and Jeff Garcia as the only players in NFL history to throw for at least 15,000 yards and rush for at least 1,500 yards in their first five NFL seasons.

2019 SEASON: Sixth-year professional, joined the Rams in the 2019 offseason to back up QB Jared Goff...made his debut with L.A. in Week 7 win over Atlanta...**vs. Cincinnati (10/27):** Did not play...**at Atlanta (10/20):** Saw time at quarterback in the fourth quarter of a 37-10 win...**vs. San Francisco (10/13):** Did not play...**at Seattle (10/3):** Did not play...**vs. Tampa Bay (9/29):** Did not play...**at Cleveland (9/22):** Did not play...**vs. New Orleans (9/15):** Did not play...**at Carolina (9/8):** Did not play.

2018 SEASON: Selected as an offensive captain by his teammates for the 2018 season...played in 13 games with 12 starts...completed 243-of-403 passes (60.8 percent) for 2,718 yards, 13 touchdowns and 11 interceptions for a 79.8 QB rating...rushed for 365 yards on 58 carries (6.3 yards/rush)...**at New York Giants (9/9):** Completed 18-of-31 passes for 176 yards, one touchdown, one interception and rushed four times for 42 yards, including a career-long rush of 41 yards...**vs. New England Patriots (9/16):** Completed 29-of-45 passes (64.4 percent) for 376 yards, four touchdowns and one interception...his 376 passing yards were the third-most in a game in his career and the most ever in a Jaguars victory...**vs. Tennessee (9/23):** Completed 21-of-34 passes (61.8 percent) for 155 yards...rushed for 27 yards on five carries...**vs. New York Jets (9/30):** Passed David Garrard (16,003) and moved into second on the team's all-time passing yardage list, and also passed Garrard (1,406) and moved into second on the team's all-time pass completions list...completed 29-of-38 passes (76.3 percent) for a then career-high 388 yards, two touchdowns and one interception for a passer rating of 114.8...rushed three times for 28 yards...**at Kansas City (10/7):** Completed 33-of-61 passes for a career-high 430 yards, one touchdown and four interceptions...rushed four times for 34 yards, including a 21-yard touchdown run...his 430 yards passing are the second-most passing yards in Jaguars history...**at Dallas (10/14):** Completed 15-of-26 passes for 149 yards, one touchdown and one interception...rushed four times for 22 yards...**at Indianapolis (11/11):** Completed 26-of-38 passes (68.4 percent) for 320 yards and two touchdowns...his 20th career 300-yard passing game, which ties Peyton Manning for sixth-most in NFL history through a player's first five seasons.

2017 SEASON: Started all 15 games...completed 315-of-523 passes (60.2 percent) for 3,687 yards, 21 touchdowns and 13 interceptions for a 84.7 QB rating...marked his third-consecutive season with more than 3,500 passing yards and 20 touchdowns...finished the postseason completing 49-of-85 passes for 549 yards, 3 touchdowns and no interceptions for a franchise-best 91.0 passer rating in the postseason...**vs. Tennessee (9/17):** Completed 20-of-34 passes (58.8 percent) for 223 yards, one touchdown and two interceptions...added four rushes for 29 yards...**vs. Baltimore (9/24):** Completed 20-of-31 passes for 244 yards, four touchdowns...rushed for 18 yards on three carries...**vs. Los Angeles (10/15):** Completed 23-of-35 passes for 241 yards, one touchdown and one interception...**at Indianapolis (10/22):** Completed 18-of-26 passes (69.2 percent) for 330 yards and one touchdown...threw for a career-high 282 yards in the first half...finished game with 124.7 QB rating...**vs. Los Angeles Chargers (11/12):** Completed 29-of-51 passes for 273 yards, one touchdown, two interceptions...rushed for 34 yards on five carries...led an 11-play, 84 yard drive (all passes) that concluded with a WR Marqise Lee TD to tie the game in the third quarter...**vs. Houston (12/17):** Completed 21-of-29 passes (72.4 percent) for 326 yards, three touchdowns and a career-high 143.8 QB rating...**at San Francisco (12/24):** Completed 30-of-52 passes (64.0 percent) for a then career-high 382 yards, two touchdowns and three interceptions...rushed for 31 yards on five attempts...**AFC Championship at New England (1/21/18):** Completed 23-of-36 passes (63.9 percent) for a single-game postseason Jaguars record 293 yards...added one touchdown for a QB rating of 98.5.

2016 SEASON: Started all 16 games...completed 368-of-625 passes, both being single-season Jaguars records, for 3,905 yards, 23 touchdowns and 16 interceptions with a 78.8 passer rating...marked his second-consecutive season with more than 3,500 passing yards and 20 touchdowns, the first player in Jacksonville history to achieve this feat...threw his 1,000th career completion against Indianapolis in Week 17 to become the sixth-fastest player in NFL history...was one-of-two players (Atlanta's Matt Ryan) in the league responsible for a touchdown (passing/rushing/ receiving) in every game of 2016...**vs. Green Bay (9/11):** Completed 24-of-39 passes (61.5 percent) for 320 yards, one touchdown and one interception for an 85.4 passer rating...his 187 first-half passing yards were most for his career...the 320 yards are the most by a Jaguars quarterback on kickoff weekend in franchise history...**vs. Baltimore (9/25):** Completed 24-of-38 passes (63.2 percent) for 194 yards, two touchdowns and three interceptions for a 60.6 passer rating...eclipsed 50-career passing touchdowns in his 33rd career game, becoming the fastest Jaguars quarterback to 50 career passing touchdowns, surpassing the previous mark set by Mark Brunell (41 games)...**at Chicago (10/16):** Completed 20-of-33 passes (60.6 percent) for 271 yards, one touchdown and one interception for an 84.3 passer rating...trailing 16-10 with 3:18 remaining in the fourth quarter, Bortles engineered a four-play, 78-yard drive that culminated in a 51-yard touchdown pass to WR Arrelious Benn with 2:58 remaining...the victory marked Bortles' fifth come-from-behind fourth-quarter victory...**vs. Tennessee (12/24):** Completed 26-of-38 passes for 325 yards and one touchdown...his 103.5 passer rating was a season-high and his best mark since he posted a 124.5 passer rating at New Orleans on Dec. 27, 2015...also had a receiving touchdown on a throw-back pass from WR Marqise Lee, becoming the first player in NFL history to record 300-plus passing yards and at least one receiving touchdown...**at Indianapolis (1/1/17):** Completed 25-of-39 passes for 301 yards, one touchdown and posted a 96.2 passer rating...threw for 300-plus yards in back-to-back games for the second time during the 2016 season and the fourth time in his career.

2015 SEASON: Completed 355-of-606 passes (58.6 percent) for 4,428, 35 touchdowns and 18 interceptions for an 88.2 passer rating...set single-season franchise records for yards, completions, attempts and touchdowns...threw a touchdown in 15-straight games from 9/13/15 to 12/27/15, the longest streak in Jaguars history...threw for the NFL's second-most passing touchdowns (35) in 2015, behind only New England's Tom Brady...joins Dan Marino (1984) as the only first or second-year quarterbacks in NFL history to throw for 4,400-plus yards and 35-plus touchdowns in a single season...became the youngest QB in NFL history to throw for 4,000-plus yards and 35-plus touchdowns and rush for 300-plus yards in a season...the only other players in NFL history to achieve the feat are Daunte Culpepper (2004) and Steve Young (1998)...finished the season with 72 completions of 20-plus yards, the most in the NFL and the most in a season in Jaguars history (the previous record for completions of 20-plus yards by a Jaguars quarterback was 44, set by Mark Brunell in 1997 and 2001 and David Garrard in 2004)...threw for 300-plus yards on six occasions in 2015, tied for the most 300-yard passing games by a Jaguars QB in a single season...youngest quarterback in NFL history to throw for at least 25 touchdowns and rush for at least one touchdown in a single season...**vs. Carolina (9/13):** Became the second quarterback in franchise history to start on opening day before turning 24 years old...completed 22-of-40 for 183 yards and one touchdown, while also rushing four times for 26 yards (6.5 yards/rush)...surpassed 3,000 career passing yards on a six-yard touchdown completion to Rashad Greene in the second quarter... his 22 completions are tied for the seventh-most in a season opener in Jacksonville history...**at Indianapolis (10/4):** Completed 28-of-50 passes (56.0 percent) for 298 yards and one touchdown for an 80.2 passer rating...the 50 pass attempts by Bortles were the most of his career and the fifth-most in Jaguars history...joins Byron Leftwich (54), Mark Brunell (52, 50) and Chad Henne (51, 51) as the only players in Jaguars history to register 50-plus pass attempts in a single game...**at New York Jets (11/8):** Completed 24-of-40 passes for a career-high 381 yards, two touchdowns and two interceptions...381 passing yards were fourth-most in Jaguars history...joins Mark Brunell as the only quarterbacks in franchise history to throw for 375-plus yards in a single game...has thrown for two-plus touchdowns in four consecutive games, tying the franchise record for most consecutive games with two-plus passing TDs (Chad Henne in 2013 and David Garrard in 2007)... **at Tennessee (12/6):** Completed 24-of-36 passes for 322 yards and a career-high five touchdowns...became the youngest player in NFL history to throw for 320-plus yards, five-plus touchdowns and no interceptions in a single game...his five touchdowns is the most by a Jaguars quarterback in a single game...joins Dan Marino (22, 1984) and Matthew Stafford (23, 2011) as the only QBs age 23-or-younger in NFL history to throw for 27 or more touchdowns through the first 12 games of the season...tallied a career-high 134.5 passer rating...**at New Orleans (12/27):** Completed 27-of-35 passes (77.1 percent) for 368 yards, four touchdowns and two interceptions for a passer rating of 124.5, his third highest of the season...Bortles' 77.1 completion percentage was the second-highest in his NFL career...in the second half, completed 18-of-21 passes (85.7 percent) for 288 yards, three touchdowns and no interceptions for a perfect 158.3 passer rating.

2014 SEASON: Set franchise single-season records for a rookie with 2,908 passing yards and 280 completions while throwing for 11 touchdowns...led all NFL quarterbacks with a 7.48 average per rush, rushing 56 times for 419 yards...marked the highest single-season rushing average by a quarterback in team history and his 419 rushing yards were second-most in team history (480, Mark Brunell, 1995)...finished with 37 completions of 20-plus yards... became 16th quarterback in Jaguars history to start a game and was one of seven rookie quarterbacks to make their NFL debut in 2014...took over as the team's starting QB in Week 4 and started the final 13 games...was 280-of-475 passing for 2,908 yards with 11 touchdowns and 17 interceptions for a 69.5 rating...had 21 completions of 25-plus yards...rushed for 419 yards on 56 carries (7.48 yards/rush), the highest average by a NFL QB and second-most rushing yards by a Jaguars quarterback in a season...**vs. Indianapolis (9/21):** Made his NFL debut after he was inserted into the lineup to start the second half and finished 14-of-24 passing for 223 yards with two touchdowns and two interceptions for an 82.5 passer rating...had four completions of 20-plus yards including a 63-yard touchdown pass to Allen Hurns...also had 30 rushing yards including a 20-yard rush...engineered the offense to 289 yards in the second half after the club managed only 55 yards in the first half...**at San Diego (9/28):** Made first career start and totaled 29 of 37 passing for 254 yards with one touchdown and two interceptions for an 81.7 passer rating...completed 78.4 percent of his passes, the highest in NFL history for a rookie quarterback in his first career start with a minimum 30 attempts... posted five carries for 24 yards...his 29 completions set single-game Jacksonville record by a rookie and his completions, attempts and yards were most by a Jaguars rookie quarterback in first career start...**at Tennessee (10/12):** Threw for 336 yards and one touchdown on 32-of-46 passing (69.6 percent), tying Byron Leftwich (10/5/03 vs. San Diego) for most passing yards by a rookie in team history...the 46 attempts and 32 completions were the most in Jaguars history by a rookie...had a 59-yard completion to TE Clay Harbor and hooked up with Harbor for a 20-yard touchdown pass in the fourth quarter...led team in rushing with five carries for 38 yards.

COLLEGE: Played in 37 games with 30 starts...declared for the NFL Draft following his junior season...compiled a 22-5 record as a starter...career totals included 585-of-891 passing for 7,598 yards with 56 touchdowns and 19 interceptions...ranked fourth in school history for passing yards and touchdowns...as a junior, finished 259-of-382 passing (67.8 percent) for 3,581 yards with 25 touchdowns and nine interceptions...led UCF to a 12-1 mark and a Fiesta Bowl win...named MVP of the Fiesta Bowl with a win over Baylor, throwing for 301 yards and three touchdowns...majored in interpersonal/organizational communication and minored in sports and fitness.

PERSONAL: Attended Oviedo High School where he finished his career by setting Seminole County records with 5,576 yards and 53 touchdowns...earned MVP award at the Central Florida All-Star game following senior year...also lettered in baseball...his brother, Colby, was drafted by the Detroit Tigers in the 22nd round of the 2017 MLB Draft...the son of Suzy and Rob Bortles.

BLAKE BORTLES NFL STATISTICS

REGULAR SEASON

Passing

Year	Team	G/S	Att.	Comp.	Pct.	Yards	Yds/Att.	TD	Int.	Long	Sack-Yards	Rating
2014	Jacksonville Jaguars	14/13	475	280	58.9	2,908	6.1	11	17	63t	55-345	69.5
2015	Jacksonville Jaguars	16/16	606	355	58.6	4,428	7.3	35	18	90t	51-320	88.2
2016	Jacksonville Jaguars	16/16	625	368	58.9	3,905	6.2	23	16	51t	34-197	78.8
2017	Jacksonville Jaguars	16/16	523	315	60.2	3,687	7.0	21	13	75t	24-123	84.7
2018	Jacksonville Jaguars	13/12	403	243	60.3	2,718	6.7	13	11	80t	31-173	79.8
2019	Los Angeles Rams	1/0	0	0	0.0	0	0.0	0	0	0	0-0	0
Totals		**76/73**	**2,632**	**1,561**	**59.3**	**17,646**	**6.7**	**103**	**75**	**90t**	**195-1,158**	**80.6**

Rushing

Year	Team	Att.	Yards	Avg.	Long	TD
2014	Jacksonville Jaguars	56	419	7.5	34	0
2015	Jacksonville Jaguars	52	310	6.0	28	2
2016	Jacksonville Jaguars	58	359	6.2	27	3
2017	Jacksonville Jaguars	57	322	5.6	28	2
2018	Jacksonville Jaguars	58	365	6.3	41	1
2019	Los Angeles Rams	0	0	0	0	0
Totals		**281**	**1,775**	**6.3**	**41**	**8**

POSTSEASON

Passing

Year	Team	G/S	Att.	Comp.	Pct.	Yards	Yds/Att.	TD	Int.	Long	Sack-Yards	Rating
2017	Jacksonville Jaguars	3/3	85	49	57.6	594	7.0	3	0	45	5-32	91.0
Totals		**3/3**	**85**	**49**	**57.6**	**594**	**7.0**	**3**	**0**	**45**	**5-32**	**91.0**

Rushing

Year	Team	Att.	Yards	Avg.	Long	TD
2017	Jacksonville Jaguars	17	121	7.1	20	0
Totals		**17**	**121**	**7.1**	**20**	**0**

BLAKE BORTLES GAME-BY-GAME

2019 Los Angeles Rams

Game	W/L	P/S	Att.	Comp.	Pct.	Yards	Yards/ Att.	TD	Int.	Long	Sack-Yards	Rtg.
at Car 9/8	W	0/0	Did Not Play									
NO 9/15	W	0/0	Did Not Play									
At Cle 9/22	W	0/0	Did Not Play									
TB 9/29	L	0/0	Did Not Play									
at Sea 10/3	L	0/0	Did Not Play									
SF 10/13	L	0/0	Did Not Play									
at Atl 10/20	W	1/0	0	0	0.0	0	0.0	0	0	0	0-0	0
Cin 10/27	W	0/0	Did Not Play									
at Pit 11/10												
Chi 11/17												
Bal 11/25												
at Ari 12/1												
Sea 12/8												
at Dal 12/15												
at SF TBD												
Ari 12/29												
Totals	**5-3**	**1/0**	0	0	0.0	0	0.0	0	0	0	0-0	0

2018 Jacksonville Jaguars

Game	W/L	P/S	Att.	Comp.	Pct.	Yards	Yards/ Att.	TD	Int.	Long	Sack-Yards	Rtg.
at NYG 9/9	W	1/1	33	18	54.5	176	5.3	1	1	31	1-8	67.2
NE 9/16	W	1/1	45	29	64.4	376	8.4	4	1	61t	0-0	111.0
Ten 9/23	L	1/1	34	21	61.8	155	4.6	0	0	19	3-10	72.5
NYJ 9/30	W	1/1	38	29	76.3	388	10.2	2	1	67t	2-11	114.8
at KC 10/7	L	1/1	61	33	54.1	430	7.0	1	4	38	5-29	54.7
at Dal 10/14	L	1/1	26	15	57.7	149	5.7	1	1	34t	3-10	70.8
Hou 10/21	L	1/1	12	6	50.0	61	5.1	0	0	24	0-0	64.9
Phi 10/28	L	1/1	41	24	58.5	286	7.0	1	0	37	4-21	88.1
at Ind 11/11	L	1/1	38	26	68.4	320	8.9	2	0	80t	0-0	111.7
Pit 11/18	L	1/1	18	10	55.6	104	5.8	0	0	26	6-40	72.5
at Buf 11/25	L	1/1	23	12	52.1	127	5.5	1	2	29	3-20	46.8
Ind 12/2	W	0/0	Did Not Play									
at Ten 12/6	L	0/0	Did Not Play									
Was 12/16	L	0/0	Did Not Play									
at Mia 12/23	W	1/0	6	5	83.3	39	6.5	0	0	19	1-6	93.8
at Hou 12/30	L	1/1	28	15	53.6	107	3.8	0	1	22	3-18	47.8
Totals	**5-11**	**13/12**	**403**	**243**	**60.3**	**2,718**	**6.7**	**13**	**11**	**80t**	**31-173**	**79.8**

BLAKE BORTLES GAME-BY-GAME

2017 Jacksonville Jaguars

Game	W/L	P/S	Att.	Comp.	Pct.	Yards	Yards/ Att.	TD	Int.	Long	Sack-Yards	Rtg.
at Hou 9/10	W	1/1	21	11	52.4	125	6.0	1	0	20	0-0	86.4
Ten 9/17	L	1/1	34	20	58.8	223	6.6	1	2	29	2-12	63.7
Bal 9/24	W	1/1	31	20	64.5	244	7.9	4	0	35	0-0	128.2
at NYJ 10/1	L	1/1	35	15	42.9	140	4.0	1	1	28	1-4	52.1
at Pit 10/8	W	1/1	14	8	57.1	95	6.8	0	1	31	2-13	48.0
LA 10/15	L	1/1	35	23	65.7	241	6.9	1	1	22t	5-21	83.2
at Ind 10/22	W	1/1	26	18	69.2	330	12.7	1	0	52	1-0	124.7
Cin 11/5	W	1/1	38	24	63.1	259	6.6	1	0	37	0-0	91.9
LAC 11/12	W	1/1	51	28	54.9	278	5.4	1	2	36	3-10	60.3
at Cle 11/19	W	1/1	30	17	56.7	154	5.1	1	0	28	2-9	81.8
at Ari 11/26	L	1/1	33	19	57.6	160	4.8	0	1	24	3-32	57.6
Ind 12/3	W	1/1	35	26	74.3	309	9.4	2	0	32	1-8	119.8
Sea 12/10	W	1/1	27	18	66.7	268	9.9	2	0	75t	0-0	123.7
vs. Hou 12/17	W	1/1	29	21	72.4	326	11.2	3	0	73	1-0	143.8
at SF 12/24	L	1/1	50	32	64.0	382	7.6	2	3	32	1-2	75.6
at Ten 12/31	L	1/1	34	15	44.1	158	4.6	0	2	23	2-12	33.7
Totals	**10-6**	**16/16**	**523**	**315**	**60.2**	**3,687**	**7.0**	**21**	**13**	**75t**	**24-123**	**84.7**

2017 Postseason

Game	W/L	P/S	Att.	Comp.	Pct.	Yards	Yards/ Att.	TD	Int.	Long	Sack-Yards	Rtg.
Buf 1/7/18 *	W	1/1	23	12	52.2	87	3.8	1	0	20	2-12	75.8
at Pit 1/14/18 ^	W	1/1	26	14	53.8	214	8.2	1	0	45	0-0	94.1
at NE 1/21/18 !	L	1/1	36	23	63.9	293	8.1	1	0	29	3-20	98.5
Totals	**2-1**	**3/3**	**85**	**49**	**57.6**	**594**	**7.0**	**3**	**0**	**45**	**5-32**	**91.0**

* Denotes AFC Wild Card Game, ^ Denotes AFC Divisional Round Game, ! Denotes AFC Championship

2016 Jacksonville Jaguars

Game	W/L	P/S	Att.	Comp.	Pct.	Yards	Yards/ Att.	TD	Int.	Long	Sack-Yards	Rtg.
GB 9/11	L	1/1	39	24	61.5	320	8.2	1	1	38	3-20	85.4
at S.D. 9/18	L	1/1	50	31	62.0	329	6.6	2	2	35	2-10	77.8
Bal 9/25	L	1/1	38	24	63.2	194	5.1	2	3	20	4-26	60.6
Ind 10/2	W	1/1	33	19	57.6	207	6.3	2	0	42t	3-12	96.4
at Chi 10/16	W	1/1	33	20	60.6	271	8.2	1	1	51t	2-8	84.3
Oak 10/23	L	1/1	43	23	53.5	246	5.7	1	2	39	1-7	58.9
at Ten 10/27	L	1/1	54	33	61.1	337	6.2	3	0	31	2-15	97.5
at K.C. 11/6	L	1/1	41	22	53.7	252	6.1	2	1	51	2-8	78.5
Hou 11/13	L	1/1	49	32	65.3	265	5.4	2	1	19	2-18	84.1
at Det 11/20	L	1/1	35	22	62.9	202	5.8	2	2	29	0-0	73.8
at Buf 11/27	L	1/1	26	13	50.0	126	4.9	2	0	24	2-8	89.6
Den 12/4	L	1/1	42	19	45.2	181	4.3	0	2	21	1-2	37.9
Min 12/11	L	1/1	37	23	62.2	257	6.9	1	0	39	4-27	91.8
at Hou 12/18	L	1/1	28	12	42.9	92	3.3	0	1	15	2-9	36.6
Ten 12/24	W	1/1	38	26	68.4	325	8.6	1	0	37	2-14	103.5
at Ind 1/1/17	L	1/1	39	25	64.1	301	7.7	1	0	42	2-13	96.2
Totals	**3-13**	**16/16**	**625**	**368**	**58.9**	**3,905**	**6.2**	**23**	**16**	**51t**	**34-197**	**78.8**

2015 Jacksonville Jaguars

Game	W/L	P/S	Att.	Comp.	Pct.	Yards	Yards/ Att.	TD	Int.	Long	Sack-Yards	Rtg.
Car 9/13	L	1/1	40	22	55.0	183	4.6	1	2	27	5-14	54.5
Mia 9/20	W	1/1	33	18	54.5	273	8.3	2	0	52	0-0	102.2
at NE 9/27	L	1/1	33	17	51.5	242	7.3	2	1	59t	2-6	83.1
at Ind 10/4	L	1/1	50	28	56.0	298	6.0	1	0	48	1-9	80.2
at TB 10/11	L	1/1	33	23	69.7	303	9.2	4	1	59	6-33	125.4
Hou 10/18	L	1/1	53	30	56.6	331	6.2	3	3	29t	3-20	70.6
Buf 10/25	W	1/1	29	13	44.8	182	6.3	2	1	31t	2-7	74.2
at NYJ 11/8	L	1/1	40	24	60.0	381	9.5	2	2	44	6-43	87.6
at Bal 11/15	W	1/1	45	22	48.9	188	4.2	2	1	21	3-20	65.8
Ten 11/19	W	1/1	30	21	70.0	242	8.1	1	1	38	4-24	91.2
S.D. 11/29	L	1/1	49	30	61.2	329	6.7	2	1	34	2-11	86.2
at Ten 12/6	L	1/1	36	24	66.7	322	8.9	5	0	67	2-20	134.5
Ind 12/13	W	1/1	30	16	53.3	250	8.3	3	0	80t	3-24	114.6
Atl 12/20	L	1/1	38	23	60.5	297	7.8	1	1	30	2-12	82.9
at NO 12/27	L	1/1	35	27	77.1	368	10.5	4	2	90t	2-21	124.5
at Hou 1/3/16	L	1/1	32	17	53.1	239	7.5	0	2	45	8-56	51.4
Totals	**5-11**	**16/16**	**606**	**355**	**58.6**	**4,428**	**7.3**	**35**	**18**	**90**	**51-320**	**88.2**

2014 Jacksonville Jaguars

Game	W/L	P/S	Att.	Comp.	Pct.	Yards	Yards/ Att.	TD	Int.	Long	Sack-Yards	Rtg.
at Phi 9/7	L	0/0	Did Not Play									
at Was 9/14	L	0/0	Did Not Play									
Ind 9/21	L	1/0	24	14	58.3	223	9.3	2	2	63t	1-6	82.5
at S.D. 9/28	L	1/1	37	29	78.4	254	6.9	1	2	44	3-19	81.8
Pit 10/5	L	1/1	36	22	61.1	191	5.3	0	2	20	1-4	52.0
at Ten 10/12	L	1/1	46	32	69.6	336	7.3	1	1	59	6-39	88.6
Cle 10/19	W	1/1	31	17	54.8	159	5.1	1	3	31t	2-8	40.3
Mia 10/26	L	1/1	34	18	52.9	221	6.5	1	2	48t	4-20	58.6
at Cin 11/2	L	1/1	33	22	66.8	247	7.5	2	1	40t	2-14	96.4
Dal 11/9	L	1/1	37	22	59.5	290	7.8	0	1	53	4-28	73.0
at Ind 11/23	L	1/1	27	15	55.6	146	5.4	0	1	37	4-32	55.5
NYG 11/30	W	1/1	35	21	60.0	194	5.5	1	0	30t	7-54	84.7
Hou 12/7	L	1/1	39	20	51.3	205	5.3	1	1	35	4-17	64.6
at Bal 12/14	L	1/1	37	21	56.8	210	5.7	0	1	30	8-63	61.8
Ten 12/18	W	1/1	26	13	50.0	115	4.4	1	0	34	4-13	75.0
at Hou 12/28	L	1/1	33	14	42.4	117	3.5	0	0	24	5-28	52.2
Totals	**3-13**	**14/13**	**475**	**280**	**58.9**	**2,908**	**6.1**	**11**	**17**	**63t**	**55-345**	**69.5**

90 MICHAEL BROCKERS

Defensive Line // LSU // Houston, Texas

Ht./Wt.: 6-5/305
NFL Exp.: 8th (8th Rams)
GP/GS, (Playoffs): 115/113, (4/4)
Birth Date: 12/21/1990
Acquired: D1-2012 (No. 14)

TRANSACTIONS: Selected by the Rams in the first round (14th overall) of the 2012 NFL Draft (4/26/12).

PRO: Eighth-year pro has played in 115 career regular season games with 113 starts...started all four playoff games in his career, including Super Bowl LIII...recorded 496 career tackles (271 solo), with 21.5 sacks...named to the Pro Football Writers of America/Pro Football Weekly All-Rookie team in 2012...voted a captain for the 2018 and 2019 seasons by his teammates.

2019 SEASON: Versatile defensive lineman in his eighth season as a starter for the Rams...**vs. Cincinnati (10/27):** Started at defensive end...recorded five tackles (four solo)...added 0.5 sack...**at Atlanta (10/20):** Started at defensive end...recorded three solo tackles...added one QB hit...**vs. San Francisco (10/13):** Started at defensive end...registered four tackles (one solo)...added one QB hit...**at Seattle (10/3):** Started at defensive end...posted six tackles (three solo)...**vs. Tampa Bay (9/29):** Started at defensive end...registered four tackles (one solo)... added his first pass defensed of the season...**at Cleveland (9/22):** Started at defensive end...tied for the second-most tackles on the team with six stops (four solo)...**vs. New Orleans (9/15):** Started at defensive end and played 52 defensive snaps (80 percent)...recorded three tackles (one solo)...posted his first sack of the 2019 season, the 21st of his career...**at Carolina (9/8):** Started at defensive end and played 49 defensive snaps (73 percent)...collected two solo tackles on the day.

2018 SEASON: Started all 16 games at defensive line...played in his 100th-career game in Week 9 and started his 100th-career game in Week 11...finished third among Rams defensive linemen with 54 tackles...recorded 1.0 sack and four quarterback hits... **at Oakland (9/10):** Started and recorded five tackles (four solo), tallied the Rams first sack of the 2018 season...**vs. Chargers (9/23):** Started and recorded two tackles (one solo)... **vs. Minnesota (9/27):** Started and recorded three tackles (one solo)...**at Seattle (10/7):** Started and recorded four tackles (one solo)...**at Denver (10/14):** Started at defensive end... led all defensive linemen with five tackles (four solo)...**at San Francisco (10/21):** Started at defensive end...finished with five tackles (four solo)...added two tackles for loss and one QB hit... **vs. Green Bay (10/28):** Started at defensive end...tallied two solo tackles, including one tackle for loss...**at New Orleans (11/4):** Started at defensive end, his 100th-career game played...led all defensive linemen with five tackles (four solo)...**vs. Seattle (11/11):** Started at defensive end...recorded three solo tackles... **vs. Kansas City (11/19):** Started his 100th game...posted two tackles (one solo)...**at Detroit (12/2):** Started at defensive end... posted one solo tackle...added one QB hit...**at Chicago (12/9):** Started at defensive end...recorded six tackles (four solo)...**vs. Philadelphia (12/16):** Started at defensive end and played 48 defensive snaps...recorded five tackles (two solo)... **vs. Arizona (12/23):** Started at defensive end...recorded one solo tackle...**vs. San Francisco (12/30):** Started at defensive end...recorded four assisted tackles and one quarterback hit...**Divisional Round vs. Dallas (1/12/19):** Started at defensive end...posted two assisted tackles...**Championship Round at New Orleans (1/20/19):** Started at defensive end...recorded four tackles (two solo)... added one pass defensed, a tipped ball on the first play from scrimmage in the overtime period...**Super Bowl LIII (2/3/19):** Started at defensive end...recorded seven tackles, including five solo stops.

2017 SEASON: Started 15-of-16 regular season games, finished fifth on the team with 65 tackles...recorded 4.5 sacks, the second-most in a season in his career...**vs. Indianapolis (9/10):** Led the team in tackles with six (three solo), including one tackle for loss...also notched one hit on the quarterback...**at Dallas (10/1):** Recorded five tackles (three solo), including one for loss...tallied 1.0 sack, two quarterback hits and two passes defensed...**at Jacksonville (10/16):** Collected five tackles (four solo), including one for loss...added 1.0 sack and one hit of the quarterback...**vs. Houston (11/12):** Registered four tackles (two solo), including one for loss...tallied 1.0 sack, a pass defensed and a hit on the quarterback...**at Arizona (12/3):** Made five tackles (three solo)... also blocked a field goal attempt...**vs. Philadelphia (12/10):** Started at defensive tackle...tallied three tackles (two solo), including one for a loss...notched 1.0 sack and one quarterback hit...**Wild Card vs. Atlanta (1/6/18):** Made first career postseason started at defensive tackle...registered one tackle and 0.5 sack.

2016 SEASON: Started all 14 games he played, finished third among Rams defensive linemen with 58 tackles...**at San Francisco (9/12):** Recorded seven total tackles (two solo)...**at New Orleans (11/27):** Led the defensive line with six tackles (four solo)...also added two quarterback hits.

2015 SEASON: Started 16 games at defensive tackle...tallied 74 tackles (44 solo), 3.0 sacks, 18 quarterback pressures and six quarterback hits on the season... **vs. Seattle (9/13):** Established a new career-high in tackles with 13, good for the team lead in tackles...**vs. Cleveland (10/25):** Recorded four tackles (three solo)...**vs. San Francisco (11/1):** Sacked 49ers QB Colin Kaepernick for a 3-yard loss, his second sack of the season... registered six tackles (four solo)...**vs. Detroit (12/13):** Sacked QB Matt Stafford for an eight-yard loss...marked his third sack of the season and 14.5 career...also credited with two assisted tackles, two quarterback pressures and one hit on the quarterback.

2014 SEASON: Started 16 games...finished the season with 73 tackles (31 solo), two sacks and 14 quarterback pressures... **at San Francisco (11/2):** Tallied five tackles (four solo) and 1.0 sack, his first of the season...**at San Diego (11/23):** Tallied five tackles (two solo) and 1.0 sack...**at Seattle (12/28):** Posted a season-high 10 tackles (three solo).

2013 SEASON: Started 16 games at defensive tackle...led all Rams defensive linemen with 75 tackles...finished with a career-high 5.5 sacks on the year...**vs. Jacksonville (10/6):** Sacked Jaguars QB Blaine Gabbert for a 4-yard loss...marked his first sack of the season...tallied four tackles (two solo)...also caused one fumble...**at Houston (10/13):** Recorded 2.0 sacks on Texans QB Matt Schaub...marked second-consecutive game with a sack, pushes his season total to 3.5 and career to 7.5...added seven solo tackles, including three for loss...**vs. Seattle (10/28):** Tallied six tackles (one solo)...part of a defensive line that helped limit the Seahawks to just 44 rushing yards...**vs. Chicago (11/24):** Recorded two tackles (one solo)...also forced one fumble and had two quarterback pressures...**at San Francisco (12/1):** Sacked 49ers QB Colin Kaepernick...added a second sack on Kaepernick to give him four career multiple sack games...added seven tackles

(two solo)...**vs. New Orleans (12/15):** Batted down a Saints K Garrett Hartley 36-yard field goal attempt...recorded six tackles (four solo) and one hit on the quarterback...**at Seattle (12/29):** Posted a season-high 10 tackles (eight solo), including two for loss.

2012 SEASON: Named to Pro Football Weekly's All-Rookie Team...led all Rams defensive linemen in tackles (63) despite missing three games...also had 4.0 sacks and 13 quarterback pressures during rookie season...**vs. Seattle (9/30):** Saw his first NFL action, starting at defensive tackle...recorded two assisted tackles...**vs. Green Bay (10/21):** Started at defensive tackle... sacked Packers' QB Aaron Rodgers for a loss of four yards, his first career sack...notched a season-high seven tackles (four solo)...**at San Francisco (11/11):** Started at defensive tackle...split a sack on 49ers QB Alex Smith with DE Robert Quinn for a two-yard loss...notched a solo sack on Smith to give him 1.5 on the day and 2.5 on the season...also made five tackles (three solo), one quarterback pressure and one hit on the quarterback...**vs. San Francisco (12/2):** Started at defensive tackle...notched a season-high among Rams defensive linemen in tackles with 11 (five solo), including one for loss...**at Buffalo (12/9):** Started at right defensive tackle...split a sack on Buffalo QB Ryan Fitzpatrick on the first drive of the game...tallied a solo sack for a loss of six yards to push his season total to 4.0...forced a RB Fred Jackson fumble, which was recovered by LB James Laurinaitis and returned four yards...marks the first forced fumble of his career...also made six tackles (five solo), including one for loss...added two quarterback pressures and two quarterback hits...**at Tampa Bay (12/23):** Started at defensive tackle...tallied five tackles (one solo)...tipped one pass that was intercepted by DE Eugene Sims.

COLLEGE: Earned *Associated Press* second-team All-Southeastern Conference honors...in two seasons at Louisiana State, Brockers appeared in 27 games, starting 15 contests at defensive tackle…credited with 79 tackles (34 solo), two sacks (16 yards), 11 tackles for loss (33 yards) and five quarterback pressures…caused two fumbles, blocked one kick, intercepted one pass and deflected three others.

PERSONAL: Attended Chavez High School in Houston, Texas, playing football for Lobos head coach Mike Jackson…a dominating defensive end that was considered among the top prospects in the state of Texas for the Class of 2009…was rated the 10th defensive end in the country and 23rd prospect in the state of Texas by Rivals.com…Scout.com regarded him as the nation's 16th defensive end, with both recruiting services giving him a four-star rating…added Super Prep All-American honors while leading the Lobos to the first round of the Texas Class 5A state playoffs in 2008, as he also earned First-Team All-Region and All-State honors as a senior…had previously established himself as one of the state's up-and-coming defenders after finishing his junior season with 59 tackles and 10.0 sacks in 2007…blocked one punt and one field goal...general studies major…one-of-five children of Tiffany Brockers…born Michael Seth Brockers in Houston, Texas...participated in numerous community events, including the Make-A-Wish Celebrity Server dinner, Motion for Kids Holiday Party Chair, Defensive Line Paintball Tournament to benefit St. Patrick Center and the All-Community Team Ticket program - Brockers' Show Stoppers...married to Faith, they have two kids: Makaela and Makhi.

MICHAEL BROCKERS NFL STATISTICS

REGULAR SEASON

		Tackles					Interceptions						Fumbles		
Year	Team	G/S	Total	Solo	Asst.	Sacks	Yards	Int.	Yards	Long	TD	PD	FF	FR	Yards
2012	St. Louis Rams	13/12	63	31	32	4.0	18.5	0	0	0	0	2	1	0	0
2013	St. Louis Rams	16/16	75	40	35	5.5	24.0	0	0	0	0	0	2	0	0
2014	St. Louis Rams	16/16	73	31	42	2.0	8.0	0	0	0	0	0	0	1	0
2015	St. Louis Rams	16/16	74	44	30	3.0	14.0	0	0	0	0	0	0	0	0
2016	Los Angeles Rams	14/14	58	33	25	0.0	0.0	0	0	0	0	3	1	0	0
2017	Los Angeles Rams	16/15	65	41	24	4.5	18.0	0	0	0	0	4	0	0	0
2018	Los Angeles Rams	16/16	54	33	21	1.0	3.0	0	0	0	0	0	0	0	0
2019	Los Angeles Rams	8/8	34	18	16	1.5	15.5	0	0	0	0	1	0	0	0
Totals		**115/113**	**496**	**271**	**225**	**21.5**	**101.0**	**0**	**0**	**0**	**0**	**10**	**4**	**1**	**0**

POSTSEASON

		Tackles					Interceptions						Fumbles		
Year	Team	G/S	Total	Solo	Asst.	Sacks	Yards	Int.	Yards	Long	TD	PD	FF	FR	Yards
2017	Los Angeles Rams	1/1	1	0	1	0.5	3.5	0	0	0	0	0	0	0	0
2018	Los Angeles Rams	3/3	13	7	6	0.0	0.0	0	0	0	0	1	0	0	0
Totals		**4/4**	**14**	**7**	**7**	**0.5**	**3.5**	**0**	**0**	**0**	**0**	**1**	**0**	**0**	**0**

Additional Career Statistics: Blocked a field goal attempt at AZ (12/3/17), blocked a field goal attempt vs. NO (12/15/13).

Regular Season Single Game Career Highs:
Total Tackles – 13, vs. Seattle (9/13/15)
Solo Tackles – 9, at Washington (9/20/15)
Sacks – 2.0, two times, last at San Francisco (12/1/13)

Postseason Single Game Career Highs:
Tackles – 7, vs. New England (2/3/19, Super Bowl LIII)
Sacks – 0.5, vs. Atlanta (1/6/18, NFC Wild Card)

MICHAEL BROCKERS GAME-BY-GAME

2019 Los Angeles Rams

Game	W/L	P/S	T	S	A	Sk	Yds	Int	Yds	Lg	TD	PD	FF	FR	Yds
at Car 9/8	W	1/1	2	2	0	0.0	0.0	0	0	0	0	0	0	0	0
NO 9/15	W	1/1	3	1	2	1.0	11.0	0	0	0	0	0	0	0	0
at Cle 9/22	W	1/1	6	3	3	0.0	0.0	0	0	0	0	0	0	0	0
TB 9/29	L	1/1	4	1	3	0.0	0.0	0	0	0	0	1	0	0	0
at Sea 10/3	L	1/1	6	3	3	0.0	0.0	0	0	0	0	0	0	0	0
SF 10/13	L	1/1	5	1	4	0.0	0.0	0	0	0	0	0	0	0	0
at Atl 10/20	W	1/1	3	3	3	0.0	0.0	0	0	0	0	0	0	0	0
Cin 10/27	W	1/1	5	4	1	0.5	4.5	0	0	0	0	0	0	0	0
at Pit 11/10															
Chi 11/17															
Bal 11/25															
at Ari 12/1															
Sea 12/8															
at Dal 12/15															
at SF TBD															
Ari 12/29															
Totals	**5-3**	**8/8**	**34**	**18**	**16**	**1.5**	**15.5**	**0**	**0**	**0**	**0**	**1**	**0**	**0**	**0**

2018 Los Angeles Rams

Game	W/L	P/S	T	S	A	Sk	Yds	Int	Yds	Lg	TD	PD	FF	FR	Yds
at Oak 9/10	W	1/1	5	4	1	1.0	3.0	0	0	0	0	0	0	0	0
Ari 9/16	W	1/1	2	0	2	0.0	0.0	0	0	0	0	0	0	0	0
LAC 9/23	W	1/1	1	1	0	0.0	0.0	0	0	0	0	0	0	0	0
Min 9/27	W	1/1	3	1	2	0.0	0.0	0	0	0	0	0	0	0	0
at Sea 10/7	W	1/1	4	1	3	0.0	0.0	0	0	0	0	0	0	0	0
at Den10/14	W	1/1	5	4	1	0.0	0.0	0	0	0	0	0	0	0	0
at SF 10/21	W	1/1	5	4	1	0.0	0.0	0	0	0	0	0	0	0	0
GB 10/28	W	1/1	2	2	0	0.0	0.0	0	0	0	0	0	0	0	0
at NO 11/4	L	1/1	5	4	1	0.0	0.0	0	0	0	0	0	0	0	0
Sea 11/11	W	1/1	3	3	0	0.0	0.0	0	0	0	0	0	0	0	0
KC 11/19	W	1/1	2	1	1	0.0	0.0	0	0	0	0	0	0	0	0
at Det 12/2	W	1/1	1	1	0	0.0	0.0	0	0	0	0	0	0	0	0
at Chi 12/9	L	1/1	6	4	2	0.0	0.0	0	0	0	0	0	0	0	0
Phi 12/16	L	1/1	5	2	3	0.0	0.0	0	0	0	0	0	0	0	0
at Ari 12/23	W	1/1	1	1	0	0.0	0.0	0	0	0	0	0	0	0	0
SF 12/30	W	1/1	4	0	4	0.0	0.0	0	0	0	0	0	0	0	0
Totals	**13-3**	**16/16**	**54**	**33**	**21**	**1.0**	**3.0**	**0**	**0**	**0**	**0**	**0**	**0**	**0**	**0**

2018 Postseason

Game	W/L	P/S	T	S	A	Sk	Yds	Int	Yds	Lg	TD	PD	FF	FR	Yds
Dal 1/12/19 *	W	1/1	2	0	2	0.0	0.0	0	0	0	0	0	0	0	0
at NO 1/20/19 ^	W	1/1	4	2	2	0.0	0.0	0	0	0	0	1	0	0	0
NE 2/3/19 !	L	1/1	7	5	2	0.0	0.0	0	0	0	0	0	0	0	0
Totals	**2-1**	**3/3**	**13**	**7**	**6**	**0.0**	**0.0**	**0**	**0**	**0**	**0**	**1**	**0**	**0**	**0**

* Denotes NFC Divisional Playoff Game, ^ Denotes NFC Championship, ! Denotes Super Bowl LIII

2017 Los Angeles Rams

Game	W/L	P/S	T	S	A	Sk	Yds	Int	Yds	Lg	TD	PD	FF	FR	Yds
Ind 9/10	W	1/1	6	3	3	0.0	0.0	0	0	0	0	0	0	0	0
Was 9/17	L	1/1	4	4	0	0.0	0.0	0	0	0	0	0	0	0	0
at SF 9/21	W	1/1	6	6	0	0.0	0.0	0	0	0	0	0	0	0	0
at Dal 10/1	W	1/1	5	3	2	1.0	1.0	0	0	0	0	2	0	0	0
Sea 10/8	L	1/1	4	2	2	0.0	0.0	0	0	0	0	0	0	0	0
at Jax 10/15	W	1/1	5	4	1	1.0	5.0	0	0	0	0	0	0	0	0
Ari 10/22	W	1/1	5	3	2	0.0	0.0	0	0	0	0	0	0	0	0
at NYG 11/5	W	1/1	5	4	1	0.0	0.0	0	0	0	0	0	0	0	0
Hou 11/12	W	1/1	4	2	2	1.0	3.0	0	0	0	0	1	0	0	0
at Min 11/19	L	1/1	4	2	2	0.0	0.0	0	0	0	0	0	0	0	0
NO 11/26	W	1/1	4	2	2	0.0	0.0	0	0	0	0	0	0	0	0
at Ari 12/3	W	1/1	5	3	2	0.0	0.0	0	0	0	0	0	0	0	0
Phi 12/10	L	1/1	3	2	1	1.0	7.0	0	0	0	0	0	0	0	0
at Sea 12/17	W	1/1	1	0	1	0.5	2.0	0	0	0	0	0	0	0	0
at Ten 12/24	W	1/1	4	1	3	0.0	0.0	0	0	0	0	1	0	0	0
SF 12/31	L	1/0	0	0	0	0.0	0.0	0	0	0	0	0	0	0	0
Totals	**11-5**	**16/15**	**65**	**41**	**24**	**4.5**	**18.0**	**0**	**0**	**0**	**0**	**4**	**0**	**0**	**0**

2017 Postseason

Game	W/L	P/S	T	S	A	Sk	Yds	Int	Yds	Lg	TD	PD	FF	FR	Yds
Atl 1/6/18*	L	1/1	1	0	1	0.5	3.5	0	0	0	0	0	0	0	0
Totals	**0-1**	**1/1**	**1**	**0**	**1**	**0.5**	**3.5**	**0**	**0**	**0**	**0**	**0**	**0**	**0**	**0**

* Denotes NFC Wild Card Playoff Game

2016 Los Angeles Rams

Game	W/L	P/S	T	S	A	Sk	Yds	Int	Yds	Lg	TD	PD	FF	FR	Yds
at SF 9/12	L	1/1	7	2	5	0.0	0.0	0	0	0	0	0	0	0	0
Sea 9/18	W	1/1	2	1	1	0.0	0.0	0	0	0	0	0	0	0	0
at TB 9/25	W	1/1	5	3	2	0.0	0.0	0	0	0	0	0	0	0	0
at Ari 10/2	W	1/1	5	3	2	0.0	0.0	0	0	0	0	0	0	0	0
Buf 10/9	L							Inactive							
at Det 10/16	L	1/1	3	2	1	0.0	0.0	0	0	0	0	1	0	0	0
NYG 10/23	L							Inactive							
Car 11/6	L	1/1	1	0	1	0.0	0.0	0	0	0	0	0	0	0	0
at NYJ 11/13	W	1/1	3	1	2	0.0	0.0	0	0	0	0	0	0	0	0
Mia 11/20	L	1/1	5	3	2	0.0	0.0	0	0	0	0	0	0	0	0
at NO 11/27	L	1/1	6	4	2	0.0	0.0	0	0	0	0	0	0	0	0
at NE 12/4	L	1/1	6	5	1	0.0	0.0	0	0	0	0	1	0	0	0
Atl 12/11	L	1/1	4	3	1	0.0	0.0	0	0	0	0	1	0	0	0
at Sea 12/15	L	1/1	3	1	2	0.0	0.0	0	0	0	0	0	0	0	0
SF 12/24	L	1/1	5	3	2	0.0	0.0	0	0	0	0	0	1	0	0
Ari 1/1/17	L	1/1	3	2	1	0.0	0.0	0	0	-	0	0	0	0	0
Totals	**4-12**	**14/14**	**58**	**33**	**25**	**0.0**	**0.0**	**0**	**0**	**0**	**0**	**3**	**1**	**0**	**0**

2015 St. Louis Rams

Game	W/L	P/S	T	S	A	Sk	Yds	Int	Yds	Lg	TD	PD	FF	FR	Yds
Sea 9/13	W	1/1	13	6	7	0.0	0.0	0	0	0	0	0	0	0	0
at Was 9/20	L	1/1	9	6	3	0.0	0.0	0	0	0	0	0	0	0	0
Pit 9/27	L	1/1	5	4	1	0.0	0.0	0	0	0	0	0	0	0	0
at Ari 10/4	W	1/1	2	0	2	0.0	0.0	0	0	0	0	0	0	0	0
at GB 10/11	L	1/1	5	3	2	1.0	3.0	0	0	0	0	0	0	0	0
Cle 10/25	W	1/1	4	3	1	0.0	0.0	0	0	0	0	0	0	0	0
SF 11/1	W	1/1	6	4	2	1.0	3.0	0	0	0	0	0	0	0	0
at Min 11/8	L	1/1	4	4	0	0.0	0.0	0	0	0	0	0	0	0	0
Chi 11/15	L	1/1	4	3	1	0.0	0.0	0	0	0	0	0	0	0	0
at Bal 11/22	L	1/1	7	4	3	0.0	0.0	0	0	0	0	0	0	0	0
at Cin 11/29	L	1/1	3	3	0	0.0	0.0	0	0	0	0	0	0	0	0
Ari 12/6	L	1/1	3	0	3	0.0	0.0	0	0	0	0	0	0	0	0
Det 12/13	W	1/1	2	0	2	1.0	8.0	0	0	0	0	0	0	0	0
TB 12/17	W	1/1	3	2	1	0.0	0.0	0	0	0	0	0	0	0	0
at Sea 12/27	W	1/1	3	1	2	0.0	0.0	0	0	0	0	0	0	0	0
at SF 1/3/16	L	1/1	1	1	0	0.0	0.0	0	0	0	0	0	0	0	0
Totals	**7-9**	**16/16**	**74**	**44**	**30**	**3.0**	**14.0**	**0**	**0**	**0**	**0**	**0**	**0**	**0**	**0**

2014 St. Louis Rams

Game	W/L	P/S	T	S	A	Sk	Yds	Int	Yds	Lg	TD	PD	FF	FR	Yds
Min 9/7	L	1/1	3	2	1	0.0	0.0	0	0	0	0	0	0	0	0
at TB 9/14	W	1/1	1	0	1	0.0	0.0	0	0	0	0	0	0	0	0
Dal 9/21	L	1/1	6	4	2	0.0	0.0	0	0	0	0	0	0	0	0
Phi 10/5	L	1/1	1	0	1	0.0	0.0	0	0	0	0	0	0	1	0
SF 10/13	L	1/1	4	3	1	0.0	0.0	0	0	0	0	0	0	0	0
Sea 10/19	W	1/1	4	0	4	0.0	0.0	0	0	0	0	0	0	0	0
at KC 10/26	L	1/1	3	2	1	0.0	0.0	0	0	0	0	0	0	0	0
at SF 11/2	W	1/1	5	4	1	1.0	4.0	0	0	0	0	0	0	0	0
at Ari 11/9	L	1/1	2	0	2	0.0	0.0	0	0	0	0	0	0	0	0
Den 11/16	W	1/1	2	1	1	0.0	0.0	0	0	0	0	0	0	0	0
at SD 11/23	L	1/1	5	2	3	1.0	4.0	0	0	0	0	0	0	0	0
Oak 11/30	W	1/1	8	6	2	0.0	0.0	0	0	0	0	0	0	0	0
at Was 12/7	W	1/1	2	0	2	0.0	0.0	0	0	0	0	0	0	0	0
Ari 12/11	L	1/1	8	2	6	0.0	0.0	0	0	0	0	0	0	0	0
NYG 12/21	L	1/1	9	2	7	0.0	0.0	0	0	0	0	0	0	0	0
at Sea 12/28	L	1/1	10	3	7	0.0	0.0	0	0	0	0	0	0	0	0
Totals	**6-10**	**16/16**	**73**	**31**	**42**	**2.0**	**8.0**	**0**	**0**	**0**	**0**	**0**	**0**	**1**	**0**

2013 St. Louis Rams

Game	W/L	P/S	T	S	A	Sk	Yds	Int	Yds	Lg	TD	PD	FF	FR	Yds
Ari 9/8	W	1/1	4	3	1	0.0	0.0	0	0	0	0	0	0	0	0
at Atl 9/15	L	1/1	1	1	0	0.0	0.0	0	0	0	0	0	0	0	0
at Dal 9/22	L	1/1	5	2	3	0.0	0.0	0	0	0	0	0	0	0	0
SF 9/26	L	1/1	3	2	1	0.5	4.0	0	0	0	0	0	0	0	0
Jax 10/6	W	1/1	4	2	2	1.0	3.0	0	0	0	0	0	1	0	0
at Hou 10/13	W	1/1	7	7	0	2.0	4.0	0	0	0	0	0	0	0	0
at Car 10/20	L	1/1	2	0	2	0.0	0.0	0	0	0	0	0	0	0	0
Sea 10/28	L	1/1	6	1	5	0.0	0.0	0	0	0	0	0	0	0	0
Ten 11/3	L	1/1	5	4	1	0.0	0.0	0	0	0	0	0	0	0	0
at Ind 11/10	W	1/1	4	1	3	0.0	0.0	0	0	0	0	0	0	0	0
Chi 11/24	W	1/1	2	1	1	0.0	0.0	0	0	0	0	0	1	0	0
at SF 12/1	L	1/1	7	2	5	2.0	13.0	0	0	0	0	0	0	0	0
at Ari 12/8	L	1/1	6	2	4	0.0	0.0	0	0	0	0	0	0	0	0
NO 12/15	W	1/1	6	4	2	0.0	0.0	0	0	0	0	0	0	0	0
TB 12/22	W	1/1	3	0	3	0.0	0.0	0	0	0	0	0	0	0	0
at Sea 12/29	L	1/0	10	8	2	0.0	0.0	0	0	0	0	0	0	0	0
Totals	**7-9**	**16/16**	**75**	**40**	**35**	**5.5**	**24.0**	**0**	**0**	**0**	**0**	**0**	**2**	**0**	**0**

2012 St. Louis Rams

Game	W/L	P/S	T	S	A	Sk	Yds	Int	Yds	Lg	TD	PD	FF	FR	Yds
at Det 9/9	L							Inactive							
Was 9/16	W							Inactive							
at Chi 9/23	L							Inactive							
Sea 9/30	W	1/1	2	0	2	0.0	0	0	0	0	0	0	0	0	0
Ari 10/4	W	1/1	2	2	0	0.0	0	0	0	0	0	0	0	0	0
at Mia 10/14	L	1/1	1	0	1	0.0	0	0	0	0	0	0	0	0	0
GB 10/21	L	1/1	7	4	3	1.0	4	0	0	0	0	0	0	0	0
NE 10/28	L	1/0	2	0	2	0.0	0	0	0	0	0	1	0	0	0
at SF 11/11	T	1/1	5	3	2	1.5	8	0	0	0	0	0	0	0	0
NYJ 11/18	L	1/1	6	4	2	0.0	0	0	0	0	0	0	0	0	0
at Ari 11/25	W	1/1	6	3	3	0.0	0	0	0	0	0	0	0	0	0
SF 12/2	W	1/1	11	5	6	0.0	0	0	0	0	0	0	0	0	0
at Buf 12/9	W	1/1	6	5	1	1.5	6.5	0	0	0	0	0	1	0	0
Min 12/16	L	1/1	7	2	5	0.0	0	0	0	0	0	0	0	0	0
at TB 12/23	W	1/1	5	1	4	0.0	0	0	0	0	0	1	0	0	0
at Sea 12/30	L	1/1	3	2	1	0.0	0	0	0	0	0	0	0	0	0
Totals	**7-8-1**	**13/12**	**63**	**31**	**32**	**4.0**	**18.5**	**0**	**0**	**0**	**0**	**2**	**1**	**0**	**0**

34 MALCOLM BROWN

Running Back // Texas // Cibolo, Texas

Ht./Wt.: 5-11/222
NFL Exp.: 4th (5th Rams)
GP/GS, (Playoffs): 46/2, (1/0)
Birth Date: 5/15/1993
Acquired: UDFA-2015

TRANSACTIONS: Signed to the Rams active roster (12/31/15)... added to the practice squad (9/6/15), after being released (9/5/15)...originally joined the team as an undrafted free agent (5/8/15)

PRO: Fourth-year pro has played in 46 regular season games and one playoff game...earned his first career start and set career-highs in every offensive category in 2017 while also playing a prominent role on special teams.

2019 SEASON: Re-signed with the Rams in the 2019 offseason as a primary backup for RB Todd Gurley II...**vs. Cincinnati (10/27):** Declared inactive...**at Atlanta (10/20):** Declared inactive...**vs. San Francisco (10/13):** Started at running back...rushed 11 times for 40 yards...**at Seattle (10/3):** Rushed one time three yards... played three offensive played (four percent) and 17 (55 percent) of the special teams plays...added one tackle on special teams... **vs. Tampa Bay (9/29):** Carried the ball five times for 14 yards... **at Cleveland (9/22):** Played 17 offensive snaps...recorded three rushing attempts for seven yards...**vs. New Orleans (9/15):** Played 25 offensive snaps (36 percent)...recorded 37 rushing yards on six attempts (6.2 yards/rush)...added one reception for 10 yards...**at Carolina (9/8):** Posted 53-yards rushing on 11 carries, the fourth-best single-game rushing total of his career... recorded his first mult-touchdown game of his career...played 21 offensive snaps (27 percent) and nine special teams plays (26 percent).

2018 SEASON: at Oakland (9/10): Saw action at running back and on special teams...rushed once for five yards...caught two passes for nine yards...**vs. Arizona (9/16):** Saw action at running back and on special teams...led the team with 46 rushing yards on 12 carries...caught one pass on a successful two-point conversion...**vs. Chargers (9/23):** Saw action at running back and special teams...carried the ball five times for 42 yards (8.4 yards/ rush)...**vs. Minnesota (9/27):** Played on offense and special teams, did not record any stats...**at Seattle (10/7):** Played 14 special teams snaps...**at Denver (10/14):** Posted five rushing attempts for 24 yards...averaged 4.8 yards per rush...played 15 special teams plays...**at San Francisco (10/21):** Played on offense and special teams...led the team with a career-high 65 yards rushing...averaged 5.0 yards per carry...**vs. Green Bay (10/28):** Played on offense and special teams...recorded one rush for seven yards...**at New Orleans (11/4):** Played six offensive snaps and 10 special teams snaps...caught one pass for 18 yards and a touchdown, marked his first-career receiving touchdown... **vs. Seattle (11/11):** Appeared on offense and special teams... recorded one reception for 10 yards...**vs. Kansas City (11/19):** Played 14 offensive snaps and 15 special teams snaps...rushed four times for 15 yards...**at Detroit (12/2):** Rushed twice for a total of eight yards...**at Chicago (12/9):** Declared inactive.

2017 SEASON: Played in 11 regular season games and made one start...finished the season setting career-highs in carries (63), rushing yards (246), receptions (nine) and receiving yards (53)... **vs. Indianapolis (9/10):** Saw action on offense and special teams...recorded his first career touchdown on a three-yard rush... **at Jacksonville (10/16):** Saw action at running back and on special teams...registered 17 yards on three carries...scooped up a Jaguars' blocked punt at their eight-yard line and ran it in for a touchdown...**vs. Arizona (10/22):** Saw action at running back... rushed for 48 yards on 11 carries...made a seven-yard reception... **at New York Giants (11/5):** Saw action at running back...rushed for a career-high 57 yards on a career-high 15 carries...**at Seattle (12/17):** Saw action at running back...rushed for 45 yards on 10 carries (4.5 avg.)...**vs. San Francisco (12/31):** Made first-career start at running back...had 14 carries for 54 yards...recorded a career-long 20-yard rush...**Wild Card vs. Atlanta (1/6/18):** Saw action at running back and on special teams...recorded 14 rushing yards on two carries.

2016 SEASON: Played in all 16 games, rushed 18 times for 39 yards...finished with three special teams tackles...**at San Francisco (9/12):** Recorded one rush for five yards and one reception for eight yards...**vs. Buffalo (10/9):** Saw action on offense and special teams...helped the Rams get into opponent territory with a career-long 26-yard reception in the fourth quarter...**vs. Atlanta (12/11):** Rushed four times for 14 yards, with a 10 yard long...**at Seattle (12/15):** Hauled in one pass for 12 yards while also rushing one time.

2015 SEASON: Played in one game for the Rams.

COLLEGE: Played at Texas for four seasons, appearing in 44 games (25 starts). In his four-year career with the Longhorns, Brown tallied 2,678 rushing yards on 630 carries (4.3 yards/rush) with 24 touchdowns. Also recorded 51 receptions resulting in 382 yards (7.5 yards/reception) and three touchdowns. As a true freshman in 2011, rushed for 742 yards and five touchdowns, earning the Big 12's Newcomer of the Year award. As a junior in 2013, Brown's 904 rushing yards and 1,099 all-purpose yards led the Longhorns. Started all 13 games at running back as a senior in 2014, was a second-team All-Big 12 selection.

PERSONAL: Born in Biloxi, Miss., on May 15, 1993...Brown's father, Tommy, played collegiately at Northwest Mississippi JUCO from 1982-84...graduated from Texas with a degree in physical culture and sports in December 2014.

MALCOLM BROWN NFL STATISTICS

REGULAR SEASON

			Receiving					Rushing				
Year	Team	G/S	No.	Yards	Avg.	Long	TD	Att.	Yards	Avg.	Long	TD
2015	St. Louis Rams	1/0	1	-2	-2.0	-2	0	4	17	4.3	13	0
2016	Los Angeles Rams	16/0	3	46	15.3	26	0	18	39	2.2	10	0
2017	Los Angeles Rams	11/1	9	53	5.9	16	0	63	246	3.9	20	1
2018	Los Angeles Rams	12/0	5	52	10.4	18t	1	43	212	4.9	19	0
2019	Los Angeles Rams	6/1	1	10	10.0	10	0	37	154	4.2	17	2
Totals		**46/2**	**19**	**159**	**8.4**	**26**	**1**	**165**	**668**	**4.0**	**20**	**3**

POSTSEASON

			Receiving					Rushing				
Year	Team	G/S	No.	Yards	Avg.	Long	TD	Att.	Yards	Avg.	Long	TD
2017	Los Angeles Rams	1/0	0	0	0.0	0	0	2	14	7.0	11	0
Totals		**1/0**	**0**	**0**	**0.0**	**0**	**0**	**2**	**14**	**7.0**	**11**	**0**

Additional Career Statistics: Returned a blocked punt 8 yards for a touchdown at Jacksonville (10/15/17). Special teams tackles: 2019 (1), 2016 (3).

Regular Season Single Game Career Highs:
Rushes – 15, at New York Giants (11/5/17)
Rush yards – 65, at San Francisco (10/21/18)

Postseason Single Game Career Highs:
Rushes – 2, vs. Atlanta (1/6/18, NFC Wild Card)
Rush yards – 14, vs. Atlanta (1/6/18, NFC Wild Card)

MALCOLM BROWN GAME-BY-GAME

2019 Los Angeles Rams

			Receiving					Rushing				
Game	W/L	P/S	No.	Yards	Avg.	Long	TD	Att.	Yards	Avg.	Long	TD
at Car 9/8	W	1/0	0	0	0.0	0	0	11	53	4.8	17	2
NO 9/15	W	1/0	1	10	10.0	10	0	6	37	6.2	13	0
at Cle 9/22	W	1/0	0	0	0.0	0	0	3	7	2.3	4	0
TB 9/29	L	1/0	0	0	0.0	0	0	5	14	2.8	6	0
at Sea 10/3	L	1/0	0	0	0.0	0	0	1	3	3.0	3	0
SF 10/13	L	1/1	0	0	0.0	0	0	11	40	3.6	10	0
at Atl 10/20	W					Inactive						
Cin 10/27	W					Inactive						
at Pit 11/10												
Chi 11/17												
Bal 11/25												
at Ari 12/1												
Sea 12/8												
at Dal 12/15												
SF TBD												
Ari 12/29												
Totals	**5-3**	**6/1**	**1**	**10**	**10.0**	**10**	**0**	**37**	**154**	**4.2**	**17**	**2**

2017 Los Angeles Rams

			Receiving					Rushing				
Game	W/L	P/S	No.	Yards	Avg.	Long	TD	Att.	Yards	Avg.	Long	TD
Ind 9/10	W	1/0	0	0	0.0	0	0	7	16	2.3	5	1
Was 9/17	L	1/0	1	-4	-4.0	-4	0	0	0	0.0	0	0
at SF 9/21	W					Inactive						
at Dal 10/1	W	1/0	1	14	14.0	14	0	1	0	0.0	0	0
Sea 10/8	L	1/0	2	29	14.5	16	0	0	0	0.0	0	0
at Jax 10/15	W	1/0	0	0	0.0	0	0	3	17	5.7	8	0
Ari 10/22	W	1/0	1	7	7.0	7	0	11	48	4.4	11	0
at NYG 11/5	W	1/0	0	0	0.0	0	0	15	57	3.8	16	0
Hou 11/12	W					Inactive						
at Min 11/19	L					Inactive						
NO 11/26	W					Inactive						
at Ari 12/3	W					Inactive						
Phi 12/10	L	1/0	0	0	0.0	0	0	1	5	5.0	5	0
at Sea 12/17	W	1/0	0	0	0.0	0	0	10	45	4.5	14	0
at Ten 12/24	W	1/0	0	0	0.0	0	0	1	4	4.0	4	0
SF 12/3	L	1/1	4	7	1.8	5	0	14	54	3.9	20	0
Totals	**11-5**	**11/1**	**9**	**53**	**5.9**	**16**	**0**	**63**	**246**	**3.9**	**20**	**1**

2017 Postseason

ATL 1/6/18	L	1/0	0	0	0.0	0	0	2	14	7.0	11	0
Totals	**0-1**	**1/0**	**0**	**0**	**0.0**	**0**	**0**	**2**	**14**	**7.0**	**11**	**0**

2018 Los Angeles Rams

			Receiving					Rushing				
Game	W/L	P/S	No.	Yards	Avg.	Long	TD	Att.	Yards	Avg.	Long	TD
at Oak 9/10	W	1/0	2	18	9.0	9	0	1	5	5.0	5	0
Ari 9/16	W	1/0	0	0	0.0	0	0	12	46	3.8	19	0
LAC 9/23	W	1/0	0	0	0.0	0	0	5	42	8.4	14	0
Min 9/27	W	1/0	0	0	0.0	0	0	0	0	0.0	0	0
at Sea 10/7	W	1/0	0	0	0.0	0	0	0	0	0.0	0	0
at Den 10/14	W	1/0	0	0	0.0	0	0	5	24	4.8	9	0
at SF 10/21	W	1/0	1	6	6.0	0	0	13	65	5.0	10	0
GB 10/28	W	1/0	0	0	0.0	0	0	1	7	7.0	7	0
at NO 11/4	L	1/0	1	18	18.0	18t	1	0	0	0.0	0	0
Sea 11/11	W	1/0	1	10	10.0	10	0	0	0	0.0	0	0
KC 11/19	W	1/0	0	0	0.0	0	0	4	15	3.8	8	0
at Det 12/2	W	1/0	0	0	0.0	0	0	2	8	4.0	7	0
at Chi 12/9	L					Inactive						
Phi 12/16												
at Ari 12/23												
SF 12/30												
Totals	**11-2**	**12/0**	**5**	**52**	**10.4**	**18t**	**1**	**43**	**212**	**4.9**	**19**	**0**

2016 Los Angeles Rams

			Receiving					Rushing				
Game	W/L	P/S	No.	Yards	Avg.	Long	TD	Att.	Yards	Avg.	Long	TD
at SF 9/12	L	1/0	1	8	8.0	8	0	1	5	5.0	5	0
Sea 9/18	W	1/0	0	0	0.0	0	0	0	0	0.0	0	0
at TB 9/25	W	1/0	0	0	0.0	0	0	0	0	0.0	0	0
at Ari 10/2	W	1/0	0	0	0.0	0	0	0	0	0.0	0	0
Buf 10/9	L	1/0	1	26	26.0	26	0	2	2	1.0	2	0
at Det 10/16	L	1/0	0	0	0.0	0	0	0	0	0.0	0	0
NYG 10/23	L	1/0	0	0	0.0	0	0	0	0	0.0	0	0
Car 11/6	L	1/0	0	0	0.0	0	0	1	0	0.0	0	0
at NYJ 11/13	W	1/0	0	0	0.0	0	0	0	0	0.0	0	0
Mia 11/20	L	1/0	0	0	0.0	0	0	0	0	0.0	0	0
at NO 11/27	L	1/0	0	0	0.0	0	0	3	9	3.0	4	0
at NE 12/4	L	1/0	0	0	0.0	0	0	0	0	0.0	0	0
Atl 12/11	L	1/0	0	0	0.0	0	0	4	14	3.5	10	0
at Sea 12/15	L	1/0	1	12	12.0	12	0	1	-4	-4.0	-4	0
SF 12/24	L	1/0	0	0	0.0	0	0	1	2	2.0	2	0
Ari 1/1/17	L	1/0	0	0	0.0	0	0	5	11	2.2	4	0
Totals	**4-12**	**16/0**	**3**	**46**	**15.3**	**26**	**0**	**18**	**39**	**2.2**	**10**	**0**

41 MARQUI CHRISTIAN

Safety // Midwestern St. // Spring, Texas

Ht./Wt.: 5-11/207
NFL Exp.: 4th (4th Rams)
GP/GS, (Playoffs): 47/1, (3/0)
Birth Date: 10/27/1994
Acquired: W(AZ)-2016

TRANSACTIONS: Acquired via waivers by the Rams (9/28/16)... released by the Cardinals (9/27/16)...originally entered the NFL as Arizona's fifth-round draft choice (167th overall) in the 2016 NFL Draft (5/6/16).

PRO: Fourth-year pro, acquired by the Rams via waivers from Arizona...appeared in 47 regular season games with one start and played three postseason contests for the Rams...tallied 57 career tackles on defense and 13 career special teams tackles.

2019 SEASON: Enters his fourth season with the Rams serving as a reserve safety and major special teams contributor...earned his first start in a Week 8 win against the Bengals in London... **vs. Cincinnati (10/27):** Started at safety as the Rams opened with a three-safety set...recorded five solo takles...**at Atlanta (10/20):** Played 44 defensive snaps (80 percent) and 24 special teams plays (71 percent)...recorded tackles in defensive action (three solo), including one tackle for loss...**vs. San Francisco (10/13):** Played three defensive snaps (four percent) and 13 special teams snaps (50 percent)...posted one special teams tackle...**at Seattle (10/3):** Finished with three tackles (two solo) on defense...played 18 defensive snaps (24 percent) and 25 special teams plays (81 percent)...**vs. Tampa Bay (9/29):** Saw action on defense and special teams...recorded one assisted tackle in defensive action...added one assisted tackle in special teams play...**at Cleveland (9/22):** Played 19 special teams plays (79 percent)...did not record any stats...**vs. New Orleans (9/15):** Played 22 special teams snaps (81 percent)...did not record any statistics...**at Carolina (9/8):** Finished fifth on the team with four tackles (two solo) on defense...recorded one special teams assisted tackle...played 41 defensive snaps (61 percent) and 18 special teams plays (51 percent).

2018 SEASON: Played in all 16 games...finished with 33 total tackles (26 solo), one pass defensed and one quarterback hit... **vs. Arizona (9/16):** Saw action on defense and special teams... recorded five tackles (four solo) on defense...**vs. Chargers (9/23):** Saw action on defense and special teams...recorded three solo tackles on defense...**vs. Minnesota (9/27):** Played on defense and special teams...recorded six tackles (five solo) on defense...added first-career pass defensed...**at Seattle (10/7):** Played on defense and special teams, recorded one assisted tackle...scooped up a deflected punt and returned it 11 yards...**at Denver (10/14):** Played 21 special teams snaps and posted one special teams tackle...played 26 defensive snaps and recorded two tackles (one solo)...**vs. Kansas City (11/19):** Played 34 special teams snaps and 18 defensive snaps...recorded one solo tackle on defense and one solo special teams stop...**at Detroit (12/2):** Contributed on defense and special teams...totaled three tackles (two solo) on defense...**vs. Philadelphia (12/16):** Played 10 snaps on defense in addition to 26 special teams plays... recorded one solo tackle on defense...**vs. San Francisco (12/30):** Played 38 defensive snaps and 15 special teams plays...recorded four defensive tackles (two solo)...**Divisional Round vs. Dallas (1/12/19):** Made his playoff debut...played two defensive snaps and 19 special teams snaps...**Championship Round at New Orleans (1/20/19):** Played 28 special teams snaps, tied for the most on the team...**Super Bowl LIII (2/3/19):** Played one defensive snap and 22 special teams plays.

2017 SEASON: Appeared in 12 games before being placed on injured/reserve (12/27/17)...finished the regular season with six tackles on defense and four tackles on special teams...**vs. Arizona (10/22):** Saw action on defense and on special teams... collected one tackle...**at Seattle (12/17):** Saw action on defense and on special teams...had one solo tackle...added two tackles on special teams...**at Tennessee (12/24):** Saw action on defense and on special teams...registered one tackle on defense.

2016 SEASON: Played in 11 games in his rookie season before being placed on injured/reserve on December 19...finished the season with three special teams tackles...**at Arizona (10/2):** Made his NFL debut playing on defense and special teams...**vs. Buffalo (10/9):** Appeared on defense and special teams...recorded two special teams tackles...**at New York Jets (11/13):** Served as a key contributor on special teams, registered one special teams tackle.

COLLEGE: Finished his career at Midwestern State as the Mustangs' all-time leading tackler...a three-time First-Team All-Lone Star Conference selection...played in 41 games (30 starts)... recorded 295 tackles, three interceptions, four fumble recoveries, with one returned for touchdown, and three forced fumbles... as a special teams performer, returned a botched punt for a touchdown...in addition to being named a First-Team All-American, was the recipient of the Cliff Harris Award, an honor given to the nation's top small college defensive player as a senior.

PERSONAL: Name pronounced "MAR-key"...attended Spring High School in Spring, Texas...registered 90 tackles, two touchdowns and two fumble recoveries, making him a first-team All-District 13-5A selection as a senior in 2011.

MARQUI CHRISTIAN NFL STATISTICS

REGULAR SEASON

		Tackles				Interceptions							Fumbles		
Year	Team	G/S	Total	Solo	Asst.	Sacks	Yards	Int.	Yards	Long	TD	PD	FF	FR	Yards
2016	Los Angeles Rams	11/0	0	0	0	0.0	0.0	0	0	0	0	0	0	0	0
2017	Los Angeles Rams	12/0	6	3	3	0.0	0.0	0	0	0	0	0	0	0	0
2018	Los Angeles Rams	16/0	33	26	7	0.0	0.0	0	0	0	0	1	0	0	0
2019	Los Angeles Rams	8/1	18	13	5	0.0	0.0	0	0	0	0	1	0	0	0
Totals		**47/1**	**57**	**42**	**15**	**0.0**	**0.0**	**0**	**0**	**0**	**0**	**2**	**0**	**0**	**0**

POSTSEASON

		Tackles				Interceptions							Fumbles		
Year	Team	G/S	Total	Solo	Asst.	Sacks	Yards	Int.	Yards	Long	TD	PD	FF	FR	Yards
2018	Los Angeles Rams	3/0	0	0	0	0.0	0.0	0	0	0	0	0	0	0	0
Totals		**3/0**	**0**	**0**	**0**	**0.0**	**0.0**	**0**	**0**	**0**	**0**	**0**	**0**	**0**	**0**

Additional Career Statistics: Special Teams Tackles: 2019 (3), 2018 (3), 2017 (4), 2016 (3).

MARQUI CHRISTIAN GAME-BY-GAME

2019 Los Angeles Rams

Game	W/L	P/S	T	S	A	Sk	Yds	Int	Yds	Lg	TD	PD	FF	FR	Yds
at Car 9/8	W	1/0	4	2	2	0.0	0.0	0	0	0	0	0	0	0	0
NO 9/15	W	1/0	0	0	0	0.0	0.0	0	0	0	0	0	0	0	0
at Cle 9/22	W	1/0	0	0	0	0.0	0.0	0	0	0	0	0	0	0	0
TB 9/29	L	1/0	1	1	0	0.0	0.0	0	0	0	0	0	0	0	0
at Sea 10/3	L	1/0	3	2	1	0.0	0.0	0	0	0	0	0	0	0	0
SF 10/13	L	1/0	0	0	0	0.0	0.0	0	0	0	0	0	0	0	0
at Atl 10/20	W	1/0	5	3	2	0.0	0.0	0	0	0	0	0	0	0	0
Cin 10/27	W	1/1	5	5	0	0.0	0.0	0	0	0	0	1	0	0	0
at Pit 11/10															
Chi 11/17															
Bal 11/25															
at Ari 12/1															
Sea 12/8															
at Dal 12/15															
at SF TBD															
Ari 12/29															
Totals	**5-3**	**8/1**	**18**	**13**	**5**	**0.0**	**0.0**	**0**	**0**	**0**	**0**	**1**	**0**	**0**	**0**

2018 Los Angeles Rams

Game	W/L	P/S	T	S	A	Sk	Yds	Int	Yds	Lg	TD	PD	FF	FR	Yds
at Oak 9/10	W	1/0	3	3	0	0.0	0.0	0	0	0	0	0	0	0	0
Ari 9/16	W	1/0	5	4	1	0.0	0.0	0	0	0	0	0	0	0	0
LAC 9/23	W	1/0	3	3	0	0.0	0.0	0	0	0	0	0	0	0	0
Min 9/27	W	1/0	6	5	1	0.0	0.0	0	0	0	0	1	0	0	0
at Sea 10/7	W	1/0	1	0	1	0.0	0.0	0	0	0	0	0	0	0	0
at Den10/14	W	1/0	2	1	1	0.0	0.0	0	0	0	0	0	0	0	0
at SF 10/21	W	1/0	1	1	0	0.0	0.0	0	0	0	0	0	0	0	0
GB 10/28	W	1/0	0	0	0	0.0	0.0	0	0	0	0	0	0	0	0
at NO 11/4	L	1/0	1	1	0	0.0	0.0	0	0	0	0	0	0	0	0
Sea 11/11	W	1/0	1	1	0	0.0	0.0	0	0	0	0	0	0	0	0
KC 11/19	W	1/0	1	1	0	0.0	0.0	0	0	0	0	0	0	0	0
at Det 12/2	W	1/0	3	2	1	0.0	0.0	0	0	0	0	0	0	0	0
at Chi 12/9	L	1/0	1	1	0	0.0	0.0	0	0	0	0	0	0	0	0
Phi 12/16	L	1/0	1	1	0	0.0	0.0	0	0	0	0	0	0	0	0
at Ari 12/23	W	1/0	0	0	0	0.0	0.0	0	0	0	0	0	0	0	0
SF 12/30	W	1/0	2	2	2	0.0	0.0	0	0	0	0	0	0	0	0
Totals	**13-3**	**16/0**	**33**	**26**	**7**	**0.0**	**0.0**	**0**	**0**	**0**	**0**	**1**	**0**	**0**	**0**

2018 Postseason

Dal 1/12/19 *	W	1/0	0	0	0	0.0	0.0	0	0	0	0	0	0	0	0
at NO 1/20/19 ^	W	1/0	0	0	0	0.0	0.0	0	0	0	0	0	0	0	0
NE 2/3/19 !	L	1/0	0	0	0	0.0	0.0	0	0	0	0	0	0	0	0
Totals	**2-1**	**3/0**	**0**	**0**	**0**	**0.0**	**0.0**	**0**	**0**	**0**	**0**	**0**	**0**	**0**	**0**

* Denotes NFC Divisional Playoff Game, ^ Denotes NFC Championship, ! Denotes Super Bowl LIII

2017 Los Angeles Rams

Game	W/L	P/S	T	S	A	Sk	Yds	Int	Yds	Lg	TD	PD	FF	FR	Yds
Ind 9/10	W						Inactive								
Was 9/17	L						Inactive								
at SF 9/21	W						Inactive								
at Dal 10/1	W	1/0	0	0	0	0.0	0.0	0	0	0	0	0	0	0	0
Sea 10/8	L	1/0	1	1	0	0.0	0.0	0	0	0	0	0	0	0	0
at Jax 10/15	W	1/0	0	0	0	0.0	0.0	0	0	0	0	0	0	0	0
Ari 10/22	W	1/0	1	0	1	0.0	0.0	0	0	0	0	0	0	0	0
at NYG 11/5	W	1/0	2	1	1	0.0	0.0	0	0	0	0	0	0	0	0
Hou 11/12	W	1/0	0	0	0	0.0	0.0	0	0	0	0	0	0	0	0
at Min 11/19	L	1/0	0	0	0	0.0	0.0	0	0	0	0	0	0	0	0
NO 11/26	W	1/0	0	0	0	0.0	0.0	0	0	0	0	0	0	0	0
at Ari 12/3	W	1/0	0	0	0	0.0	0.0	0	0	0	0	0	0	0	0
Phi 12/10	W	1/0	0	0	0	0.0	0.0	0	0	0	0	0	0	0	0
at Sea 12/17	W	1/0	1	1	0	0.0	0.0	0	0	0	0	0	0	0	0
at Ten 12/24	W	1/0	1	0	1	0.0	0.0	0	0	0	0	0	0	0	0
SF 12/31	L						Injured Reserve								
Totals	**11-5**	**12/0**	**6**	**3**	**3**	**0.0**	**0.0**	**0**	**0**	**0**	**0**	**0**	**0**	**0**	**0**

2016 Los Angeles Rams

Game	W/L	P/S	T	S	A	Sk	Yds	Int	Yds	Lg	TD	PD	FF	FR	Yds
at SF 9/12	L						Not on Team								
Sea 9/18	W						Not on Team								
at TB 9/25	W						Not on Team								
at Ari 10/2	W	1/0	0	0	0	0.0	0.0	0	0	0	0	0	0	0	0
Buf 10/9	L	1/0	0	0	0	0.0	0.0	0	0	0	0	0	0	0	0
at Det 10/16	L	1/0	0	0	0	0.0	0.0	0	0	0	0	0	0	0	0
NYG 10/23	L	1/0	0	0	0	0.0	0.0	0	0	0	0	0	0	0	0
Car 11/6	L	1/0	0	0	0	0.0	0.0	0	0	0	0	0	0	0	0
at NYJ 11/13	W	1/0	0	0	0	0.0	0.0	0	0	0	0	0	0	0	0
Mia 11/20	L	1/0	0	0	0	0.0	0.0	0	0	0	0	0	0	0	0
at NO 11/27	L	0/0	0	0	0	0.0	0.0	0	0	0	0	0	0	0	0
at NE 12/4	L	1/0	0	0	0	0.0	0.0	0	0	0	0	0	0	0	0
Atl 12/11	L	1/0	0	0	0	0.0	0.0	0	0	0	0	0	0	0	0
at Sea 12/15	L	1/0	0	0	0	0.0	0.0	0	0	0	0	0	0	0	0
SF 12/24	L	0/0					Injured Reserve								
Ari 1/1/17	L	0/0					Injured Reserve								
Totals	**4-12**	**11/0**	**0**	**0**	**0**	**0.0**	**0**	**0**	**0**	**0**	**0**	**0**	**0**	**0**	**0**

12 BRANDIN COOKS

Wide Receiver // Oregon St. // Stockton, Calif.

Ht./Wt.: 5-10/183
NFL Exp.: 6th (2nd Rams)
GP/GS, (Playoffs): 82/70, (6/6)
Birth Date: 9/25/1993
Acquired: T(NE)-2018

TRANSACTIONS: Traded to the Rams (4/5/18)...Patriots exercised fifth-year option (4/29/17)...traded to New England (3/10/17)...selected by New Orleans as a first-round draft choice (20th overall) (5/18/14).

PRO: Sixth-year pro has played in 82 regular season games with 70 starts...totaled 387 receptions for 5,549 yards and 33 receiving touchdowns...one of only four players to record at least three seasons of 1,000-plus receiving yards and seven touchdowns before his 25th birthday, (Randy Moss, John Jefferson and Odell Beckham Jr.)...joins only WR Antonio Brown as only wide receivers with at least 1,000 receiving yards and seven touchdowns in each season from 2015-17...became the first player in NFL history to record three consecutive 1,000-plus yard seasons on three different teams...started back-to-back Super Bowls.

2019 SEASON: Returns for his second season as a starting wide receiver with the Rams...**vs. Cincinnati (10/27):** Started at wide receiver...did not record any stats...**at Atlanta (10/20):** Started at wide receiver...caught four passes for 59 yards (14.8 yards/reception)...**vs. San Francisco (10/13):** Started at wide receiver...caught three passes for 18 yards...**at Seattle (10/3):** Started at wide receiver...caught one pass for 29 yards...rushed the ball once for a 27-yard gain...left the game early due to injury...**vs. Tampa Bay (9/29):** Started at wide receiver...caught six passes for 71 yards...**at Cleveland (9/22):** Started at wide receiver...posted eight receptions for a team-high 112 yards...marked his 15th-career 100-plus yard receiving game...**vs. New Orleans (9/15):** Started at wide receiver...caught a season-long 57-yard reception on L.A.'s opening drive...finished with 74 yards receiving on three receptions (24.7 yards/reception)...scored his first touchdown on the season, a two-yard reception...**at Carolina (9/8):** Started at wide receiver and caught two passes for 39 yards...averaged 19.5 yards per reception with a 24-yard long.

2018 SEASON: Started all 16 games in his first season with the Rams...finished with a career-best 1,204 receiving yards and had his fourth-consecutive season with 1,000-plus receiving yards...tallied five receiving touchdowns...rushed the ball 10 times for 68 yards and one touchdown...**at Oakland (9/10):** Caught five passes for 87 yards...rushed the ball once for a six-yard gain...drew two pass interference calls resulting in 87 penalty yards...**vs. Arizona (9/16):** Led the team in receptions (seven) and yards (159)...the 159 yards receiving was the third-highest output of his career...**vs. Chargers (9/23):** Started and recorded seven receptions for 90 yards...averaged 12.9 yards per reception...**vs. Minnesota (9/27):** Started and recorded 116 yards on seven receptions, his 11th-career 100-plus yard receiving outing...posted first touchdown as a Ram...was one-of-three Rams wide receivers to record over 100 yards receiving, marking the first time three wide receivers have gone over 100 yards receiving, fourth time in franchise history three different pass catchers have posted over 100 yards receiving in a game...**at Seattle (10/7):** Started but did not record any stats before exiting the game with an injury in the second quarter...**at Denver (10/14):** Started at wide receiver...tallied two receptions for 53 yards (26.5 yards/reception)...**at San Francisco (10/21):** Started at wide receiver...caught four passes for 64 yards (16.0 yards/reception)...scored his second touchdown as a Ram, his 29th-career touchdown...rushed the ball once for a seven-yard gain...**vs. Green Bay (10/28):** Started at wide receiver...recorded three receptions for 74 yards...added two rushes resulting in nine yards...**at New Orleans (11/4):** Started at wide receiver...recorded a team-best 114 yards receiving on six receptions...marked his third 100-plus receiving yard game as a Ram...**vs. Seattle (11/11):** Started at wide receiver...recorded 10 receptions for 100 yards...added one rushing attempt, a nine-yard touchdown scamper...**vs. Kansas City (11/19):** Started at wide receiver...recorded eight receptions for 107 yards...his third-straight 100 yard-plus outing...**at Detroit (12/2):** Started and recorded four receptions for 62 yards...averaged 15.5 yards per reception...eclipsed the 1,000-yard receiving mark for the fourth-straight season...played one snap on special teams...**at Chicago (12/9):** Started at wide receiver...caught three passes for 22 yards...**vs. Philadelphia (12/16):** Started at wide receiver...caught six passes for 59 yards...surpassed the 5,000 yard receiving mark in his career...**vs. Arizona (12/23):** Started at wide receiver...caught three passes for 35 yards...rushed the ball three times for 27 yards with a 17-yard long...**vs. San Francisco (12/30):** Started at wide receiver and led the team with 62 yards receiving on five receptions...tallied two receiving touchdowns, his first multi-touchdown game with L.A., the sixth of his career...**Divisional Round vs. Dallas (1/12/19):** Started at wide receiver...caught four passes for 65 yards (16.3 yards/reception)...tallied one rushing attempt for a five-yard gain...**Championship Round at New Orleans (1/20/19):** Started at wide receiver...led the team with 107 yards receiving on seven receptions...averaged 15.3 yards per reception...**Super Bowl LIII (2/3/19):** Started his second-consecutive Super Bowl at wide receiver...led the Rams with 120 yards receiving on eight catches (15.0 yards/reception).

2017 SEASON: Played in all 16 regular season games with 15 starts and totaled 65 receptions for 1,082 yards and seven touchdowns...tallied 40-yards rushing on nine attempts...started all three postseason contests and registered 10 receptions for 155 yards and one rush for one yard...**vs. Kansas City (9/17):** Caught three passes for 88 yards, including a team-long 54-yard reception in his Patriots debut...**vs. Houston (9/24):** Led the team in receiving with 131 yards on five catches, including two for touchdowns...**vs. Atlanta (10/22):** Caught four passes for 65 yards including the game's opening score...**vs. Oakland (11/19):** Posted six catches for a game-high 149 yards receiving and a touchdown in a game played in Mexico City...**vs. Miami (11/26):** Led the team in receiving yards with 83 yards on six receptions, including a five-yard touchdown...added one rushing attempt resulting in 11 yards...**vs. Buffalo (12/24):** Recorded two receptions for 19 yards...tallied one rushing attempt resulting in 19 yards....**vs. New York Jets (12/31):** Caught five passes for a game-high 79 yards and one touchdown...rushed three times for eight yards...**vs. Jacksonville (1/21/18):** Tallied six catches for 100 yards in the AFC Championship Game...**vs. Philadelphia (2/4/18):** Caught one pass for 23 yards before exiting Super Bowl LII with an injury.

2016 SEASON: Appeared in all 16 games with 12 starts...recorded 78 catches for a then career-high 1,173 yards...tallied eight touchdown receptions, his second-consecutive season of at least 1,000 yards...recorded six rushing attempts for 30 yards...fielded one punt return for two yards...posted touchdown catches of 98 and 87 yards, giving him the club's longest and fourth-longest

receiving touchdowns...became the first player in NFL history to have two touchdown receptions of 85-plus yards in his team's first five games....**vs. Oakland (9/11):** Caught six passes for 143 yards and two touchdowns...recorded a career-long 98-yard reception... added one rushing attempt for 11 yards…**vs. Carolina (10/16):** Caught seven passes for a then career-high 173 yards and a touchdown…**at Kansas City (10/23):** Recorded seven receptions for 58 yards and a nine-yard touchdown...**at Carolina (11/17):** Caught seven passes for 42 yards...became the third player to start his career with the Saints to record at least 50 receptions in his first three seasons, joining WR Danny Abramowicz and RB Reggie Bush…**at Arizona (12/18):** Posted seven receptions for a career-best 186 yards and two touchdowns...marked the third-highest receiving total in Saints record books.

2015 SEASON: Appeared in all 16 games with 12 starts... recorded 84 receptions for 1,138 yards and nine touchdowns... led the Saints in receptions, receiving yardage and touchdowns... his 84 receptions were the most by a Saints receiver since 2010... also rushed eight times for 18 yards and returned two punts for 12 yards…**at Carolina (9/27):** Totaled seven receptions for 79 yards...**at Philadelphia (10/11):** Hauled in five passes for 107 yards with one touchdown...marked his first career 100-yard receiving game…**at Indianapolis (10/25):** Finished with a team-high 81 yards on six receptions…**vs. New York Giants (11/1):** Caught six passes for 88 yards and tied a single-game high two touchdowns...**at Washington (11/15):** Posted five receptions for 98 yards, including two scoring grabs to tie a career-high…**vs. Carolina (12/6):** Caught six passes for 104 yards, including a 54-yard touchdown…**vs. Detroit (12/21):** Caught 10 passes for 124 yards with a touchdown, setting a single-game career-high in receptions...returned two punts for 12 yards…**vs. Jacksonville (12/27):** Registered five receptions for 123 yards with a 71-yard touchdown...rushed a career-high four times for 10 yards...totaled 133 yards from scrimmage.

2014 SEASON: Played in 10 games with six starts...totaled 53 receptions for 550 yards and three touchdowns...rushed seven times for 73 yards and one touchdown...recorded 10 punt returns for 35 yards...added one kickoff return for 12 yards...**at Atlanta (9/7):** Played in first career game...caught seven passes (tied for the most by a Saints rookie in their debut) for 77 yards and a touchdown...rushed once for 18 yards...**vs. Minnesota (9/21):** Started and led the team with eight receptions for 74 yards... **vs. Tampa Bay (10/5):** Caught a team-high nine passes for 56 yards...rushed twice for 15 yards...returned one kickoff for 12 yards...**vs. Green Bay (10/26):** Caught a team-high six passes for 94 yards, including a 50-yard reception for a touchdown...scored first-career rushing touchdown on a four-yard sweep...became the youngest player in NFL history to record both a touchdown catch and run in the same game...**vs. San Francisco (11/9):** Played on offense and special teams...posted five catches for a team-leading 90 yards and a touchdown...placed on injured reserve on Nov. 18.

COLLEGE: Started 29 of the 38 career games played in at Oregon State as a two-year starter for the Beavers...posted 226 receptions for 3,272 yards with 24 touchdowns...added 61 carries for 340 yards...returned 12 punts for 72 yards...fielded eight kickoffs for 179 yards for a career total of 3,863 all-purpose yards...as a junior in 2013, captured the Biletnikoff Award...named a consensus first-team All-American and All-Pac 12 choice...started all 13 games during the 2013 season...set school and conference single-season receiving records with 128 receptions for 1,730 yards... scored a school-record 16 touchdowns...gained 217 yards rushing with two touchdowns on 32 carries...added 72 yards on 12 punt returns...his 2,019 all-purpose yards ranked second on the school annual record charts...as a sophomore in 2012, was a Biletnikoff Award semi-finalist...received All-Pac 12 first-team honors from the NFL Draft report and received honorable mention from league coaches...started 13 games in 2012...recorded 67 receptions for 1,151 yards with five touchdowns...rushed 19 times for 82 yards to amass 1,233 total yards from scrimmage as a sophomore.

PERSONAL: Attended Lincoln High School (Stockton, Calif.)... was a two-time Section Offensive Player of the Year, All-Area selection and team Most Valuable Player.... as a senior, registered 66 receptions for 1,125 yards and 11 touchdowns...finished senior campaign with 1,525 all-purpose yards...as a junior, posted 46 catches for 783 yards and 10 touchdowns...added 29 receptions for 600 yards and seven scores as a sophomore...closed out prep career earning six total letters – three in football, two in track and one in basketball...majored in human development and family sciences at Oregon State.

BRANDIN COOKS NFL STATISTICS

REGULAR SEASON

			Receiving					Rushing				
Year	Team	G/S	No.	Yards	Avg.	Long	TD	Att.	Yards	Avg.	Long	TD
2014	New Orleans Saints	10/7	53	550	10.4	50t	3	7	73	10.4	28	1
2015	New Orleans Saints	16/12	84	1,138	13.5	71t	9	8	18	2.3	11	0
2016	New Orleans Saints	16/12	78	1,173	15.0	98t	8	6	30	5.0	11	0
2017	New England Patriots	16/15	65	1,082	16.6	64t	7	9	40	4.4	13	0
2018	Los Angeles Rams	16/16	80	1,204	15.1	57	5	10	68	6.8	17	1
2019	Los Angeles Rams	8/8	27	402	14.9	57	1	5	51	10.2	27	0
Totals		**82/70**	**387**	**5,549**	**14.3**	**98t**	**33**	**45**	**280**	**6.2**	**28**	**2**

POSTSEASON

			Receiving					Rushing				
Year	Team	G/S	No.	Yards	Avg.	Long	TD	Att.	Yards	Avg.	Long	TD
2017	New England Patriots	3/3	10	155	15.5	31	0	1	1	1.0	1	0
2018	Los Angeles Rams	3/3	19	292	15.4	36	0	1	5	5.0	5	0
Totals		**6/6**	**29**	**447**	**15.4**	**36**	**0**	**2**	**6**	**3.0**	**5**	**0**

Regular Season Single Game Career Highs:
Receptions – 10, vs. Detroit (12/21/15)
Receiving Yards – 186, at Arizona (12/18/16)
Touchdowns – 2 (four times), last at Arizona (12/18/16)
Longest Reception – 98t, vs. Oakland (9/11/16)

Postseason Single Game Career Highs:
Receptions – 8, vs. New England (2/3/19, Super Bowl LIII)
Receiving Yards – 120, vs. New England (2/3/19, Super Bowl LIII)
Longest Reception – 36, at New Orleans (1/20/19, NFC Championship)

BRANDIN COOKS GAME-BY-GAME

2019 Los Angeles Rams

			Receiving					Rushing				
Game	W/L	P/S	No.	Yards	Avg.	Long	TD	Att.	Yards	Avg.	Long	TD
at Car 9/8	W	1/1	2	39	19.5	24	0	0	0	0.0	0	0
NO 9/15	W	1/1	3	74	24.7	57	1	1	2	2.0	2	0
at Cle 9/22	W	1/1	8	112	14.0	23	0	1	8	8.0	8	0
TB 9/29	L	1/1	6	71	11.8	23	0	0	0	0.0	0	0
at Sea 10/3	L	1/1	1	29	29.0	29	0	1	27	27.0	27	0
SF 10/13	L	1/1	3	18	6.0	8	0	2	14	7.0	9	0
at Atl 10/20	W	1/1	4	59	14.8	21	0	0	0	0.0	0	0
Cin 10/27	W	1/1	0	0	0.0	0	0	0	0	0.0	0	0
at Pit 11/10												
Chi 11/17												
Bal 11/25												
at Ari 12/1												
Sea 12/8												
at Dal 12/15												
SF TBD												
Ari 12/29												
Totals	**5-3**	**8/8**	**27**	**402**	**14.9**	**57**	**1**	**5**	**51**	**10.2**	**27**	**0**

2018 Los Angeles Rams

			Receiving					Rushing				
Game	W/L	P/S	No.	Yards	Avg.	Long	TD	Att.	Yards	Avg.	Long	TD
at Oak 9/10	W	1/1	5	87	17.4	30	0	1	6	6.0	6	0
Ari 9/16	W	1/1	7	159	22.7	57	0	0	0	0.0	0	0
LAC 9/23	W	1/1	7	90	12.9	21	0	0	0	0.0	0	0
Min 9/27	W	1/1	7	116	16.6	47t	1	1	10	10.0	10	0
at Sea 10/7	W	1/1	0	0	0.0	0	0	0	0	0.0	0	0
at Den 10/14	W	1/1	2	53	26.5	44	0	0	0	0.0	0	0
at SF 10/21	W	1/1	4	64	16.0	23	1	1	7	7.0	7	0
GB 10/28	W	1/1	3	74	24.7	32	0	2	9	4.5	5	0
at NO 11/4	L	1/1	6	114	19.0	48	1	0	0	0.0	0	0
Sea 11/11	W	1/1	10	100	10.0	17	0	1	9	9.0	9t	1
KC 11/19	W	1/1	8	107	13.4	30	0	1	0	0.0	0	0
at Det 12/2	W	1/1	4	62	15.5	26	0	0	0	0.0	0	0
at Chi 12/9	L	1/1	3	22	7.3	12	0	0	0	0.0	0	0
Phi 12/16	L	1/1	6	59	9.8	20	0	0	0	0.0	0	0
at Ari 12/23	W	1/1	3	35	11.7	18	0	3	27	9.0	17	0
SF 12/30	W	1/1	5	62	12.4	21	2	0	0	0.0	0	0
Totals	**13-3**	**16/16**	**80**	**1,204**	**15.1**	**57**	**5**	**10**	**68**	**6.8**	**17**	**1**
2018 Postseason												
Dal 1/12/19 *	W	1/1	4	65	16.3	21	0	1	5	5.0	5	0
at NO 1/20/19 ^	W	1/1	7	107	15.3	36	0	0	0	0.0	0	0
NE 2/3/19 !	L	1/1	8	120	15.0	24	0	0	0	0.0	0	0
Totals	**2-1**	**3/3**	**19**	**292**	**15.4**	**36**	**0**	**1**	**5**	**5.0**	**5**	**0**

* Denotes NFC Divisional Playoff Game, ^ Denotes NFC Championship, ! Denotes Super Bowl LIII

2017 New England Patriots

			Receiving					Rushing				
Game	W/L	P/S	No.	Yds	Avg.	Lg	TD	Att.	Yds	Avg.	Lg	TD
KC 9/7	L	1/1	3	88	29.3	54	0	0	0	0.0	0	0
at NO 9/17	W	1/0	2	37	18.5	22	0	2	6	3.0	13	0
Hou 9/24	W	1/1	5	131	26.2	44	2	0	0	0.0	0	0
Car 10/1	L	1/1	3	38	12.7	17	0	1	4	4.0	4	0
at TB 10/5	W	1/1	5	85	17.0	34	0	0	0	0.0	0	0
at NYJ 10/15	W	1/1	6	93	15.5	42	0	0	0	0.0	0	0
Atl 10/22	W	1/1	4	65	16.3	27	1	0	0	0.0	0	0
LAC	W	1/1	5	26	5.2	9	0	0	0	0.0	0	0
at Den 11/12	W	1/1	6	74	12.3	27	0	0	0	0.0	0	0
at Oak 11/19	W	1/1	6	149	24.8	64t	1	0	0	0.0	0	0
Mia 11/26	W	1/1	6	83	13.8	37	1	1	11	11.0	11	0
at Buf 12/3	W	1/1	2	17	8.5	13	0	1	5	5.0	5	0
at Mia 12/11	L	1/1	1	38	38.0	38	0	0	0	0.0	0	0
at Pit 12/17	W	1/1	4	60	15.0	43	1	0	0	0.0	0	0
Buf 12/24	W	1/1	2	19	9.5	14	0	1	6	6.0	6	0
NYJ 12/31	W	1/1	5	79	15.8	37	1	3	8	2.7	12	0
Totals	**13-3**	**16/15**	**65**	**1,082**	**16.6**	**64t**	**7**	**9**	**40**	**4.4**	**13**	**0**
2017 Postseason												
Ten 1/13/18 †	W	1/1	3	32	10.7	13	0	0	0	0	0	0
Jax 1/21/18 #	W	1/1	6	100	16.7	31	0	0	0	0	0	0
Phi 2/4/18 $	L	1/1	1	23	23.0	23	0	1	1	1.0	1	0
Totals	**2-1**	**3/3**	**10**	**155**	**15.5**	**31**	**0**	**1**	**1**	**1.0**	**1**	**0**

† Denotes AFC Divisional Playoff Game; #AFC Championship Game; $ Super Bowl LII

2016 New Orleans Saints

			Receiving					Rushing				
Game	W/L	P/S	No.	Yds	Avg.	Lg	TD	Att.	Yds	Avg.	Lg	TD
Oak 9/11	L	1/1	6	143	23.8	98t	2	1	11	11.0	11	0
at NYG 9/18	L	1/0	7	68	9.7	18	0	0	0	0.0	0	0
Atl 9/26	L	1/0	2	13	6.5	9	0	1	6	6.0	6	0
at SD 10/2	W	1/1	3	31	10.3	15	0	0	0	0.0	0	0
Car 10/16	W	1/1	7	173	24.7	87t	1	1	2	2 0	2	0
at KC 10/23	L	1/1	7	58	8.3	14	1	0	0	0.0	0	0
Sea 10/30	W	1/1	4	44	11	20	1	0	0	0.0	0	0
at SF 11/6	W	1/0	5	66	13.2	28	0	0	0	0.0	0	0
Den11/13	L	1/1	3	98	32.7	37	1	0	0	0.0	0	0
at Car 11/17	L	1/1	7	42	6.0	12	0	2	7	3.5	4	0
LA 11/27	W	1/1	0	0	0.0	0	0	0	0	0.0	0	0
Det 12/4	L	1/1	7	73	10.4	39	0	1	4	4.0	4	0
at TB 12/11	L	1/1	5	61	12.2	38	0	0	0	0.0	0	0
at Ari 12/18	W	1/0	7	186	26.6	65t	2	0	0	0.0	0	0
TB 12/24	W	1/1	5	98	19.6	42	0	0	0	0.0	0	0
at Atl 1/1/17	L	1/1	3	19	6.3	12	0	0	0	0.0	0	0
Totals	**7-9**	**16/12**	**78**	**1,173**	**15.0**	**98t**	**8**	**6**	**30**	**5.0**	**11**	**0**

2015 New Orleans Saints

			Receiving					Rushing				
Game	W/L	P/S	No.	Yds	Avg.	Lg	TD	Att.	Yds	Avg.	Lg	TD
at Ari 9/13	L	1/1	4	49	12.3	30	0	1	4	4.0	4	0
TB 9/20	L	1/1	5	62	12.4	21	0	1	4	4.0	4	0
at Car 9/27	L	1/1	7	79	11.3	16	0	0	0	0.0	0	0
Dal 10/4	W	1/1	4	25	6.3	13	0	0	0	0.0	0	0
at Phi 10/11	L	1/1	5	107	21.4	46	1	0	0	0.0	0	0
Atl 10/15	W	1/0	4	41	10.3	26	0	0	0	0.0	0	0
at Ind 10/25	W	1/1	6	81	13.5	47	0	0	0	0.0	0	0
NYG 11/1	W	1/0	6	88	14.7	26t	2	1	3	3.0	3	0
Ten 11/8	L	1/1	4	71	17.8	38t	1	0	0	0.0	0	0
at Was 11/15	L	1/1	5	98	19.6	60t	2	1	11	11.0	11	0
at Hou 11/29	L	1/1	5	35	7.0	11	0	0	0	0.0	0	0
Car 12/6	L	1/1	6	104	17.3	54t	1	0	0	0.0	0	0
at TB 12/13	W	1/0	3	29	9.7	14	0	0	0	0.0	0	0
Det 12/21	L	1/0	10	124	12.4	28	1	0	0	0.0	0	0
Jax 12/27	W	1/1	5	123	24.6	71t	1	4	10	2.5	5	0
at Atl 1/3/16	W	1/1	5	22	4.4	12	0	0	0	0.0	0	0
Totals	**7-9**	**16/12**	**84**	**1,138**	**13.5**	**71t**	**9**	**8**	**18**	**2.3**	**11**	**0**

2014 New Orleans Saints

			Receiving					Rushing				
Game	W/L	P/S	No.	Yds	Avg.	Lg	TD	Att.	Yds	Avg.	Lg	TD
at Atl 9/7	L	1/0	7	77	11.0	32	1	1	18	18.0	18	0
at Cle 9/14	L	1/1	3	17	5.7	13	0	2	31	15.5	28	0
Min 9/21	W	1/1	8	74	9.3	19	0	0	0	0.0	0	0
at Dal 9/28	L	1/1	5	31	6.2	12	0	0	0	0.0	0	0
TB 10/5	W	1/1	9	56	6.2	16	0	2	15	7.5	12	0
at Det 10/19	L	1/1	2	23	11.5	14	0	0	0	0.0	0	0
GB 10/26	W	1/1	6	94	15.7	50t	1	1	4	4.0	4t	1
at Car 10/30	W	1/1	3	38	12.7	18	0	0	0	0.0	0	0
SF 11/9	L	1/0	5	90	18.0	40	1	0	0	0.0	0	0
Cin 11/16	L	1/0	5	50	10.0	14	0	1	5	5.0	0	0
Bal 11/24	L	Placed in Injured Reserve (11/18/14)										
Totals	**7-9**	**10/7**	**53**	**550**	**10.4**	**50t**	**3**	**7**	**73**	**10.4**	**28**	**1**

63 AUSTIN CORBETT

Offensive Line // Nevada // Sparks, Nev.

Ht./Wt.: 6-4/306
NFL Exp.: 2nd (1st Rams)
GP/GS, (Playoffs): 14/1, (0/0)
Birth Date: 9/5/1995
Acquired: T(CLE)-2019

TRANSACTIONS: Traded to the Rams (10/15/19)...selected by the Cleveland Browns in the second round (No. 33 overall) of the 2018 NFL Draft.

PRO: Originally drafted by the Cleveland Browns in the 2018 NFL Draft...appeared in 14 games in his NFL career...played 11 games with one start for the Browns in 2018 as a rookie.

2019 SEASON: Has played in three games in his second season...appeared in the Browns' Week 3-6 games as a reserve offensive lineman...**vs. Cincinnati (10/27):** Declared inactive...**at Atlanta (10/20):** Declared inactive in his first game with the Rams organization.

2018 SEASON: Played in 11 games with one start...**at New Orleans (9/16):** In NFL debut, contributed as extra OL and on FG protect...**vs. Baltimore (10/7):** During 12-9 OT division win, started first NFL game as extra OL in jumbo set...contributed on FG protect...**at Cincinnati (11/25):** During 35-20 division victory on road, contributed as extra OL in jumbo sets and on FG protect...helped Browns go back-to-back weeks with zero sacks allowed for first time since 2007.

COLLEGE: Started 49-of-50 career games at Nevada...finished his career with 48 consecutive starts...started all 12 games in 2017 as a senior...didn't allow a sack in conference play...named to the All-Mountain West first team by the conference coaches...earned a spot in the Reese's Senior Bowl...named to the All-Mountain West first team by Phil Steele Magazine...was a semifinalist for the Burlsworth Trophy...earned All-Mountain West academic honors...started all 12 games as a junior in 2016...earned second team All-Mountain West honors for the first time in his career and was named second team All-MW by Phil Steele...as a sophomore in 2015, started in all 12 contests and earned All-Mountain West honorable mention honors...started 11 games as a redshirt freshman in 2014...redshirted in 2013...earned his degree in public health in May 2017.

PERSONAL: Given name is Austin Christopher Walton Corbett...native of Sparks, Nev...son of Theron and Melissa Corbett...married to former Nevada volleyball player, Madison Morell...brother, Garrett, played football at San Diego State...has a younger sister, Krystina...attended Reed High School (Sparks, Nev.)...was a member of two regional championship teams in 2012 and 2013...named first team All-Region and All-State in 2012...lettered in wrestling, basketball and track and field...earned first team All-State in shot put in 2013...was a member of the National Honor Society and freshman mentor council.

Corbett's Career Games/Starts:

Year	Teams	GP/GS
2019	Los Angeles Rams	0/0
2019	Cleveland Browns	3/0
2018	Cleveland Browns	11/1
Totals		**14/1**

64 JAMIL DEMBY

Offensive Line // Maine // Vineland, N.J.

Ht./Wt.: 6-5/321
NFL Exp.: 1st (2nd Rams)
GP/GS, (Playoffs): 6/1, (0/0)
Birth Date: 6/20/1996
Acquired: D6B-2018 (No. 192)

TRANSACTIONS: Signed to the Rams active roster from the Lions practice squad (12/12/18)...added to Detroit's practice squad (9/20/18)...waived by the Lions (9/18/18)...acquired by the Detroit Lions off waivers (9/11/18)...waived by the Rams (9/8/18)... selected by the Los Angeles Rams in the sixth round (192nd overall) of the 2018 NFL Draft (4/28/18).

PRO: Originally drafted by the Los Angeles Rams in the 2018 NFL Draft...spent time with the Lions on the practice squad and active roster before signing from Detroit's practice squad to the Rams active roster for the final weeks of the 2018 season and Super Bowl run.

2019 SEASON: Made his NFL Debut Week 1 at Carolina... played his first significant NFL offensive snaps Week 2 vs. New Orleans...earned his first-career start at right guard in Week 3 at Cleveland... **vs. Cincinnati (10/27):** Declared inactive...**at Atlanta (10/20):** Declared inactive...**vs. San Francisco (10/13):** Played 43 offensive snaps (81 percent) at right guard and one special teams snap...**at Seattle (10/3):** Played six special teams snaps (19 percent)...**vs. Tampa Bay (9/29):** Played seven special teams snaps (18 percent)...**at Cleveland (9/22):** Started at right guard... helped provide a pocket for QB Jared Goff to throw for 269 yards... played all 66 offensive snaps...**vs. New Orleans (9/15):** Filled in for injured OL Austin Blythe at right guard...played 42 offensive snaps (60 percent)...helped the Rams rush for over 100 yards... **at Carolina (9/8):** Made NFL debut, played seven special teams snaps.

2018 SEASON: Spent Weeks 1-12 with the Detroit Lions...rejoined the Rams (12/12/18) and was declared inactive Weeks 14-17 and all three postseason games.

COLLEGE: A member of the Black Bear offensive line that helped the offense average 24.6 points per game as a senior in 2017... Maine ball carriers averaged 4.5 yards per attempt with Demby providing blocks...in 2016, as a junior, received All-CAA Third Team honors...named a team captain...voted Maine Offensive Lineman of the Year...started all 10 games he appeared in... helped lead an offensive line which tied for fourth-fewest sacks allowed (14) in the CAA...as a sophomore in 2015, started 10 games...led an offensive line which tied for fourth in sacks allowed (18), down 23 from the prior season...named to CAA All-Academic team...in 2014, as a freshman, started 10 games at left tackle... played a large part in building Maine's run game which produced 100-plus yard rushers in two of its final three games...named a Maine Scholar-Athlete Rising Star...received CAA All-Academic Team honors.

PERSONAL: As a prep, named First-Team All-South Jersey... voted First-Team All-Conference...named First-Team Atlantic City Press All-Star...won "King Scholar of the Year" award...graduated Summa Cum Laude...son of Jasmine and Shane Demby...majored in kinesiology/physical education at Maine.

Demby's Career Games/Starts:

Year	Teams	GP/GS
2019	Los Angeles Rams	6/1
Totals		**6/1**

99 AARON DONALD

Defensive Tackle // Pittsburgh // Pittsburgh, Pa.

Ht./Wt.: 6-1/280
NFL Exp.: 6th (6th Rams)
GP/GS, (Playoffs): 86/82, (4/4)
Birth Date: 5/23/1991
Acquired: D1B-2014 (No. 13)

TRANSACTIONS: Selected by the Rams in the first round (13th overall) of the 2014 NFL Draft (5/8/14).

Donald was named the 2017 and 2018 DPOY

PRO: Earned All-Pro and PFWA All-NFL Team honors in 2015, '16, '17 and '18... started 82-of-86 career games on the defensive line...became the first Rams defender to be named Associated Press Defensive Player of the Year following the 2017 season...was the fastest Ram to reach 60.0 sacks, achieving the feat in only 81 games played...became only the third player in NFL history to be named back-to-back defensive player of the year after earning the award following the 2018 season...collected 355 career tackles (241 solo), with 64.5 sacks and 15 forced fumbles...recipient of the club's Daniel F. Reeves Memorial Award as the Rams' Most Valuable Player in 2016...named to five-consecutive Pro Bowls in his first five seasons (2015-18)...became the third Rams defensive tackle to be selected to three or more consecutive Pro Bowls...turned in one of the best defensive seasons in NFL history in 2018, finishing with 20.5 sacks, the most ever by a defensive tackle... in 2017, led the Rams with 11.0 sacks, 27 quarterbacks hits and five forced fumbles...in 2016, led the Rams with 8.0 sacks and finished second among Rams defensive linemen with 62 tackles... in 2015, notched 11.0 sacks which led the NFL at the defensive tackle position...also had a team-high 49 quarterback pressures and 29 hits on the quarterback...in 2014, posted 9.0 sacks, which led all rookies and are the most ever by a Rams' rookie...was first Rams rookie selected to the Pro Bowl since RB Jerome Bettis in 1993...also named PFWA Defensive Rookie of the Year... established a single-season franchise-record 20.5 sacks during the 2018 season.

Donald earned NFL All-Pro Honors in '15, '16, '17 & '18

2019 SEASON: Started his 75th career game in a Week 1 contest at Carolina... played his 80th career game Week 2 vs. New Orleans...recorded his 60th career sack in week 3 at Cleveland, his first of the season...**vs. Cincinnati (10/27):** Started at defensive tackle... recorded three solo tackles...posted 1.0 sack, bringing his season total to 5.0... **at Atlanta (10/20):** Started at defensive tackle...recorded two solo tackles... posted 1.0 sack, bringing his season total to 4.0...forced and recovered one fumble...**vs. San Francisco (10/13):** Started at defensive tackle...registered 2.0 sacks, his first multi-sack game of the season, the 15th of his career...finished with seven tackles (four solo)....added three tackles for loss...forced one fumble...**at Seattle (10/3):** Started at defensive tackle... posted three tackles (two solo)...added one tackle for loss and one QB hit...**vs. Tampa Bay (9/29):** Started at defensive tackle... posted four total tackles (one solo), including one tackle for loss...**at Cleveland (9/22):** Started at defensive tackle...finished fifth on the team with four tackles (three solo)...posted his first sack of the 2019 season...added two tackles for loss and one quarterback hit...**vs. New Orleans (9/15):** Started at defensive tackle...recorded 1 solo tackle, a tackle for loss...added one QB hit, knocking Saints QB Drew Brees out of the game in the first quarter...**at Carolina (9/8):** Started at defensive tackle...played 56 defensive snaps (84 percent)...recorded one solo tackle and one quarterback hit.

2018 SEASON: Earned fifth-consecutive Pro Bowl berth...named AP DPOY for the second-consecutive season...was the only player unanimously voted as an AP First Team All-Pro...started all 16 games at defensive tackle...finished with a league-leading, franchise-best and career-best 20.5 sacks...broke the league record for most defensive sack yards in a season with 183.5 yards...led the team with 41 quarterback hits...tallied 59 tackles (41 solo) and 25 tackles for loss...earned team MVP voted on by his teammates...was named DPOW in Week 7 and Week 16 and DPOM in October...**vs. Arizona (9/16):** Recorded four tackles (one solo)...**vs. Chargers (9/23):** Started and recorded two tackles (one solo)...**vs. Minnesota (9/27):** Started and posted his first sacks of the 2018 season, his eighth-career multi-sack game...added five tackles (three solo) and four QB hits...**at Seattle (10/7):** Started and recorded two total tackles (one solo)...posted his third sack of the season, the 42nd of his career, Donald passed Grant Wistrom (41.5) for seventh place on the Rams all-time sacks list....the sack resulted in a seven-yard loss...**at Denver (10/14):** Started at defensive tackle...recorded sack number 4.0 on the season...added three tackles (two solo)... recorded two quarterback hits...**at San Francisco (10/21):** Started at defensive tackle...recorded a career-high 4.0 sacks resulting in 29 yards lost....finished with nine tackles (eight solo)...added six tackles for loss...five QB hits...forced and recovered one fumble...**vs. Green Bay (10/28):** Started at defensive tackle... recorded three total tackles (two solo)...tallied 2.0 sacks resulting in 12 yards lost...hit Packers QB Aaron Rodgers four times...fifth-straight game with at least 1.0 sack...matched a career-best five-game sack streak...**at New Orleans (11/4):** Started at defensive tackle...recorded one solo tackle, a tackle for loss...posted four hits on Saints QB Drew Brees...added one pass defensed... recovered one fumble...**vs. Seattle (11/11):** Finished with four tackles (three solo)...posted his fourth multi-sack game, finishing

with 2.5 sacks...established a new career-best 12.5 sacks in only 10 games...passed former DT D'Marco Farr (11.5 in 1995) for the most sacks by a Rams DT in a single season...**vs. Kansas City (11/19):** Recorded four total tackles (two solo) and 2.0 sacks increasing his season total to 14.5...both sacks were strip-sacks of Chiefs QB Patrick Mahomes...**at Detroit (12/2):** Started at defensive tackle...added 2.0 sacks, his third-straight game with at least 2.0 sacks...forced one fumble...added five solo tackles and four QB hits...passed Chris Long for fifth place on the Rams all-time sack leaders list...**at Chicago (12/9):** Started at defensive tackle...recoded two tackles (one solo)...added one quarterback hit...**vs. Philadelphia (12/16):** Started at defensive tackle and played all 64 defensive snaps...recorded two tackles (one solo)... **vs. Arizona (12/23):** Started at defensive tackle...recorded seven tackles (five solo)...added 3.0 sacks, establishing a new franchise single-season sack record (19.5)...finished with four tackles for loss...**vs. San Francisco (12/30):** Started at defensive tackle... recorded a franchise-best 20.5th sack of the season...finished with 183.5 sack yards on the season, the most by any defensive player in NFL history...finished with four solo tackles, including 1.0 sack and one tackle for loss...added three quarterback hits... **Divisional Round vs. Dallas (1/12/19):** Started at defensive tackle and played all 58 defensive snaps...recorded two solo tackles, including one tackle for loss...**Championship Round at New Orleans (1/20/19):** Started at defensive tackle...recorded two solo stops, both were tackles for loss...added three QB hits... **Super Bowl LIII (2/3/19):** Started at defensive tackle...recorded five tackles (one solo)...added one quarterback hit.

2017 SEASON: Earned fourth-consecutive Pro Bowl berth... named AP DPOY...started in all 14 regular season game and one postseason contest he played in...finished the regular season with team-highs in sacks (11.0), quarterback hits (27) and forced fumbles (five)...recorded 52 tackles (31 solo)...led the NFL in sacks (11.0) among interior linemen...his five forced fumbles is a career-high and his 11.0 sacks tied his career-high for a single season, despite only playing in 14 games...**at San Francisco (9/21):** Recorded three tackles (two solo), including one for loss, two quarterback hits and a game-clinching sack...**vs. Seattle (10/8):** Registered six tackles (three solo), including two for a loss...also recorded three quarterback hits...**vs. Arizona (10/22):** Recorded three tackles (two solo), including two for a loss...picked up a sack and two quarterback hits...**at New York Giants (11/5):** Collected five tackles (three solo)...notched one sack, forced a fumble and recovered a fumble...added one quarterback hit and one pass defensed...**vs. Houston (11/12):** Registered four tackles (two solo), including one for loss...added one strip sack, making him the first Ram to force a fumble during the first drive of the game in back-to-back games...also had one quarterback hit and one pass defensed...**vs. New Orleans (11/26):** Notched five tackles (three solo), including two for loss...added one sack and one quarterback hit...**at Arizona (12/3):** Registered 2.0 sacks, marked his sixth multi-sack game of his career...also recorded four tackles (three solo), including two for loss...added two quarterback hits...**at Seattle (12/17):** Tallied five tackles (four solo), including two for loss...recorded a team-high three sacks, tying his career high in a single game...added four quarterback hits and one forced fumble...**at Tennessee (12/24):** Registered two tackles and forced a fumble...**Wild Card vs. Atlanta (1/6/18):** Made first career postseason start at defensive tackle...recorded five tackles (four solo), including one for a loss...registered one quarterback hit and split a sack.

2016 SEASON: Named to his third-consecutive Pro Bowl after starting all 16 games...was the recipient of the club's Daniel F. Reeves Memorial Award as the Rams' Most Valuable Player...one of two defensive captains, as voted on by his teammates...finished the season with 62 tackles and 8.0 sacks...had career-highs in passes defensed (six) and forced fumbles (two)...**vs. Seattle (9/18):** Recorded five total tackles (four solo)...compiled three quarterback pressures and four quarterback hits...**at Arizona (10/2):** Registered five tackles (three solo)...registered his first sack of the season and added a forced fumble on the play...also split a sack with DE Eugene Sims...named NFC Defensive Player of the Week...**at Detroit (10/16):** Registered two tackles (three solo)...notched one sack for five yards, moved into the top-15 in Rams history with his 23rd career sack...added four quarterback pressures and two quarterback hits on the day...**vs. Carolina (11/6):** Registered two total tackles...added a season-high two sacks for a loss of 19 yards...pressured Panthers QB Cam Newton six times...led all defensive tackles in sacks through nine weeks... **at New Orleans (11/27):** Notched three solo tackles (three solo)... added one sack for a loss of eight yards, while forcing a QB Drew Brees fumble...also recorded three quarterback pressures and one quarterback hit...**vs. Atlanta (12/11):** Registered three tackles (two solo)...sacked QB Matt Ryan for a loss of six yards... added one quarterback hit and one quarterback pressure...**vs. San Francisco (12/24):** Notched a season-high seven tackles (six solo)...sacked QB Colin Kaepernick for a loss of three yards...added a season-high six quarterback pressures and three quarterback hits.

2015 SEASON: Started 16 games at defensive tackle...earned second consecutive Pro Bowl berth...notched 11.0 sacks to set a new single season-high and earn the team lead in the category... the mark also led the NFL at the defensive tackle position... also had a team-high 49 quarterback pressures and 29 hits on the quarterback...recorded a personal-best 85 tackles on the season (60 solo)...voted Rams' MVP by teammates... **vs. Seattle (9/13):** Sacked QB Russell Wilson two times to bump his career sack total to 11...marked his first multi-sack game of his career... added 11 tackles to establish a new career-high...earned NFC Defensive Player of the Week honors...**at Washington (9/20):** Split a sack on QB Kirk Cousins with DE Chris Long...tallied five tackles (four tackles)...**vs. Pittsburgh (9/27):** Sacked Steelers QB Ben Roethlisberger for an 8-yard loss...registered six tackles (four solo)...**vs. Cleveland (10/25):** Compiled 1.0 sack, two solo tackles, three quarterback hits and two forced fumbles... **vs. Chicago (11/15):** Split a sack with DE Williams Hayes on Bears QB Jay Cutler for a nine yard loss...added a solo sack on Cutler marked his second career multi-sack game...also notched five tackles (four solo) and one quarterback hit and pressure...**at Baltimore (11/22):** Sacked Ravens QB Joe Flacco for a seven yard loss...registered 10 tackles (eight solo), five quarterback pressures and one hit on the quarterback...**vs. Arizona (12/6):** Sacked Arizona QB Carson Palmer...also had seven tackles (six solo), two quarterback pressures and five quarterback hits... **vs. Detroit (12/13):** Notched a career-high 3.0 sacks on QB Matt Stafford...marked his third career multi-sack game, and first 3.0 sack game...also registered two solo tackles and three quarterback hits...**vs. Tampa Bay (12/17):** Started at defensive tackle...recorded six tackles (four solo)...also had two quarterback pressures and three hits...**at Seattle (12/27):** Recorded seven tackles (four solo)...also registered nine quarterback pressures and three hits on the quarterback.

2014 SEASON: Finished the season with 72 tackles (49 solo), 9.0 sacks and 38 quarterback pressures...from weeks 10-15, he had a sack in five straight games...also posted a team-high 17 tackles for loss on the season and coaches credited him with 32 quarterback pressures and 12 quarterback hits...his 9.0 sacks are the most ever by a Rams rookie regardless of position...**vs. Minnesota (9/7):** Made his NFL debut...recorded six tackles (five solo)...**at Tampa Bay (9/14):** Saw action on defense and special teams...recorded six tackles (five solo)...recorded his first career sack...**vs. San Francisco (10/13):** Made his first career start at defensive tackle...tallied seven tackles (five solo)...**vs. Seattle (10/16):** Started at defensive tackle...notched six solo tackles and 1.0 sack...**at Kansas City (10/26):** Started at defensive tackle...tallied three solo tackles and one forced fumble...**at San Francisco (11/2):** Started at defensive tackle...registered one solo tackle and 1.0 sack...**vs. Denver (11/16):** Started at defensive tackle...registered two solo tackles and 1.0 sack...**at San Diego (11/23):** Started at defensive tackle...notched seven tackles (four solo) and 1.0 sack...**vs. Oakland (11/30):** Started at defensive tackle...tallied five tackles (three solo) and 1.0 sack... **at Washington (12/7):** Started at defensive tackle...notched five tackles (two solo) and 1.0 sack...**vs. Arizona (12/11):** Recorded his 10th career start at defensive tackle...registered six tackles (two solo) and 1.0 sack...**at Seattle (12/28):** Started at defensive tackle...posted seven tackles (four solo) and 1.0 sack...led all rookies with 9.0 sacks.

COLLEGE: Recipient of the Bronko Nagurski Trophy (nation's most outstanding defensive player), Chuck Bednarik (defensive player of the year), Outland Trophy (nation's best offensive or defensive interior lineman) and Rotary Lombardi Award (nation's most outstanding lineman or linebacker)…also named Athlon Sports National Defensive Player of the Year, CBSSports.com National Defensive Player of the Year and Lindy's Sports National Defensive Player of the Year…named All-American first-team by The NFL Draft Report, American Football Coaches Association, Associated Press, Athlon Sports, ESPN.com, Football Writers

Association of America, Lindy's Sports, SI.com, Sporting News, USA Today and Walter Camp Football Foundation…was also the recipient of the Atlantic Coast Conference Defensive Player of the Year Award by the league's coaches, media and Athlon Sports… added All-ACC First-Team honors…earned unanimous first-team All-American status, he became the first Pitt defensive player to accomplish that feat since legendary defensive end Hugh Green in 1980...started 30-of-51 games at Pittsburgh - 25 at strong-side defensive tackle and five at strong-side defensive end…recorded 181 tackles (115 solos) with 29.5 sacks for minus 200 yards, 66.0 stops for losses totaling 315 yards, 43 quarterback pressures, 11 pass deflections and six forced fumbles…ranks fourth in NCAA FBS history with his 66.0 tackles-for-loss...his 29.5 sacks and 28 solo sacks both ranked third among active players, as his lost yardage via sacks (200) placed fourth…his 66 tackles-for-loss are the most by a Panther since the NCAA began recognizing that category in 1999... in 2013, earned Player of the Week honors for his performance vs. Virginia from the Bednarik Award and Athlon Sports…received National Player of the Week from the Bednarik Award vs. Georgia Tech and was also named ACC Player of the Week for that effort…closed out the regular schedule with Lott IMPACT Player of the Week and Walter Camp National Defensive Player of the Week recognition for the Syracuse clash…in 2012, earned third-team All-American honors from The NFL Draft Report after he led the team with 5.5 sacks for minus 36 yards, 18.5 stops for losses of 78 yards and eleven quarterback pressures…in 2011, received All-Big East Conference second-team honors from the league's coaches...played in all thirteen games as a reserve defensive tackle in 2010.

PERSONAL: Attended Penn Hills (Pa.) High School, playing football for head coach Ron Graham…selected first team All-State Class AAAA by the Pennsylvania Sports Writers Association each of his final two seasons…The Pennsylvania Football News All-Class AAAA, Pittsburgh Post-Gazette WPIAL Class AAAA Player of the Year, Pittsburgh Post-Gazette "Fabulous 22" and Pittsburgh Tribune-Review "Terrific 25" choice compiled 63 tackles, including fifteen for loss and eleven sacks as a senior…also started at offensive guard and was a three-year starter on both sides of the ball…the Indians advanced to the WPIAL Class AAAA playoffs in each of Donald's three years as a starter…selected to play in the Big 33 Football Classic and was rated one of the country's top 25 defensive tackles by Scout.com…majored in Communications… son of Anita Goggins and Archie Donald...his brother, Archie, played linebacker at Toledo...his sister, Akita, is a dentist and graduated from Carlou College Masters program…resides in Penn Hills, Pennsylvania...participated in numerous community events, including the 6th Annual Playground Build at Marygrove, United Way Kickoff to Charity Luncheon, St. Louis Rams Training Academy Youth Camp and the All-Community Team Ticket Program - Donald's Drop Squad.

AARON DONALD NFL STATISTICS

REGULAR SEASON

			Tackles					Interceptions					Fumbles		
Year	Team	G/S	Total	Solo	Asst.	Sacks	Yards	Int.	Yards	Long	TD	PD	FF	FR	Yards
2014	St. Louis Rams	16/12	72	49	23	9.0	60.0	0	0	0	0	0	2	0	0
2015	St. Louis Rams	16/16	85	60	25	11.0	59.5	0	0	0	0	0	0	1	0
2016	Los Angeles Rams	16/16	62	43	19	8.0	54.0	0	0	0	0	6	2	0	0
2017	Los Angeles Rams	14/14	52	31	21	11.0	95.0	0	0	0	0	2	5	1	0
2018	Los Angeles Rams	16/16	59	41	18	20.5	183.5	0	0	0	0	1	4	2	0
2019	Los Angeles Rams	8/8	25	17	8	5.0	29.0	0	0	0	0	0	2	1	0
Totals		**86/82**	**355**	**241**	**114**	**64.5**	**489.0**	**0**	**0**	**0**	**0**	**9**	**15**	**5**	**0**

POSTSEASON

			Tackles					Interceptions					Fumbles		
Year	Team	G/S	Total	Solo	Asst.	Sacks	Yards	Int.	Yards	Long	TD	PD	FF	FR	Yards
2017	Los Angeles Rams	1/1	5	4	1	0.5	3.5	0	0	0	0	0	0	0	0
2018	Los Angeles Rams	3/3	9	5	4	0.0	0.0	0	0	0	0	0	0	0	0
Totals		**4/4**	**14**	**9**	**5**	**0.5**	**3.5**	**0**	**0**	**0**	**0**	**0**	**0**	**0**	**0**

Regular Season Single Game Career Highs:
Total Tackles – 11, vs. Seattle (9/13/15)
Solo Tackles – 8, twice - last, at San Francisco (10/21/18)
Sacks – 4.0, at San Francisco (10/21/18)

Postseason Single Game Career Highs:
Total Tackles – 5, twice- last, vs. New England (2/3/19 Super Bowl LIII)
Solo Tackles – 4, vs. Atlanta (1/6/18 NFC Wild Card)
Sacks – 0.5, vs. Atlanta (1/6/18 NFC Wild Card)

AARON DONALD GAME-BY-GAME

2019 Los Angeles Rams

Game	W/L	P/S	T	S	A	Sk	Yds	Int	Yds	Lg	TD	PD	FF	FR	Yds
at Car 9/8	W	1/1	1	1	0	0.0	0.0	0	0	0	0	0	0	0	0
NO 9/15	W	1/1	1	1	0	0.0	0.0	0	0	0	0	0	0	0	0
at Cle 9/22	W	1/1	4	3	1	1.0	7.0	0	0	0	0	0	0	0	0
TB 9/29	L	1/1	4	1	3	0.0	0.0	0	0	0	0	0	0	0	0
at Sea 10/3	L	1/1	3	2	1	0.0	0.0	0	0	0	0	0	0	0	0
SF 10/13	L	1/1	7	4	3	2.0	11.0	0	0	0	0	0	1	0	0
at Atl 10/20	W	1/1	2	2	0	1.0	8.0	0	0	0	0	0	1	1	0
Cin 10/27	W	1/1	3	3	0	1.0	3.0	0	0	0	0	0	0	0	0
at Pit 11/10															
Chi 11/17															
Bal 11/25															
at Ari 12/1															
Sea 12/8															
at Dal 12/15															
at SF TBD															
Ari 12/29															
Totals	**5-3**	**8/8**	**25**	**17**	**8**	**5.0**	**29.0**	**0**	**0**	**0**	**0**	**0**	**2**	**1**	**0**

2018 Los Angeles Rams

Game	W/L	P/S	T	S	A	Sk	Yds	Int	Yds	Lg	TD	PD	FF	FR	Yds
at Oak 9/10	W	1/1	1	1	0	0.0	0	0	0	0	0	0	0	0	0
Ari 9/16	W	1/1	4	1	3	0.0	0	0	0	0	0	0	0	0	0
LAC 9/23	W	1/1	2	1	1	0.0	0	0	0	0	0	0	0	0	0
Min 9/27	W	1/1	5	3	2	2.0	18.0	0	0	0	0	0	0	0	0
at Sea 10/7	W	1/1	2	1	1	1.0	7.0	0	0	0	0	0	0	0	0
at Den10/14	W	1/1	3	2	1	1.0	14.0	0	0	0	0	0	0	0	0
at SF 10/21	W	1/1	9	8	1	4.0	29.0	0	0	0	0	0	1	1	0
GB 10/28	W	1/1	3	2	1	2.0	19.0	0	0	0	0	0	0	0	0
at NO 11/4	L	1/1	1	1	0	0.0	0.0	0	0	0	0	1	0	1	0
Sea 11/11	W	1/1	4	3	1	2.5	16.5	0	0	0	0	0	0	0	0
KC 11/19	W	1/1	4	2	2	2.0	27.0	0	0	0	0	0	2	0	0
at Det 12/2	W	1/1	6	5	1	2.0	24.0	0	0	0	0	0	1	0	0
at Chi 12/9	L	1/1	2	1	1	0.0	0.0	0	0	0	0	0	0	0	0
Phi 12/16	L	1/1	2	1	1	0.0	0.0	0	0	0	0	0	0	0	0
at Ari 12/23	W	1/1	7	5	2	3.0	21.0	0	0	0	0	0	0	0	0
SF 12/30	W	1/1	4	4	0	1.0	8.0	0	0	0	0	0	0	0	0
Totals	**13-3**	**16/16**	**59**	**41**	**18**	**20.5**	**183.5**	**0**	**0**	**0**	**0**	**1**	**4**	**2**	**0**

2018 Postseason

Dal 1/12/19 *	W	1/1	2	2	0	0.0	0.0	0	0	0	0	0	0	0	0
at NO 1/20/19 ^	W	1/1	2	2	0	0.0	0.0	0	0	0	0	0	0	0	0
NE 2/3/19 !	W	1/1	5	1	4	0.0	0.0	0	0	0	0	0	0	0	0
Totals	**2-1**	**3/3**	**9**	**5**	**4**	**0.0**	**0.0**	**0.0**	**0**	**0**	**0**	**0**	**0**	**0**	**0**

* Denotes NFC Divisional Playoff Game, ^ Denotes NFC Championship, ! Denotes Super Bowl LIII

2017 Los Angeles Rams

Game	W/L	P/S	T	S	A	Sk	Yds	Int	Yds	Lg	TD	PD	FF	FR	Yds
Ind 9/10	W						Exempt								
Was 9/17	L	1/1	2	1	1	0.0	0.0	0	0	0	0	0	0	0	0
at SF 9/21	W	1/1	3	2	1	1.0	8.0	0	0	0	0	0	0	0	0
at Dal 10/1	W	1/1	5	2	3	0.0	0.0	0	0	0	0	0	0	0	0
Sea 10/8	L	1/1	6	3	3	0.0	0.0	0	0	0	0	0	0	0	0
at Jax 10/15	W	1/1	3	2	1	1.0	4.0	0	0	0	0	0	1	0	0
Ari 10/22	W	1/1	3	2	1	1.0	11.0	0	0	0	0	0	0	0	0
at NYG 11/5	W	1/1	5	3	2	1.0	3.0	0	0	0	0	0	1	1	0
Hou 11/12	W	1/1	4	2	2	1.0	14.0	0	0	0	0	0	1	1	0
at Min 11/19	L	1/1	3	2	1	0.0	0.0	0	0	0	0	0	0	0	0
NO 11/26	W	1/1	5	3	2	1.0	6.0	0	0	0	0	0	0	0	0
at Ari 12/3	W	1/1	4	3	1	2.0	0.0	0	0	0	0	0	0	0	0
Phi 12/10	L	1/1	2	2	0	0.0	0.0	0	0	0	0	0	0	0	0
at Sea 12/17	W	1/1	5	4	1	3.0	37.0	0	0	0	0	0	1	0	0
at Ten 12/24	W	1/1	2	0	2	0.0	0.0	0	0	0	0	0	1	0	0
SF 12/31	L						Inactive								
Totals	**11-5**	**14/14**	**52**	**31**	**21**	**11.0**	**95.0**	**0.0**	**0**	**0**	**0**	**0**	**5**	**1**	**0**

2017 Postseason

Atl 1/6/18*	L	1/1	5	4	1	0.5	3.5	0.0	0	0	0	0	0	0	0
Totals	**0-1**	**1/1**	**5**	**4**	**1**	**0.5**	**3.5**	**0.0**	**0**	**0**	**0**	**0**	**0**	**0**	**0**

* Denotes NFC Wild Card Playoff Game

2016 Los Angeles Rams

Game	W/L	P/S	T	S	A	Sk	Yds	Int	Yds	Lg	TD	PD	FF	FR	Yds
at SF 9/12	L	1/1	4	3	1	0.0	0.0	0	0	0	0	0	0	0	0
Sea 9/18	W	1/1	5	4	1	0.0	0.0	0	0	0	0	0	0	0	0
at TB 9/25	W	1/1	3	1	2	0.0	0.0	0	0	0	0	2	0	0	0
at Ari 10/2	W	1/1	5	3	2	1.5	9.5	0	0	0	0	1	1	0	0
Buf 10/9	L	1/1	2	2	0	0.5	3.5	0	0	0	0	0	0	0	0
at Det 10/16	L	1/1	4	3	1	1.0	5.0	0	0	0	0	0	0	0	0
NYG 10/23	L	1/1	6	4	2	0.0	0.0	0	0	0	0	0	0	0	0
Car 11/6	L	1/1	2	2	0	2.0	19.0	0	0	0	0	0	0	0	0
at NYJ 11/13	W	1/1	4	2	2	0.0	0.0	0	0	0	0	0	0	0	0
Mia 11/20	L	1/1	5	2	3	0.0	0.0	0	0	0	0	1	0	0	0
at NO 11/27	L	1/1	3	3	0	1.0	8.0	0	0	0	0	0	1	0	0
at NE 12/4	L	1/1	4	3	1	0.0	0.0	0	0	0	0	0	0	0	0
Atl 12/11	L	1/1	3	2	1	1.0	6.0	0	0	0	0	0	0	0	0
at Sea 12/15	L	1/1	5	3	2	0.0	0.0	0	0	0	0	1	0	0	0
SF 12/24	L	1/1	7	6	1	1.0	3.0	0	0	0	0	0	0	0	0
Ari 1/1/17	L	1/1	0	0	0	0.0	0.0	0	0	0	0	1	0	0	0
Totals	**4-12**	**16/16**	**62**	**43**	**19**	**8.0**	**54.0**	**0**	**0**	**0**	**0**	**6**	**2**	**0**	**0**

2015 St. Louis Rams

Game	W/L	P/S	T	S	A	Sk	Yds	Int	Yds	Lg	TD	PD	FF	FR	Yds
Sea 9/13	W	1/1	11	6	5	2.0	10.0	0	0	0	0	0	0	0	0
at Was 9/20	L	1/1	5	4	1	0.5	4.0	0	0	0	0	0	0	0	0
Pit 9/27	L	1/1	6	4	2	1.0	8.0	0	0	0	0	0	0	0	0
at Ari 10/4	W	1/1	4	2	2	0.0	0.0	0	0	0	0	0	0	0	0
at GB 10/11	L	1/1	3	2	1	0.0	0.0	0	0	0	0	0	0	0	0
Cle 10/25	W	1/1	2	2	0	1.0	0.0	0	0	0	0	0	0	0	0
SF 11/1	W	1/1	4	4	0	0.0	0.0	0	0	0	0	0	0	0	0
at Min 11/8	L	1/1	4	3	1	0.0	0.0	0	0	0	0	0	0	0	0
Chi 11/15	L	1/1	5	4	1	1.5	9.5	0	0	0	0	0	0	1	0
at Bal 11/22	L	1/1	10	8	2	1.0	7.0	0	0	0	0	0	0	0	0
at Cin 11/29	L	1/1	6	3	3	0.0	0.0	0	0	0	0	0	0	0	0
Ari 12/6	L	1/1	7	6	1	1.0	4.0	0	0	0	0	0	0	0	0
Det 12/13	W	1/1	2	2	0	3.0	17.0	0	0	0	0	0	0	0	0
TB 12/17	W	1/1	6	4	2	0.0	0.0	0	0	0	0	0	0	0	0
at Sea 12/27	W	1/1	7	4	3	0.0	0.0	0	0	0	0	0	0	0	0
at SF 1/3/16	L	1/1	3	2	1	0.0	0.0	0	0	0	0	0	0	0	0
Totals	**7-9**	**16/16**	**85**	**60**	**25**	**11.0**	**59.5**	**0**	**0**	**0**	**0**	**0**	**0**	**1**	**0**

2014 St. Louis Rams

Game	W/L	P/S	T	S	A	Sk	Yds	Int	Yds	Lg	TD	PD	FF	FR	Yds
Min 9/7	L	1/0	6	5	1	0.0	0.0	0	0	0	0	0	0	0	0
at TB 9/14	W	1/0	6	5	1	1.0	4.0	0	0	0	0	0	0	0	0
Dal 9/21	L	1/0	4	3	1	0.0	0.0	0	0	0	0	0	0	0	0
Phi10/5	L	1/0	4	2	2	0.0	0.0	0	0	0	0	0	0	0	0
SF 10/13	L	1/1	7	5	2	0.0	0.0	0	0	0	0	0	0	0	0
Sea 10/19	W	1/1	6	6	0	1.0	5.0	0	0	0	0	0	0	0	0
at KC 10/26	L	1/1	3	3	0	0.0	0.0	0	0	0	0	0	1	0	0
at SF 11/2	W	1/1	1	1	0	1.0	9.0	0	0	0	0	0	0	0	0
at Ari 11/9	L	1/1	3	2	1	0.0	0.0	0	0	0	0	0	0	0	0
Den 11/16	W	1/1	2	2	0	1.0	12.0	0	0	0	0	0	0	0	0
at SD 11/23	L	1/1	7	4	3	1.0	5.0	0	0	0	0	0	0	0	0
Oak 11/30	W	1/1	5	3	2	1.0	8.0	0	0	0	0	0	0	0	0
at Was 12/7	W	1/1	5	2	3	1.0	8.0	0	0	0	0	0	0	0	0
Ari 12/11	L	1/1	6	2	4	1.0	8.0	0	0	0	0	0	0	0	0
NYG 12/21	L	1/1	0	0	0	0.0	0.0	0	0	0	0	0	0	0	0
at Sea 12/28	L	1/1	7	4	3	1.0	1.0	0	0	0	0	0	1	0	0
Totals	**6-10**	**16/12**	**72**	**49**	**23**	**9.0**	**60.0**	**0**	**0**	**0**	**0**	**0**	**2**	**0**	**0**

50 SAMSON EBUKAM

OLB // Eastern Washington // Portland, Ore.

Ht./Wt.: 6-3/245
NFL Exp.: 3rd (3rd Rams)
GP/GS, (Playoffs): 40/19, (4/2)
Birth Date: 5/9/1995
Acquired: D4B-2017 (No. 125)

TRANSACTIONS: Selected by the Rams in the fourth round (125th overall) of the 2017 NFL Draft (4/30/17).

PRO: Third-year pro, played in all 40 regular season and four postseason contests...started 19 regular season games and two playoff contests...tallied 5.0 sacks, forced five fumbles and one interception in regular season action...became the first player with a sack, interception, and multiple touchdowns in a single game since sacks became an official stat in 1982 in 2018 Week 11 win over Kansas City.

2019 SEASON: Third-year player, a major contributor on the Rams defensive front-seven rotation...started his first game of the season in a Week 6 contest against San Francisco...**vs. Cincinnati (10/27):** Started at outside linebacker...recorded three tackles (two solo)...added one pass defensed...**at Atlanta (10/20):** Started at outside linebacker...played 35 defensive snaps (64 percent)...recorded two assisted tackles and one QB hit...**vs. San Francisco (10/13):** Started at outside linebacker... recorded five tackles (two solo)...**at Seattle (10/3):** finished with one assisted tackle and one quarterback hit in 41 defenseive snaps (55 percent) played...**vs. Tampa Bay (9/29):** Played 37 defensive snaps (50 percent)...posted three total tackles (one solo)...recorded one quarterback hit...**at Cleveland (9/22):** Added three tackles (two solo) and one pass defensed...played 36 defensive snaps (50 percent) and nine special teams plays (38 percent)...**vs. New Orleans (9/15):** Contributed one solo tackle on defense...played 34 defensive snaps (52 percent) and 11 special teams plays (41 percent)...**at Carolina (9/8):** Played 33 defensive snaps (49 percent)...recorded one solo tackle...added one forced fumble and one fumble recovery...marked his fifth-career forced fumble and third-career fumble recovery.

2018 SEASON: Played in 16 games with 14 starts...finished with a career-high 39 tackles (24 solo) and 3.0 sacks...had one interception returned for a touchdown and one fumble recovered for a touchdown in the same game...recovered a total of two fumbles, while forcing three...**at Oakland (9/10):** Started at outside linebacker...recorded four tackles (three solo)...posted three tackles for loss...**vs. Arizona (9/16):** Started at outside linebacker...recorded one solo tackle and 1.0 sack, his first of the season and third of his career...**vs. Chargers (9/23):** Started and recorded one assisted tackle...added one quarterback hit...**vs. Minnesota (9/27):** Started and recorded two tackles (one solo)... **at Seattle (10/7):** Started and recorded four total tackles (two solo) on defense...added one special teams tackle...**at Denver (10/14):** Started at outside linebacker...recorded two tackles (one solo)... forced one fumble, his second-career forced fumble...**at San Francisco (10/21):** Started at outside linebacker...recorded three solo tackles...added his second sack of the season, bringing his career total to 4.0...forced one fumble, his second of the season... **vs. Green Bay (10/28):** Started at outside linebacker...recorded four tackles (two solo)...**at New Orleans (11/4):** Started at outside linebacker...recorded two solo tackles...forced one fumble...**vs. Seattle (11/11):** Started at outside linebacker...finished with three tackles (two solo)...**vs. Kansas City (11/19):** Recorded three total tackles (two solo), recorded 1.0 sack, one fumble recovery and one pick-six...the first player since 1982 to record all of those stats in a single game...added a touchdown on a fumble recovery...**at Detroit (12/2):** Started at outside linebacker...recorded two solo tackles...recovered one fumble...**at Chicago (12/9):** Started at outside linebacker...recorded two solo tackles... **vs. Philadelphia (12/16):** Played 41 defensive and 14 special teams snaps... recorded three assisted tackles on defense...**vs. Arizona (12/23):** Started at outside linebacker...played 20 defensive snaps and seven special teams snaps...did not record any stats...**vs. San Francisco (12/30):** Started at outside linebacker...recorded three tackles (one solo)...**Divisional Round vs. Dallas (1/12/19):** Earned first-career playoff start in his second-career postseason appearance...recorded two solo tackles, including one tackle for loss...posted one pass defensed...**Championship Round at New Orleans (1/20/19):** Played on defense and special teams... recorded three total tackles (two solo)...forced one fumble...**Super Bowl LIII (2/3/19):** Started at outside linebacker...recorded three solo tackles...added one special teams tackle.

2017 SEASON: Played in all 16 games and made two starts... finished the regular season with 38 tackles (18 solo), 2.0 sacks and one forced fumble...finished the regular season tied for the team lead in special teams tackles with eight...**vs. Indianapolis (9/10):** Played on defense and special teams...notched four tackles (three solo) on defense...added one special teams tackle...**at New York Giants (11/5):** Saw action on defense and special teams...collected three tackles (two solo)...**vs. Houston (11/12):** Saw action on defense and special teams...earned his first-career sack on Texans QB Tom Savage and caused him to fumble...also had one solo tackle and one hit on the quarterback... **vs. New Orleans (11/26):** Saw action at outside linebacker... recorded two tackles (one solo), including one for loss...added 1.0 sack...**at Arizona (12/3):** Made his first-career start at outside linebacker...notched a season-high seven tackles (three solo)... **vs. Philadelphia (12/10):** Saw action on defense and on special teams...tallied seven tackles (three solo)...**vs. San Francisco (12/31):** Started at outside linebacker...notched three tackles (two solo)...**Wild Card vs. Atlanta (1/6/18):** Saw action on defense and on special teams...registered one tackle.

COLLEGE: Played in 53 games, started 38..had 24.0 sacks in his career to rank sixth in school history...finished with 188 career tackles..one-of-six Eagle co-captains for the 2016 season... received Second-Team All-Big Sky honors in both 2014 and 2015, and first team accolades in 2016...was a Second Team Freshman All-America selection in 2013, in addition, to earning Big Sky All-Academic honors...his 38 career starts were the second-most among defensive players behind linebacker Miquiyah Zamora (45)...played in eight career playoff games and had 23 tackles with 4.5 sacks, an interception, a forced fumble and a fumble recovery...in his four seasons playing for Eastern, the Eagles won 41 games overall and were 28-4 in the Big Sky Conference.

PERSONAL: Name pronounced “eh-BOO-kahm”...graduated from David Douglas High School in 2013...was selected to the All-Mount Hood Conference First Team as a defensive lineman and honorable mention as a tight end...was a two-way starter for the Scots and also played fullback, as a senior in 2012...also competed in basketball and track and field...placed second as a senior in both the javelin (school-record 205-6) and the shot put (personal-best 55-2 1/2) at the State 6A Track Championships... was third at state in the javelin as a sophomore.

SAMSON EBUKAM NFL STATISTICS

REGULAR SEASON

		Tackles						Interceptions					Fumbles		
Year	Team	G/S	Total	Solo	Asst.	Sacks	Yards	Int.	Yards	Long	TD	PD	FF	FR	Yards
2017	Los Angeles Rams	16/2	38	18	20	2.0	21.0	0	0	0	0	0	1	0	0
2018	Los Angeles Rams	16/14	39	24	15	3.0	11.0	1	25	25t	1	1	3	2	11t
2019	Los Angeles Rams	8/3	20	9	11	0.0	0.0	0	0	0	0	2	1	1	0
Totals		**40/19**	**97**	**51**	**46**	**5.0**	**32.0**	**1**	**25**	**25t**	**1**	**3**	**5**	**3**	**11t**

POSTSEASON

		Tackles						Interceptions					Fumbles		
Year	Team	G/S	Total	Solo	Asst.	Sacks	Yards	Int.	Yards	Long	TD	PD	FF	FR	Yards
2017	Los Angeles Rams	1/0	1	1	0	0.0	0.0	0	0	0	0	0	0	0	0
2018	Los Angeles Rams	3/2	8	7	1	0.0	0.0	0	0	0	0	1	1	0	0
Totals		**4/2**	**9**	**8**	**1**	**0.0**	**0.0**	**0**	**0**	**0**	**0**	**1**	**1**	**0**	**0**

Additional Career Statistics: Special Teams Tackles: 2018 regular season (1) 2018 postseason (1), 2017 (8).

SAMSON EBUKAM GAME-BY-GAME

2019 Los Angeles Rams

Game	W/L	P/S	T	S	A	Sk	Yds	Int	Yds	Lg	TD	PD	FF	FR	Yds
at Car 9/8	W	1/0	1	1	0	0.0	0.0	0	0	0	0	0	1	1	0
NO 9/15	W	1/0	1	1	0	0.0	0.0	0	0	0	0	0	0	0	0
at Cle 9/22	W	1/0	3	2	1	0.0	0.0	0	0	0	0	1	0	0	0
TB 9/29	L	1/0	3	1	2	0.0	0.0	0	0	0	0	0	0	0	0
at Sea 10/3	L	1/0	1	0	1	0.0	0.0	0	0	0	0	0	0	0	0
SF 10/13	L	1/1	6	2	4	0.0	0.0	0	0	0	0	0	0	0	0
at Atl 10/20	W	1/1	2	0	2	0.0	0.0	0	0	0	0	0	0	0	0
Cin 10/27	W	1/1	3	2	1	0.0	0.0	0	0	0	0	1	0	0	0
at Pit 11/10															
Chi 11/17															
Bal 11/25															
at Ari 12/1															
Sea 12/8															
at Dal 12/15															
at SF TBD															
Ari 12/29															
Totals	**5-3**	**8/3**	**20**	**9**	**11**	**0.0**	**0.0**	**0**	**0**	**0**	**0**	**2**	**1**	**1**	**0**

2017 Los Angeles Rams

Game	W/L	P/S	T	S	A	Sk	Yds	Int	Yds	Lg	TD	PD	FF	FR	Yds
Ind 9/10	W	1/0	4	1	3	0.0	0.0	0	0	0	0	0	0	0	0
Was 9/17	L	1/0	1	1	0	0.0	0.0	0	0	0	0	0	0	0	0
at SF 9/21	W	1/0	3	0	3	0.0	0.0	0	0	0	0	0	0	0	0
at Dal 10/1	W	1/0	1	0	1	0.0	0.0	0	0	0	0	0	0	0	0
Sea 10/8	L	1/0	0	0	0	0.0	0.0	0	0	0	0	0	0	0	0
at Jax 10/15	W	1/0	2	2	0	0.0	0.0	0	0	0	0	0	0	0	0
Ari 10/22	W	1/0	1	0	1	0.0	0.0	0	0	0	0	0	0	0	0
at NYG 11/5	W	1/0	3	2	1	0.0	0.0	0	0	0	0	0	0	0	0
Hou 11/12	W	1/0	1	1	0	1.0	10.0	0	0	0	0	0	1	0	0
at Min 11/19	L	1/0	2	2	0	0.0	0.0	0	0	0	0	0	0	0	0
NO 11/26	W	1/0	2	1	1	1.0	11.0	0	0	0	0	0	0	0	0
at Ari 12/3	W	1/0	7	3	4	0.0	0.0	0	0	0	0	0	0	0	0
Phi 12/10	L	1/0	7	3	4	0.0	0.0	0	0	0	0	0	0	0	0
at Sea 12/17	W	1/0	1	0	1	0.0	0.0	0	0	0	0	0	0	0	0
at Ten 12/24	W	1/0	0	0	0	0.0	0.0	0	0	0	0	0	0	0	0
SF 12/31	L	1/1	3	2	1	0.0	0.0	0	0	0	0	0	0	0	0
Totals	**11-5**	**16/2**	**38**	**18**	**20**	**2.0**	**21.0**	**0**	**0**	**0**	**0**	**0**	**1**	**0**	**0**

2017 Postseason

Atl 1/6/18*	L	1/0	1	1	0	0.0	0.0	0	0	0	0	0	0	0	0
Totals	**0-1**	**1/0**	**1**	**1**	**0**	**0.0**	**0.0**	**0**	**0**	**0**	**0**	**0**	**0**	**0**	**0**

* Denotes NFC Wild Card Playoff Game

2018 Los Angeles Rams

Game	W/L	P/S	T	S	A	Sk	Yds	Int	Yds	Lg	TD	PD	FF	FR	Yds
at Oak 9/10	W	1/1	4	3	1	0.0	0.0	0	0	0	0	0	0	0	0
Ari 9/16	W	1/1	1	1	0	1.0	7.0	0	0	0	0	0	0	0	0
LAC 9/23	W	1/1	1	0	1	0.0	0.0	0	0	0	0	0	0	0	0
Min 9/27	W	1/1	2	1	1	0.0	0.0	0	0	0	0	0	0	0	0
at Sea 10/7	W	1/1	4	2	2	0.0	0.0	0	0	0	0	0	0	0	0
at Den10/14	W	1/1	2	1	1	0.0	0.0	0	0	0	0	0	1	0	0
at SF 10/21	W	1/1	3	3	0	1.0	1.0	0	0	0	0	0	1	0	0
GB 10/28	W	1/1	4	2	2	0.0	0.0	0	0	0	0	0	0	0	0
at NO 11/4	L	1/1	2	2	0	0.0	0.0	0	0	0	0	0	1	0	0
Sea 11/11	W	1/1	3	2	1	0.0	0.0	0	0	0	0	0	0	0	0
KC 11/19	W	1/0	3	2	1	1.0	3.0	1	25	25t	1	1	0	1	11t
at Det 12/2	W	1/1	2	2	0	0.0	0.0	0	0	0	0	0	0	1	0
at Chi 12/9	L	1/1	2	2	0	0.0	0.0	0	0	0	0	0	0	0	0
Phi 12/16	L	1/0	3	0	3	0.0	0.0	0	0	0	0	0	0	0	0
at Ari 12/23	W	1/1	0	0	0	0.0	0.0	0	0	0	0	0	0	0	0
SF 12/30	W	1/1	3	1	2	0.0	0.0	0	0	0	0	0	0	0	0
Totals	**13-3**	**16/14**	**39**	**24**	**15**	**3.0**	**11.0**	**1**	**25**	**25t**	**1**	**1**	**3**	**2**	**11t**

2018 Postseason

Dal 1/12/19 *	W	1/1	2	2	0	0.0	0.0	0	0	0	0	1	0	0	0
at No 1/20/19 ^	W	1/0	3	2	1	0.0	0.0	0	0	0	0	0	1	0	0
NE 2/3/19 !	L	1/1	3	3	0	0.0	0.0	0	0	0	0	0	0	0	0
Totals	**2-1**	**3/2**	**8**	**7**	**1**	**0.0**	**0.0**	**0**	**0**	**0**	**0**	**1**	**1**	**0**	**0**

* Denotes NFC Divisional Playoff Game, ^ Denotes NFC Championship. ! Denotes Super Bowl LIII

73 DAVID EDWARDS

Tackle // Wisconsin // Downers Grove, Ill.

Ht./Wt.: 6-6/308
NFL Exp.: Rookie
GP/GS, (Playoffs): 8/2, (0/0)
Birth Date: 3/20/1997
Acquired: D5-2019 (No. 169)

TRANSACTIONS: Selected by the Rams in the fifth round (169th overall) of the 2019 NFL Draft (4/27/18).

2019 SEASON: Made his NFL debut on special teams in a Week 1 win at Carolina...made first career start in Week 7 win at Atlanta...**vs. Cincinnati (10/27):** Started at guard...helped provide a pocket for QB Jared Goff and WR Cooper Kupp to connect for 220 yards...**at Atlanta (10/20):** Started at right guard...helped provide a pocket for QB Jared Goff to throw for 268 yards and two touchdowns, without giving up a sack...**vs. San Francisco (10/13):** Played one special teams snap...**at Seattle (10/3):** Played six special teams snaps (19 percent)...**vs. Tampa Bay (9/29):** Played seven special teams snaps (18 percent)...**at Cleveland (9/22):** Played five special teams plays...**vs. New Orleans (9/15):** Played five special teams snaps...**at Carolina (9/8):** Played seven special teams snaps.

COLLEGE: Played in 37 games, with 31 starts at right tackle at Wisconsin...former high school quarterback began career at UW as a tight end before moving to offensive line prior to start of training camp in 2016...elected to forgo senior season and declare for 2019 NFL Draft...earned third letter after starting 10 games at right tackle as a junior in 2018...missed final three games of season due to injury...key cog in Badger rushing attack that led the Big Ten and ranked No. 6 nationally, averaging 273.4 yards per game...helped Badgers average 6.2 yards per rushing attempt, the fourth-best mark nationally...as a sophomore in 2017, started all 14 games at right tackle...earned second letter...heltped pave the way for RB Jonathan Taylor as he set FBS freshman rushing record with 1,977 yards...as an offensive line unit, allowed just 1.5 sacks per game, which led the Big Ten...Badgers finished the 2017 season ranked second in Big Ten in rushing offense (222.9 yards per game) and third in total offense (415.0 ypg)...earned first letter after playing in 13 games with seven starts at right tackle as a redshirt freshman in 2016...part of an offensive line that helped Badgers rush for 203.1 yards per game...redshirted as a true freshman in 2015.

PERSONAL: Served as a volunteer coach and food pantry helper...majored in finance, investment and banking...parents are David and Pamela Edwards...father played football at Indiana...cousin, Garrett Edwards, played football at Illinois...great uncle, Ron Leoni, played football at Illinois.

Edwards' Career Games/Starts:

Year	Teams	GP/GS
2019	Los Angeles Rams	8/2
Totals		**8/2**

71 BOBBY EVANS

Tackle // Oklahoma // Allen, Texas

Ht./Wt.: 6-4/312
NFL Exp.: Rookie
GP/GS, (Playoffs): 2/0, (0/0)
Birth Date: 3/24/1997
Acquired: D3C-2019 (No. 97)

TRANSACTIONS: Selected by the Rams in the third round (97th overall) of the 2019 NFL Draft (4/26/19).

2019 SEASON: Made the Rams 53-man roster following training camp...made NFL debut in Week 7 win at Atlanta...**vs. Cincinnati (10/27):** Played four special teams snaps...**at Atlanta (10/20):** Played four offensive plays (five percent) and 10 special teams snaps (29 percent)...**vs. San Francisco (10/13):** Declared inactive...**at Seattle (10/3):** Declared inactive...**vs. Tampa Bay (9/29):** Declared inactive...**at Cleveland (9/22):** Declared inactive...**vs. New Orleans (9/15):** Declared inactive...**at Carolina (9/8):** Declared inactive.

COLLEGE: In his fourth year on campus in 2018, started all 14 games at left tackle after moving over from right tackle in the offseason...named a second-team All-Big 12 selection by league's coaches and media...part of an offensive line unit that won the Joe Moore Award...honorable mention All-Big 12 selection by league's coaches...in 2017, started all 14 games at right tackle...an Academic All-Big 12 Second Team honoree...as a redshirt freshman in 2016, named an honorable mention All-Big 12 pick by league's coaches...an academic All-Big 12 First-Team honoree...did not play in opener against ULM and then started final 12 games at right tackle...played 594 snaps and allowed two sacks...redshirted as a true freshman in 2016.

PERSONAL: His father, Bobby Joe Evans was the 1994-95 Texas Gatorade High School Player of the Year in basketball and played at OU...brother, Tay played linebacker at OU during 2015 and 2016 seasons...majored in human relations.

Evan's Career Games/Starts:

Year	Teams	GP/GS
2019	Los Angeles Rams	2/0
Totals		**2/0**

81 GERALD EVERETT

Tight End // South Alabama // Decatur, Ga.

Ht./Wt.: 6-3/240
NFL Exp.: 3rd (3rd Rams)
GP/GS, (Playoffs): 40/4, (4/1)
Birth Date: 6/25/1994
Acquired: D2-2017 (No. 44)

TRANSACTIONS: Selected by the Rams in the second round (44th overall) of the 2017 NFL Draft (4/29/17).

PRO: Third-year pro, has played in all 40 regular season games and four postseason contests for the Rams since being drafted in 2017...tallied 861 yards receiving on 75 receptions with seven touchdowns, including his first multi-touchdown game in a 2018 Week 11 win vs. the Chiefs...posted three career rushing attempts for 29 yards.

2019 SEASON: Third-year professional has played in all eight 2019 contests with two starts through Week 9...has 26 receptions for 297 yards on the year...recorded his first 100-plus receiving yard game in a Week 5 contest at Seattle...**vs. Cincinnati (10/27):** Caught two passes for 15 yards...**at Atlanta (10/20):** Caught four passes for 50 yards...scored one touchdown in his return to his hometown of Atlanta...**vs. San Francisco (10/13):** Caught two passes for nine yards...**at Seattle (10/3):** Started at tight end...caught seven passes for a career-best 136 yards receiving, his first 100-yard receiving output of his career...**vs. Tampa Bay (9/29):** Reeled in his 60th career catch...finished the the game with 44 yards and one touchdown on five receptions... **at Cleveland (9/22):** Earned his first start of the season at tight end...caught two passes for 15 yards...**vs. New Orleans (9/15):** Caught three passes for 21 yards...played 50 offensive snaps (71 percent)...**at Carolina (9/8):** Caught one pass for seven yards...played 30 offesnive snaps (39 percent).

2018 SEASON: Played in all 16 games...finished with a season of career-bests in receptions (33), receiving yards (320), touchdowns (three), rushing attempts (two) and rushing yards (16)...**vs. Arizona (9/16):** Saw action at tight end and on special teams...recorded his first catch of the season for 17 yards...**vs. Minnesota (9/27):** Saw action at tight end and on special teams... caught one pass for 13 yards...**at Seattle (10/7):** recorded three receptions...totaled 24 yards receiving...**at Denver (10/14):** Posted two receptions for 24 yards (12.0 yards per reception)... **vs. Green Bay (10/28):** Caught one pass for a 22-yard gain...**at New Orleans (11/4):** Caught three passes for 48 yards...added one additional reception on a successful two-point conversion... **vs. Seattle (11/11):** Caught two passes for 15 yards...hauled in a 10-yard touchdown reception, his first score of the 2018 season... **vs. Kansas City (11/19):** Caught three passes for 49 yards and two touchdowns...his first career multi-touchdown game...scored the game-winning touchdown, a 40-yard touchdown strike from QB Jared Goff...**at Detroit (12/2):** Caught one pass for seven yards...played two special teams snaps...**at Chicago (12/9):** Played 36 offensive snaps and one special teams play...caught four passes for 29 yards (7.3 yards/reception)...**vs. Philadelphia (12/16):** Played 34 offensive snaps...caught a career-high five passes for 46 yards...**vs. Arizona (12/23):** Matched a career-high five receptions for 28 yards (5.6 yards/reception)...added two rushing attempts for 16 yards, including a 12-yard long... **Divisional Round vs. Dallas (1/12/19):** Played 34 offensive snaps...did not record any statistics...**Championship Round at New Orleans (1/20/19):** Earned his first-career postseason start in third-career playoff contest...caught two passes for 50 yards, including a 39-yarder...**Super Bowl LIII (2/3/19):** Played 44 offensive snaps...did not record any statistics.

2017 SEASON: Appeared in all 16 games and made two starts... finished the regular season with 16 receptions for 244 yards and two touchdowns...his 69-yard reception in Week 2 was the longest by a rookie tight end since 1992...**vs. Indianapolis (9/10):** Started at tight end in his first NFL game...notched one reception for 39 yards...**vs. Washington (9/17):** Played on offense...hauled in a 69-yard reception from QB Jared Goff...marked the second longest reception by a tight end in the NFL in 2017 (Atlanta's TE Austin Hooper registered an 88-yard reception in Week 1)...the reception is the longest by a rookie tight end in the NFL since Tampa Bay's Tyji Armstrong had an 81-yard reception vs. the L.A. Rams (12/6/92)...he added a 24-yard reception and finished the day leading the team in receiving yards with three catches for 95 yards...**at Jacksonville (10/16):** Saw action at tight end... scored his first career touchdown on a 4-yard reception fro QB Jared Goff...**at New York Giants (11/5):** Saw action at tight end... reeled in a 44-yard reception...only rookie with two 40-plus yard receptions this season...**Week 17 vs. San Francisco (12/31):** Saw action at tight end...recorded three receptions for 16 yards... **Wild Card vs. Atlanta (1/6/18):** Saw action at tight end and reeled in a four-yard reception.

COLLEGE: A semifinalist for the John Mackey Award presented to the top tight end in the nation following his senior season in 2016...named first-team all-Sun Belt Conference...also earned first-team all-Sun Belt honors from Phil Steele Publications... tied for the team lead with 49 receptions, and was second on the squad with 717 yards receiving and four touchdown catches... finished the year tied for third among tight ends in the country in receiving yards per game and was tied for seventh in catches per contest...ended up sixth in the league in both categories as well... had a game-high 103 yards on five catches - including a 79-yard touchdown reception on the Jaguars' second play of the second half - to help the program to its first ever victory over a nationally-ranked opponent in a 42-24 defeat of No. 19 San Diego State... followed up with a single game-best 125 yards on five receptions against SBC co-champion Arkansas State to become first player in school history to have 100-plus yards receiving in consecutive outings...tied his career-best single game receptions total with eight catches for 95 yards, including the game-winning reception to help lead the Jaguars to a 21-20 win...marked the program's first-ever victory over a Southeastern Conference opponent... as a junior in 2015, earned first-team all-Sun Belt Conference and named to the league's All-Newcomer Team after leading the Jaguars in receptions (41), receiving yards (575), touchdown catches (eight) and total touchdowns scored (12)...ended the campaign ranked sixth nationally among tight ends in receiving yards per game and tied for 11th at the position in the country in catches per contest...tied the school record for touchdown catches in a season…scored a touchdown in seven straight games, the second-longest streak in program history and the longest since moving to the NCAA Football Bowl Subdivision... attended University of Alabama-Birmingham in 2014...in his only season at UAB, caught 17 passes for 292 yards and a score while playing in all 12 games with one start...posted career high eight receptions for 93 yards against Conference USA West Division champion Louisiana Tech...from 2012-13, attended Hutchinson (Kan.) Community College.

PERSONAL: Only played football his senior season at Columbia High...earned all-conference honors...was a three-year letterwinner in basketball and was also a member of the Eagle track and field team...full name is Gerald Rashard Everett...an interdisciplinary studies major.

GERALD EVERETT NFL STATISTICS

REGULAR SEASON

			Receiving					Rushing			
Year	Team	G/S	No.	Yards	Avg.	Long	TD	Att.	Yards	Avg.	Long	TD
2017	Los Angeles Rams	16/2	16	244	15.3	69	2	1	13	13.0	13	0
2018	Los Angeles Rams	16/0	33	320	9.7	40t	3	2	16	8.0	12	0
2019	Los Angeles Rams	8/2	26	297	11.4	33	1	1	0	0.0	0	0
Totals		**40/4**	**75**	**861**	**11.5**	**69**	**7**	**4**	**29**	**7.3**	**13**	**0**

POSTSEASON

			Receiving					Rushing			
Year	Team	G/S	No.	Yards	Avg.	Long	TD	Att.	Yards	Avg.	Long	TD
2017	Los Angeles Rams	1/0	1	4	4.0	4	0	0	0	0.0	0	0
2018	Los Angeles Rams	3/1	2	50	25.0	39	0	0	0	0.0	0	0
Totals		**4/1**	**3**	**54**	**18.0**	**39**	**0**	**0**	**0**	**0.0**	**0**	**0**

GERALD EVERETT GAME-BY-GAME

2019 Los Angeles Rams

			Receiving					Rushing				
Game	W/L	P/S	No.	Yards	Avg.	Long	TD	Att.	Yards	Avg.	Long	TD
at Car 9/8	W	1/0	1	7	7.0	7	0	0	0	0.0	0	0
NO 9/15	W	1/0	3	21	7.0	11	0	0	0	0.0	0	0
at Cle 9/22	W	1/1	2	15	7.5	11	0	1	0	0.0	0	0
TB 9/29	L	1/0	5	44	8.8	15	1	0	0	0.0	0	0
at Sea 10/3	L	1/1	7	136	19.4	32	0	0	0	0.0	0	0
SF 10/13	L	1/0	2	9	4.5	12	0	0	0	0.0	0	0
at Atl 10/20	W	1/0	4	50	12.5	33	1	0	0	0.0	0	0
Cin 10/27	W	1/0	2	15	7.5	11	0	0	0	0.0	0	0
at Pit 11/10												
Chi 11/17												
Bal 11/25												
at Ari 12/1												
Sea 12/8												
at Dal 12/15												
SF TBD												
Ari 12/29												
Totals	**5-3**	**8/2**	**26**	**297**	**11.4**	**33**	**2**	**1**	**0**	**0.0**	**0**	**0**

2017 Los Angeles Rams

			Receiving					Rushing				
Game	W/L	P/S	No.	Yards	Avg.	Long	TD	Att.	Yards	Avg.	Long	TD
Ind 9/10	W	1/1	1	39	39.0	39	0	0	0	0.0	0	0
Was 9/17	L	1/0	3	95	31.7	69	0	0	0	0.0	0	0
at SF 9/21	W	1/0	0	0	0.0	0	0	0	0	0.0	0	0
at Dal 10/1	W	1/0	1	8	8.0	8	0	0	0	0.0	0	0
Sea 10/8	L	1/0	1	8	8.0	8	0	0	0	0.0	0	0
at Jax 10/15	W	1/0	1	4	4.0	0	1	0	0	0.0	0	0
Ari 10/22	W	1/0	0	0	0.0	0	0	0	0	0.0	0	0
at NYG 11/5	W	1/0	1	44	44.0	44	0	1	13	13.0	13	0
Hou 11/12	W	1/1	0	0	0.0	0	0	0	0	0.0	0	0
at Min 11/19	L	1/0	1	8	8.0	8	0	0	0	0.0	0	0
NO 11/26	W	1/0	1	9	9.0	9	0	0	0	0.0	0	0
at Ari 12/3	W	1/0	2	7	3.5	6	1	0	0	0.0	0	0
Phi 12/10	L	1/0	1	6	6.0	6	0	0	0	0.0	0	0
at Sea 12/17	W	1/0	0	0	0.0	0	0	0	0	0.0	0	0
at Ten 12/24	W	1/0	0	0	0.0	0	0	0	0	0.0	0	0
SF 12/3	L	1/0	3	16	5.3	6	0	0	0	0.0	0	0
Totals	**11-5**	**16/2**	**16**	**244**	**15.3**	**69**	**2**	**1**	**13**	**13.0**	**13**	**0**

2017 Postseason

Atl 1/6/18 *	L	1/0	1	4	4.0	4	0	0	0	0.0	0	0
Totals	**0-1**	**1/0**	**1**	**4**	**4.0**	**4**	**0**	**0**	**0**	**0.0**	**0**	**0**

* Denotes NFC Wild Card Playoff Game

2018 Los Angeles Rams

			Receiving					Rushing				
Game	W/L	P/S	No.	Yards	Avg.	Long	TD	Att.	Yards	Avg.	Long	TD
at Oak 9/10	W	1/0	0	0	0.0	0	0	0	0	0.0	0	0
Ari 9/16	W	1/0	1	17	17.0	17	0	0	0	0.0	0	0
LAC 9/23	W	1/0	1	3	3.0	3	0	0	0	0.0	0	0
Min 9/27	W	1/0	1	13	13.0	13	0	0	0	0.0	0	0
at Sea 10/7	W	1/0	3	24	8.0	10	0	0	0	0.0	0	0
at Den 10/14	W	1/0	2	24	12.0	12	0	0	0	0.0	0	0
at SF 10/21	W	1/0	1	-5	-5.0	-5	0	0	0	0.0	0	0
GB 10/28	W	1/0	1	22	22.0	22	0	0	0	0.0	0	0
at NO 11/4	L	1/0	3	48	16.0	20	0	0	0	0.0	0	0
Sea 11/11	W	1/0	2	15	7.5	10t	1	0	0	0.0	0	0
KC 11/19	W	1/0	3	49	16.3	40t	2	0	0	0.0	0	0
at Det 12/2	W	1/0	1	7	7.0	7	0	0	0	0.0	0	0
at Chi 12/9	L	1/0	4	29	7.3	9	0	0	0	0.0	0	0
Phi 12/16	L	1/0	5	46	9.2	20	0	0	0	0.0	0	0
at Ari 12/23	W	1/0	5	28	5.6	9	0	2	16	8.0	12	0
SF 12/30	W	1/0	0	0	0.0	0	0	0	0	0.0	0	0
Totals	**13-3**	**16/0**	**33**	**320**	**9.7**	**40t**	**3**	**2**	**16**	**8.0**	**12**	**0**

2018 Postseason

Dal 1/12/19 *	W	1/0	0	0	0.0	0	0	0	0	0.0	0	0
at NO 1/20/19 ^	W	1/1	2	50	25.0	39	0	0	0	0.0	0	0
NE 2/3/19 !	L	1/0	0	0	0.0	0	0	0	0	0.0	0	0
Totals	**2-1**	**3/1**	**2**	**50**	**25.0**	**39**	**0**	**0**	**0**	**0.0**	**0**	**0**

* Denotes NFC Divisional Playoff Game, ^ Denotes NFC Championship, ! Denotes Super Bowl LIII

56 DANTE FOWLER JR.

Outside Linebacker // Florida // St. Petersburg, Fla.

Ht./Wt.: 6-3/255
NFL Exp.: 5th (2nd Rams)
GP/GS, (Playoffs): 55/15, (6/3)
Birth Date: 8/3/1994
Acquired: T(JAX)-2018

TRANSACTIONS: Traded to the Rams (10/30/18)...originally drafted by the Jacksonville Jaguars in the first round (No. 3 overall) of the 2015 NFL Draft (4/30/2015).

PRO: Fifth-year pro...has appeared in 55 regular season games with 15 starts in addition to six postseason games (three starts)... registered 112 career tackles (82 solo), 22.5 sacks, five forced fumbles and four fumble recoveries...set a career-high in sacks in 2017 with 8.0.

2019 SEASON: I his first full season with Rams in 2019 after joining via trade from Jacksonville in 2018...recorded a career-high 3.0 sacks and a career-high seven tackles in Week 7 win over Atlanta...**vs. Cincinnati (10/27):** Started at outside linebacker...tallied 1.5 sacks for 13.5 yards...added four tackles (three solo), one tackle for loss and a QB hit...**at Atlanta (10/20):** Started at outside linebacker...finished with a team-best seven tackles (six solo)...recorded a career-high 3.0 sacks...tallied three tackles for loss and three quarterback hits...forced one fumble and defensed one pass...**vs. San Francisco (10/13):** Started at outside linebacker...assisted on one tackle while playing 62 snaps (79 percent) defensively...**at Seattle (10/3):** Started at outside linebacker...recorded four tackles (two solo) including one tackle for loss...played 60 defensive snaps (81 percent)... **vs. Tampa Bay (9/29):** Started at outside linebacker...tallied four tackles (one solo) including one tackle for loss...played 63 snaps defensively (85 percent)...**at Cleveland (9/22):** Started at outside linebacker...finished with three tackles (two solo)...added one pass defensed...played 60 snaps (83 percent) defensively... **vs. New Orleans (9/15):** Started at outside linebacker...finished with five total tackles (four solo)...one tackle for loss...played 58 snaps defensively (89 percent)...**at Carolina (9/8):** Started at outside linebacker...collected 2.0 sacks for a total of 17 yards lost...had three quarterback hits...played 55 snaps on defense (82 percent)...**2018 SEASON:** Played all 16 games including the final eight contests as a member of the Rams...started the final six games of the regular season...finished the regular season with 27 total tackles, 4.0 sacks, a pair of forced fumbles and fumble recoveries...**vs. New England (9/16):** Notched one solo tackle, 1.0 sack, one forced fumble and one fumble recovery... **vs. Houston (10/21):** Notched two solo tackles including one for loss and 1.0 sack...**at New Orleans (11/4):** Made his Rams debut...saw action at outside linebacker...recorded one solo tackle, one tackle for loss and one pass deflection...**vs. Seattle (11/11):** Saw action at outside linebacker and one snap on special teams...notched three tackles (two solo), 1.0 sack, one forced fumble and one fumble recovery...his fourth quarter strip sack of Russell Wilson helped maintain the Rams' lead...**at Detroit (12/2):** Started at outside linebacker and saw action on special teams... registered five solo tackles including three for loss, 1.0 sack and one quarterback hit...**vs. San Francisco (12/30):** Started at outside linebacker and saw action on special teams...collected four solo tackles and one quarterback hit...**Divisional Round vs. Dallas (1/12/19):** Started at outside linebacker and saw action on special teams...recorded three tackles (two solo) including one for loss, 1.0 sack and one quarterback hit...**Championship Round at New Orleans (1/20/19):** Started at outside linebacker and saw action on special teams...tallied five tackles (two solo) including one tackle for loss...added 0.5 sack and two quarterback hits, including a hit on QB Drew Brees forcing an interception by S John Johnson III...**Super Bowl LIII (2/3/19):** Started at outside linebacker and saw action on special teams...notched four solo tackles, including two tackles for loss..

2017 SEASON: Collected 21 tackles (18 solo) including seven for loss, a career-high 8.0 sacks, two forced fumbles and two fumble recoveries...**at Houston (9/10):** Registered three solo tackles, 1.0 sack, one forced fumble and one fumble recovery in his season debut...**vs. Baltimore (9/24):** Totaled two solo tackles and 1.0 sack...**vs. New York Jets (10/1):** Tallied three solo tackles, 1.0 sack and one forced fumble...**at Indianapolis (10/22):** Notched four tackles (three solo) including one for loss and 1.5 sacks...**at Cleveland (11/19):** Collected one solo tackle, 1.0 sack and one fumble recovery...**vs. Houston (12/17):** Tallied two solo tackles including one for loss and 1.0 sack...**at Tennessee (12/31):** Registered two tackles and 0.5 sack...**vs. Buffalo (1/7):** Played in his first career playoff game...notched one solo tackle...**at New England (1/21):** Recorded three solo tackle and 2.0 sacks.

2016 SEASON: Played in all 16 games with one start, recorded 32 tackles and 4.0 sacks...**vs. Green Bay (9/11):** Made his NFL debut and first career start in the Jaguars season opener... recorded three tackles (two solo) and a tackle for loss...**at San Diego (9/18):** Totaled a career-high six tackles (five solo) including two for loss and 2.0 sacks...**at Kansas City (11/6):** Tallied four tackles (one solo) and 0.5 sack...**vs. Denver (12/4):** Notched four solo tackles including one for loss...**vs. Tennessee (12/24):** Registered two solo tackles, 1.0 sack and two pass deflections...**at Indianapolis (1/1):** Totaled one tackle, 0.5 sacks and one pass deflection.

2015 SEASON: Suffered torn ACL in Jaguars rookie mini-camp and was placed on injured reserve on 8/29/15.

COLLEGE: Declared for the NFL Draft following his junior season...played in 37 games with 25 starts...career totals included 140 tackles (73 solo), 34 tackles for loss, 14.5 sacks, five forced fumbles, two fumble recoveries and two passes defensed... started the final 24 games of his career...served as a team captain his junior season and two games as a sophomore.

PERSONAL: Attended Lakewood Senior (St. Petersburg, Fla.) High School, where he played for Head Coach Cory Moore... five-star prospect ranked as the No. 3 weakside defensive side and No. 28 recruit overall by Rivals.com...ranked in the Rivals100 national list (No. 28), as well as the ESPN 150 national list (No. 71)...named an Honorable Mention All-American by Sports Illustrated...also competed as a shot putter, recording a top-throw of 14.32 meters...son of Lanora and Dante Fowler Sr....has two younger brothers, Donterio and Cam'Ron.

DANTE FOWLER JR. NFL STATISTICS

REGULAR SEASON

			Tackles						Interceptions				Fumbles		
Year	Team	G/S	Total	Solo	Asst.	Sacks	Yards	Int.	Yards	Long	TD	PD	FF	FR	Yards
2015	Jacksonville Jaguars					Injured Reserve									
2016	Jacksonville Jaguars	16/1	32	23	9	4.0	26.5	0	0	0	0	5	0	0	0
2017	Jacksonville Jaguars	16/0	21	18	3	8.0	49.0	0	0	0	0	0	2	2	0
2018	Jaguars/Rams	15/6	27	21	6	4.0	34.0	0	0	0	0	1	2	2	0
2019	Los Angeles Rams	8/8	32	20	12	6.5	52.5	0	0	0	0	2	1	0	0
Total		**55/15**	**112**	**82**	**30**	**22.5**	**162.0**	**0**	**0**	**0**	**0**	**8**	**5**	**4**	**0**

POSTSEASON

			Tackles						Interceptions				Fumbles		
Year	Team	G/S	Total	Solo	Asst.	Sacks	Yards	Int.	Yards	Long	TD	PD	FF	FR	Yards
2017	Jacksonville Jaguars	3/0	5	5	0	2.0	4.0	0	0	0	0	1	0	0	0
2018	Los Angeles Rams	3/3	12	8	4	1.5	8.5	0	0	0	0	0	0	0	0
Totals		**6/3**	**17**	**13**	**4**	**3.5**	**12.5**	**0**	**0**	**0**	**0**	**1**	**0**	**0**	**0**

Regular Season Single Game Highs:
Total Tackles – 7, at Atlanta (10/20/19)
Solo Tackles – 6, at Atlanta (10/20/19)
Sacks – 3.0, at Atlanta (10/20/19)

Postseason Single Game Highs:
Total Tackles – 5, at New Orleans (1/20/19, NFC Championship)
Solo Tackles – 4, vs. New England (2/3/19, Super Bowl LIII)
Sacks – 2.0, at New England (1/21/18, AFC Championship)

DANTE FOWLER JR. GAME-BY-GAME

2019 Los Angeles Rams

Game	W/L	P/S	T	S	A	Sk	Yds	Int	Yds	Lg	TD	PD	FF	FR	Yds
at CAR 9/8	W	1/1	2	2	0	2.0	17.0	0	0	0	0	0	0	0	0
NO 9/15	W	1/1	6	4	2	0.0	0.0	0	0	0	0	0	0	0	0
at Cle 9/22	W	1/1	3	2	1	0.0	0.0	0	0	0	0	1	0	0	0
TB 9/29	L	1/1	4	1	3	0.0	0.0	0	0	0	0	0	0	0	0
at Sea 10/3	L	1/1	4	2	3	0.0	0.0	0	0	0	0	0	0	0	0
SF 10/13	L	1/1	1	0	1	0.0	0.0	0	0	0	0	0	0	0	0
at Atl 10/20	W	1/1	7	6	1	3.0	22.0	0	0	0	0	1	1	0	0
Cin 10/27	W	1/1	4	3	1	1.5	13.5	0	0	0	0	0	0	0	0
at Pit 11/10															
Chi 11/17															
Bal 11/25															
at Ari 12/1															
Sea 12/8															
at Dal 12/15															
at SF TBD															
Ari 12/29															
Totals	**5-3**	**8/8**	**32**	**20**	**12**	**6.5**	**52.5**	**0**	**0**	**0**	**0**	**2**	**1**	**0**	**0**

2017 Jacksonville Jaguars

Game	W/L	P/S	T	S	A	Sk	Yds	Int	Yds	Lg	TD	PD	FF	FR	Yds
at Hou 9/10	W	1/0	3	3	0	1.0	6.0	0	0	0	0	0	1	1	0
Ten 9/17	L	1/0	0	0	0	0.0	0.0	0	0	0	0	0	0	0	0
Bal 9/24	W	1/0	2	2	0	1.0	5.0	0	0	0	0	0	0	0	0
at NYJ 10/1	L	1/0	3	3	0	1.0	9.0	0	0	0	0	0	1	0	0
at Pit 10/8	W	1/0	1	1	0	1.0	4.0	0	0	0	0	0	0	0	0
LAR 10/15	L	1/0	0	0	0	0.0	0.0	0	0	0	0	0	0	0	0
at Ind 10/22	W	1/0	4	3	1	1.5	8.0	0	0	0	0	0	0	0	0
Cin 11/5	W	1/0	0	0	0	0.0	0.0	0	0	0	0	0	0	0	0
LAC 11/12	W	1/1	0	0	0	0.0	0.0	0	0	0	0	0	0	0	0
at Cle 11/19	W	1/0	1	1	0	1.0	8.0	0	0	0	0	0	1	0	0
at Ari 11/26	L	1/0	2	2	0	0.0	0.0	0	0	0	0	0	0	0	0
Ind 12/3	W	1/0	0	0	0	0.0	0.0	0	0	0	0	0	0	0	0
Sea 12/10	W	1/0	0	0	0	0.0	0.0	0	0	0	0	0	0	0	0
Hou 12/17	W	1/0	2	2	0	1.0	6.0	0	0	0	0	0	0	0	0
at SF 12/24	L	1/0	1	1	0	0.0	0.0	0	0	0	0	0	0	0	0
at Ten 12/31	L	1/0	2	0	2	0.5	3.0	0	0	0	0	0	0	0	0
Totals	**10-6**	**16/0**	**21**	**18**	**3**	**8.0**	**49.0**	**0**	**0**	**0**	**0**	**0**	**2**	**2**	**0**

2017 Postseason

Game	W/L	P/S	T	S	A	Sk	Yds	Int	Yds	Lg	TD	PD	FF	FR	Yds
Buf 1/7/18 *	W	1/0	1	1	0	0.0	0.0	0	0	0	0	0	0	0	0
at Pit 1/14/18 ^	W	1/0	1	1	0	0.0	0.0	0	0	0	0	1	0	0	0
at NE 1/21/18 #	L	1/0	3	3	0	2.0	4.0	0	0	0	0	0	0	0	0
Totals	**2-1**	**3/0**	**5**	**5**	**0**	**2.0**	**4.0**	**0**	**0**	**0**	**0**	**1**	**0**	**0**	**0**

*Denotes AFC Wild Card Game, ^ Denotes AFC Divisional Game, # Denotes AFC Championship Game

2018 Jacksonville Jaguars

Game	W/L	P/S	T	S	A	Sk	Yds	Int	Yds	Lg	TD	PD	FF	FR	Yds
at NYG 9/9	W						Suspended								
NE 9/16	W	1/0	1	1	0	1.0	8.0	0	0	0	0	0	1	1	0
Ten 9/23	L	1/0	1	1	0	0.0	0.0	0	0	0	0	0	0	0	0
NYJ 9/30	W	1/0	0	0	0	0.0	0.0	0	0	0	0	0	0	0	0
at KC 10/7	L	1/0	1	1	0	0.0	0.0	0	0	0	0	0	0	0	0
at Dal 10/14	L	1/0	1	1	0	0.0	0.0	0	0	0	0	0	0	0	0
Hou 10/21	L	1/0	1	1	0	1.0	8.0	0	0	0	0	0	0	0	0
Phi 10/28	L	1/0	2	1	1	0.0	0.0	0	0	0	0	0	0	0	0
Totals	**3-5**	**7/0**	**7**	**6**	**1**	**2.0**	**16.0**	**0**	**0**	**0**	**0**	**0**	**1**	**1**	**0**

2018 Los Angeles Rams

Game	W/L	P/S	T	S	A	Sk	Yds	Int	Yds	Lg	TD	PD	FF	FR	Yds
at NO 11/4	L	1/0	1	1	0	0.0	0.0	0	0	0	0	1	0	0	0
Sea 11/11	W	1/0	3	2	1	1.0	15.0	0	0	0	0	0	1	1	0
KC 11/19	W	1/1	3	0	3	0.0	0.0	0	0	0	0	0	0	0	0
at Det 12/2	W	1/1	5	5	0	1.0	3.0	0	0	0	0	0	0	0	0
at Chi 12/9	L	1/1	2	2	0	0.0	0.0	0	0	0	0	0	0	0	0
Phi 12/16	L	1/1	2	1	1	0.0	0.0	0	0	0	0	0	0	0	0
at Ari 12/23	W	1/1	0	0	0	0.0	0.0	0	0	0	0	0	0	0	0
SF 12/30	W	1/1	4	4	0	0.0	0.0	0	0	0	0	0	0	0	0
Totals	**5-3**	**8/6**	**20**	**15**	**5**	**2.0**	**18.0**	**0**	**0**	**0**	**0**	**1**	**1**	**1**	**0**

2018 Postseason

Game	W/L	P/S	T	S	A	Sk	Yds	Int	Yds	Lg	TD	PD	FF	FR	Yds
Dal 1/12/19 *	W	1/1	3	2	1	1.0	8.0	0	0	0	0	0	0	0	0
at NO 1/20/19 ^	W	1/1	5	2	3	0.5	0.5	0	0	0	0	0	0	0	0
NE 2/3/19 !	L	1/1	4	4	0	0.0	0.0	0	0	0	0	0	0	0	0
Totals	**2-1**	**3/3**	**12**	**8**	**4**	**1.5**	**8.5**	**0**	**0**	**0**	**0**	**0**	**0**	**0**	**0**

* Denotes NFC Divisional Game, ^ Denotes NFC Championship Game, ! Denotes Super Bowl LIII

2016 Jacksonville Jaguars

Game	W/L	P/S	T	S	A	Sk	Yds	Int	Yds	Lg	TD	PD	FF	FR	Yds
GB 9/11	L	1/1	3	2	1	0.0	0.0	0	0	0	0	0	0	0	0
at SD 9/18	L	1/0	6	5	1	2.0	12.5	0	0	0	0	0	0	0	0
Bal 9/25	L	1/0	1	1	0	0.0	0.0	0	0	0	0	1	0	0	0
Ind 10/2	W	1/0	2	2	0	0.0	0.0	0	0	0	0	1	0	0	0
at Chi 10/16	W	1/0	1	1	0	0.0	0.0	0	0	0	0	0	0	0	0
Oak 10/23	L	1/0	2	2	0	0.0	0.0	0	0	0	0	0	0	0	0
at Ten 10/27	L	1/0	2	0	2	0.0	0.0	0	0	0	0	0	0	0	0
at KC 11/6	L	1/0	4	1	3	0.5	3.0	0	0	0	0	0	0	0	0
Hou 11/13	L	1/0	1	1	0	0.0	0.0	0	0	0	0	0	0	0	0
at Det 11/20	L	1/0	1	1	0	0.0	0.0	0	0	0	0	0	0	0	0
at Buf 11/27	L	1/0	1	0	1	0.0	0.0	0	0	0	0	0	0	0	0
Den 12/4	L	1/0	4	4	0	0.0	0.0	0	0	0	0	0	0	0	0
Min 12/11	L	1/0	1	1	0	0.0	0.0	0	0	0	0	0	0	0	0
at Hou 12/18	L	1/0	0	0	0	0.0	0.0	0	0	0	0	0	0	0	0
Ten 12/24	W	1/0	2	2	0	1.0	8.0	0	0	0	0	2	0	0	0
at Ind 1/1/17	L	1/0	1	0	1	0.5	3.0	0	0	0	0	1	0	0	0
Totals	**3-13**	**16/1**	**32**	**23**	**9**	**4.0**	**26.5**	**0**	**0**	**0**	**0**	**5**	**0**	**0**	**0**

2015 Jacksonville Jaguars

Game	W/L	P/S	T	S	A	Sk	Yds	Int	Yds	Lg	TD	PD	FF	FR	Yds
Car 9/13	L					Placed on IR (8/29/15)									
Mia 9/20	W					Injured Reserve									
at NE 9/27	L					Injured Reserve									
at Ind 10/4	L					Injured Reserve									
at TB 10/11	L					Injured Reserve									
Hou 10/18	L					Injured Reserve									
Buf 10/25	W					Injured Reserve									
at NYJ 11/8	L					Injured Reserve									
at Bal 11/15	W					Injured Reserve									
Ten 11/19	W					Injured Reserve									
SD 11/29	L					Injured Reserve									
at Ten 12/6	L					Injured Reserve									
Ind 12/13	W					Injured Reserve									
Atl 12/20	L					Injured Reserve									
at NO 12/27	L					Injured Reserve									
at Hou 1/3	L					Injured Reserve									
Totals	**5-11**	**0/0**	**0**	**0**	**0**	**0.0**	**0.0**	**0**	**0**	**0**	**0**	**0**	**0**	**0**	**0**

97 MORGAN FOX

Defensive End // CSU Pueblo // Colorado Springs, Colo.

Ht./Wt.: 6-3/275
NFL Exp.: 3rd (4th Rams)
GP/GS, (Playoffs): 28/2, (1/0)
Birth Date: 9/12/1994
Acquired: UDFA-2016

TRANSACTIONS: Signed to the club's active roster from the practice squad (12/15/16)...added to the Rams practice squad (10/13/16)...released (10/11/16)...added to the team's active roster from the practice squad (10/8/16)...signed to the practice squad (9/5/16)...released (9/3/16)...signed with the Los Angeles Rams as an undrafted free agent (5/6/16).

PRO: Third-year pro joined the team as an undrafted free agent following the 2016 NFL Draft...spent the entire 2018 season on injured reserve...played in 28 career regular season games with two starts...amassed 2.5 career sacks.

2019 SEASON: Returns after spending entire 2018 campaign on injured reserve...**vs. Cincinnati (10/27):** Recorded one solo tackle while playing 22 snaps (27 percent) defensively...**at Atlanta (10/20):** Tallied one quarterback hit while playing 22 plays (40 percent) defensively...**vs. San Francisco (10/13):** Assisted on one tackle while playing 24 snaps (31 percent) on defense...**at Seattle (10/3):** Earned second-career start at defensive end...tallied three solo tackles...played 20 defensive snaps (27 percent)...**vs. Tampa Bay (9/29):** Played 19 defensive snaps (26 percent) and seven plays on special teams (18 percent)...**at Cleveland (9/22):** Picked up one tackle while playing 13 snaps (18 percent) at defensive end...played five special teams snaps...**vs. New Orleans (9/15):** Played 16 snaps (25 percent) at defensive end...also contributed on six special teams snaps...**at Carolina (9/8):** Combined for one tackle defensively...played 15 snaps (22 percent) on defense.

2018 SEASON: Placed on injured reserve prior to the start of the 2018 season.

2017 SEASON: Played in all 16 regular season games with one start and saw action in one playoff game...finished the regular season with 24 tackles (15 solo), 2.5 sacks, two tackles for loss and one forced fumble...**vs. Indianapolis (9/10):** Played on defense and special teams...made two solo tackles, including one for loss...tackled Colts QB Jacoby Brissett in the end zone for a safety...**vs. Washington (9/17):** Saw action on defense and special teams...split his first career sack with OLB Robert Quinn on Redskins QB Kirk Cousins...recorded one assisted tackle...**at San Francisco (9/21):** Saw action on defense and special teams...notched one solo tackle for a loss, 1.0 sack and one quarterback hit...**at Jacksonville (10/16):** Saw action on defense and special teams...recorded three tackles (two solo)... added 1.0 sack, one quarterback hit and one forced fumble...**vs. San Francisco (12/31):** Saw action on defense and on special teams...recorded four tackles (three solo)...**Wild Card vs. Atlanta (1/6/18):** Saw action at defensive end...tallied four tackles (three solo) and two quarterback hits.

2016 SEASON: Played in four games as a rookie after spending 13 of the first 14 weeks of the season on the club's practice squad...compiled six tackles (four solo) in addition to one forced fumble and one fumble recovery...**vs. San Francisco (12/24):** Notched three tackles (two solo)...tallied one forced fumble and one fumble recovery...**vs. Arizona (1/1):** Tallied two tackles (one solo).

COLLEGE: Owns the Colorado State-Pueblo record for sacks in a season (17.0) and career (36.0)...totaled 164 career tackles (82 solo), 49.5 tackles for loss, four fumble recoveries, two forced fumbles and 11 break-ups...as a senior in 2015, named a finalist for the Cliff Harris Small College Defensive Player of the Year...honored as the runner-up for the Gene Upshaw Division II Lineman of the Year Award...First Team All-American (Coaches Association)...finished first in the nation in sacks per game with 1.42, while the 128 sack yards was first nationally...finished the season with 52 tackles (32 solo), forced and recovered a fumble and added one pass break-up...member of a Pack defense that finished third nationally in interceptions (24), third in scoring defense (15.8), 11th in rushing defense (94.6), 17th in total defense (308.8), 18th in tackles for loss (8.2) and 19th in sacks per game (3.0)...as a junior in 2013, appeared in 15 games at defensive end for the Pack…recorded 57 total tackles, 27 solo… second on the team with 12.5 sacks…his 18.5 tackles for loss was also second on the squad…as a sophomore in 2013, started in all 12 games...had 45 tackles for an average of 8.5 yards a loss, and 6.0 sacks for 41 yards...as a freshman in 2012, finished the season with 10 tackles.

PERSONAL: Attended Fountain-Fort Carson High School... named a first-team All-Conference selection during his senior year...also an honorable mention All-Conference selection, a first-team All-City selection and an All-State Game selection ...during his senior year, made 112 tackles, 8.0 sacks, five fumble recoveries and two forced fumbles...named the team's defensive MVP and top defensive lineman...also competed in wrestling and lacrosse...son of Joe and Helen Fox and Cathy Antoniou...has four younger siblings, Madi, Marlee, Jack Fox and Theodore Antoniou...Uncles, Oscar and Isaac Wood, competed in wrestling...majored in exercise science.

MORGAN FOX NFL STATISTICS

REGULAR SEASON

			Tackles					Interceptions					Fumbles		
Year	Team	G/S	Total	Solo	Asst.	Sacks	Yards	Int.	Yards	Long	TD	PD	FF	FR	Yards
2016	Los Angeles Rams	4/0	6	4	2	0.0	0.0	0	0	0	0	0	1	1	0
2017	Los Angeles Rams	16/1	24	15	9	2.5	13.5	0	0	0	0	0	1	1	0
2019	Los Angeles Rams	8/1	7	5	2	0.0	0.0	0	0	0	0	0	0	0	0
Totals		**28/2**	**38**	**24**	**14**	**2.5**	**13.5**	**0**	**0**	**0**	**0**	**0**	**2**	**2**	**0**

POSTSEASON

			Tackles					Interceptions					Fumbles		
Year	Team	G/S	Total	Solo	Asst.	Sacks	Yards	Int.	Yards	Long	TD	PD	FF	FR	Yards
2017	Los Angeles Rams	1/0	4	3	1	0.5	1.5	0	0	0	0	0	0	0	0
Totals		**1/0**	**4**	**3**	**1**	**0.5**	**1.5**	**0**	**0**	**0**	**0**	**0**	**0**	**0**	**0**

Additional Career Statistics: Recorded his first NFL score when he tackled Colts QB J. Brissett in the end zone (9/10/17).

MORGAN FOX GAME-BY-GAME

2019 Los Angeles Rams

Game	W/L	P/S	T	S	A	Sk	Yds	Int	Yds	Lg	TD	PD	FF	FR	Yds
at CAR 9/8	W	1/0	1	1	0	0.0	0.0	0	0	0	0	0	0	0	0.0
NO 9/15	W	1/0	0	0	0	0.0	0.0	0	0	0	0	0	0	0	0.0
at Cle 9/22	W	1/0	1	0	1	0.0	0.0	0	0	0	0	0	0	0	0.0
TB 9/29	L	1/0	0	0	0	0.0	0.0	0	0	0	0	0	0	0	0.0
at Sea 10/3	L	1/1	3	3	0	0.0	0.0	0	0	0	0	0	0	0	0.0
SF 10/13	L	1/0	1	0	1	0.0	0.0	0	0	0	0	0	0	0	0.0
at Atl 10/20	W	1/0	0	0	0	0.0	0.0	0	0	0	0	0	0	0	0.0
Cin 10/27	W	1/0	1	1	0	0.0	0.0	0	0	0	0	0	0	0	0.0
at Pit 11/10															
Chi 11/17															
Bal 11/25															
at Ari 12/1															
Sea 12/8															
at Dal 12/15															
at SF TBD															
Ari 12/29															
Totals	**5-3**	**8/1**	**7**	**5**	**2**	**0.0**	**0.0**	**0**	**0.0**	**0**	**0**	**0**	**0**	**0**	**0.0**

2016 Los Angeles Rams

Game	W/L	P/S	T	S	A	Sk	Yds	Int	Yds	Lg	TD	PD	FF	FR	Yds
at SF 9/12	L					Practice Squad									
Sea 9/18	W					Practice Squad									
at TB 9/25	W					Practice Squad									
at Ari 10/2	W					Practice Squad									
Buf 10/9	L	1/0	0	0	0	0.0	0	0	0	0	0	0	0	0	0
at Det 10/16	L					Practice Squad									
NYG 10/23	L					Practice Squad									
Car 11/6	L					Practice Squad									
at NYJ 11/13	W					Practice Squad									
Mia 11/20	L					Practice Squad									
at NO 11/27	L					Practice Squad									
at NE 12/4	L					Practice Squad									
Atl 12/11	L					Practice Squad									
at Sea 12/15	L	1/0	1	1	0	0.0	0	0	0	0	0	0	0	0	0
SF 12/24	L	1/0	3	2	1	0.0	0	0	0	0	0	0	1	1	0
Ari 1/1/17	L	1/0	2	1	1	0.0	0	0	0	0	0	0	0	0	0
Totals	**4-12**	**4/0**	**6**	**4**	**2**	**0.0**	**0**	**0**	**0**	**0**	**0**	**0**	**1**	**1**	**0**

2017 Los Angeles Rams

Game	W/L	P/S	T	S	A	Sk	Yds	Int	Yds	Lg	TD	PD	FF	FR	Yds
Ind 9/10	W	1/0	2	2	0	0.0	0.0	0	0	0	0	0	0	0	0
Was 9/17	L	1/0	1	0	1	0.5	5.5	0	0	0	0	0	0	0	0
at SF 9/21	W	1/0	1	1	0	1.0	5.0	0	0	0	0	0	0	0	0
at Dal 10/1	W	1/0	2	1	1	0.0	0.0	0	0	0	0	0	0	0	0
Sea 10/8	L	1/0	2	2	0	0.0	0.0	0	0	0	0	0	0	0	0
at Jax 10/15	W	1/0	3	2	3	1.0	3.0	0	0	0	0	0	1	0	0
Ari 10/22	W	1/0	0	0	0	0.0	0.0	0	0	0	0	0	0	0	0
at NYG 11/5	W	1/0	2	0	2	0.0	0.0	0	0	0	0	0	0	0	0
Hou 11/12	W	1/0	1	1	0	0.0	0.0	0	0	0	0	0	0	0	0
at Min 11/19	L	1/0	1	1	0	0.0	0.0	0	0	0	0	0	0	0	0
NO 11/26	W	1/0	0	0	0	0.0	0.0	0	0	0	0	0	0	0	0
at Ari 12/2	W	1/0	3	2	1	0.0	0.0	0	0	0	0	0	0	0	0
Phi 12/10	L	1/0	0	0	0	0.0	0.0	0	0	0	0	0	0	0	0
at Sea 12/17	W	1/0	2	0	2	0.0	0.0	0	0	0	0	0	0	1	0
at Ten 12/24	W	1/0	0	0	0	0.0	0.0	0	0	0	0	0	0	0	0
SF 12/31	L	1/1	4	3	1	0.0	0.0	0	0	0	0	0	0	0	0
Totals	**11-5**	**16/1**	**24**	**15**	**9**	**2.5**	**13.5**	**0**	**0**	**0**	**0**	**0**	**1**	**1**	**0**

2017 Postseason

Atl 1/6/18	L	1/0	5	4	1	0.5	1.5	0	0	0	0	0	0	0	0
Totals	**0-1**	**1/0**	**5**	**4**	**1**	**0.5**	**1.5**	**0**	**0**	**0**	**0**	**0**	**0**	**0**	**0**

91 GREG GAINES

Defensive Tackle // Washington // La Habra, Calif.

Ht./Wt.: 6-1/312
NFL Exp.: Rookie
GP/GS, (Playoffs): 3/0, (0/0)
Birth Date: 5/6/1996
Acquired: D4-2019 (No. 134)

TRANSACTIONS: Selected by the Rams in the fourth round (134th overall) of the 2019 NFL Draft (4/27/18).

PRO: Rookie out of Washington...made NFL debut in 2019 Week 2 game against New Orleans.

2019 SEASON: Made NFL debut in Week 2 win over New Orleans...recorded first tackle in Week 5 at Seattle...**vs. Cincinnati (10/27):** Declared inactive...**at Atlanta (10/20):** Declared inactive... **vs. San Francisco (10/13):** Assisted on three tackles while playing 28 snaps (36 percent) on defense...**at Seattle (10/3):** Recorded two tackles while playing 13 snaps defensively...**vs. Tampa Bay (9/29):** Declared inactive...**at Cleveland (9/8):** Declared inactive... **vs. New Orleans (9/15):** Made NFL debut and played three snaps defensively...**at Carolina (9/8):** Declared inactive...**COLLEGE:** Played in 54 games at Washington...totaled 148 tackles (74 solo) in his four seasons of action as a Husky...added 9.5 career sacks, 20.5 tackles for loss, four passes defensed, one fumble recovery and one interception as a collegiate athlete...winner of the 2018 Morris Trophy as the top defensive lineman (as voted by opposing team players) in the Pac-12...played in and started all 14 games as a senior in 2018...finished with a career-high 55 tackles and 25 solo stops...matched a single-season best 3.5 sacks for a career-best 31 yards lost...recorded first career interception vs. Stanford...tied his career high with 10 tackles, including two tackles for loss and 1.0 sack at California...for the third straight season, won the L. Wait Rising Defensive Lineman of the Year award at the UW postseason awards banquet...named to the academic All-Pac-12 Second-Team as a junior in 2017...played in and started all 13 games as a junior...earned Second-Team All-Pac-12 honors...posted 30 tackles (16 solo)...posted 2.5 sacks for 11 yards lost...posted a career-high three passes defensed and recovered the lone fumble of his career...finished the win over Rutgers with four tackles and a career-high two pass break-ups... for the second year in a row, won the L. Wait Rising Lineman of the Year Award at the UW postseason awards banquet...started all 14 games at defensive tackle as a sophomore in 2016...posted a then career-best 35 tackles (21 solo) and established a single-season best 3.5 sacks for 19 yards lost...led UW with seven total tackles, including two for loss, in the win over Portland State... added four tackles, including half of a tackle for loss in the Pac-12 Championship Game win over Colorado...won the first-of-three L. Wait Rising Lineman of the Year Award at the team's postseason banquet...played in all 13 games, with six starts as a redshirt freshman in 2015...earned honorable mention All-Pac-12...made Husky debut in the opener at Boise State...posted 28 tackles (12 solo)...earned first collegiate start at Stanford and recorded two tackles...redshirted as a true freshman in 2014.

PERSONAL: Earned MVP of the Freeway League and first-team All-CIF Southern Section Southwest Division on the defensive line in as a prep in 2013...also earned First-Team All-County from the *Orange County Register* and All-Area honors from the *Whittier Daily News*...earned Third-Team All-State from CalHiSports.com... played running back in short-yardage situations at La Habra High School.

GREG GAINES NFL STATISTICS

REGULAR SEASON

			Tackles				Interceptions					Fumbles			
Year	Team	G/GS	Total	Solo	Asst.	Sacks	Yards	Int.	Yards	Long	TD	PD	FF	FR	Yards
2019	Los Angeles Rams	3/0	5	2	3	0.0	0.0	0	0	0	0	0	0	0	0
Totals		**3/0**	**5**	**2**	**3**	**0.0**	**0.0**	**0**	**0**	**0**	**0**	**0**	**0**	**0**	**0**

GREG GAINES GAME-BY-GAME

2019 Los Angeles Rams

Game	W/L	P/S	T	S	A	Sk	Yds	Int	Yds	Lg	TD	PD	FF	FR	Yds
at CAR 9/8	W							Inactive							
NO 9/15	W	1/0	0	0	0	0	0.0	0	0.0	0	0	0	0	0	0.0
at Cle 9/22	W							Inactive							
TB 9/29	L							Inactive							
at Sea 10/3	L	1/0	2	2	0	0	0.0	0	0.0	0	0	0	0	0	0.0
SF 10/13	L	1/0	3	0	3	0	0.0	0	0.0	0	0	0	0	0	0.0
at Atl 10/20	W							Inactive							
Cin 10/27	W							Inactive							
at Pit 11/10															
Chi 11/17															
Bal 11/25															
at Ari 12/1															
Sea 12/8															
at Dal 12/15															
at SF TBD															
Ari 12/29															
Totals	**5-3**	**3/0**	**5**	**2**	**3**	**0.0**	**0.0**	**0**	**0**	**0**	**0**	**0**	**0**	**0**	**0**

39 JAKE GERVASE

Safety // Iowa // Davenport, Iowa

Ht./Wt.: 6-1/212
NFL Exp.: Rookie
GP/GS, (Playoffs): 1/0, (0/0)
Birth Date: 9/18/1995
Acquired: UDFA-2019

TRANSACTIONS: Signed to the active roster from the practice squad (10/19/19)...signed to the Rams practice squad (9/1/19)... waived by the Rams (8/30/19)...signed by the Rams as an undrafted rookie free agent (5/14/19).

2019 SEASON: Made NFL debut in Week 7 win over Atlanta after spending Weeks 1-6 on the team's practice squad...**vs. Cincinnati (10/27):** Declared inactive...**at Atlanta (10/20):** Played one snap on defense and 13 special teams plays (38 percent).

COLLEGE: Played 44 games in his Hawkeye career...posted 153 tackles (85 solo), 20 passes defensed, seven interceptions returned for 79 yards, four tackles for loss and one forced fumble...in 2018, as a senior, led the team in tackles with 89 (49 solo)...tied for second in the Big Ten and ranked 16th nationally with four interceptions...tied for the team lead with seven passes defensed and four interceptions...an Academic All-Big Ten honoree...honorable mention All-Big Ten by league coaches and media...named team captain for the defense...as a junior in 2017, collected 58 tackles (31 solo)...added three interceptions and six pass break-ups...an Academic All-Big Ten honoree and Big Ten Distinguished Scholar Award recipient...in 2016, as a sophomore, saw action in all 13 games, primarily on special teams...recorded four solo tackles...an Academic All-Big Ten honoree...given the team hustle award for his special teams efforts...as a redshirt freshman in 2015, played in five games and recorded two tackles (one solo)...redshirted as a true freshman in 2014 after joining the program as a walk-on.

PERSONAL: The son of Sheila and Steve Gervase...high school coach was Wade King...majored in finance at Iowa.

JAKE GERVASE NFL STATISTICS

REGULAR SEASON

			Tackles					Interceptions					Fumbles		
Year	Team	G/GS	Total	Solo	Asst.	Sacks	Yards	Int.	Yards	Long	TD	PD	FF	FR	Yards
2019	Los Angeles Rams	1/0	0	0	3	0.0	0.0	0	0	0	0	0	0	0	0
Totals		**1/0**	**0**	**0**	**0**	**0.0**	**0.0**	**0**	**0**	**0**	**0**	**0**	**0**	**0**	**0**

JAKE GERVASE GAME-BY-GAME

2019 Los Angeles Rams

Game	W/L	P/S	T	S	A	Sk	Yds	Int	Yds	Lg	TD	PD	FF	FR	Yds
at CAR 9/8	W						Practice Squad								
NO 9/15	W						Practice Squad								
at Cle 9/22	W						Practice Squad								
TB 9/29	L						Practice Squad								
at Sea 10/3	L						Practice Squad								
SF 10/13	L						Practice Squad								
at Atl 10/20	W	1/0	0	0	0	0.0	0.0	0	0	0	0	0	0	0	0
Cin 10/27	W						Inactive								
at Pit 11/10															
Chi 11/17															
Bal 11/25															
at Ari 12/1															
Sea 12/8															
at Dal 12/15															
at SF TBD															
Ari 12/29															
Totals	**5-3**	**1/0**	**0**	**0**	**0**	**0.0**	**0.0**	**0**	**0**	**0**	**0**	**0**	**0**	**0**	**0**

16 JARED GOFF

Quarterback // California // Novato, Calif.

Ht./Wt.: 6-4/222
NFL Exp.: 4th (4th Rams)
GP/GS, (Playoffs): 46/46, (4/4)
Birth Date: 10/14/1994
Acquired: D1-2016 (No. 1)

TRANSACTIONS: Selected by Los Angeles in the first round (1st overall) of the 2016 NFL Draft (4/28/16).

PRO: Fourth-year professional, originally drafted No. 1 overall in 2016...started all 46 regular season games and four postseason contests played in first three-plus NFL seasons...amassed 11,948 career yards passing with 76 touchdowns...named to the Pro Bowl following the 2017 and 2018 seasons.

2019 SEASON: Starting quarterback for season opener for third-consecutive season...reached 10,000 career passing yards in Week 2 win over New Orleans...threw for a career-high 517 yards in Week 4 against Tampa Bay...**vs. Cincinnati (10/27):** Completed 17-of-31 passes for 372 yards...threw two touchdowns, including a 65-yard completion to WR Cooper Kupp...threw for over 300 yards for the third time in 2019 season...passer rating of 119.3 was eighth-highest in his career...**at Atlanta (10/20):** Completed 22-of-37 passes for 268 yards...threw two touchdowns while also rushing for one...led L.A.'s passing attack that saw seven different players catch a pass on offense...**vs. San Francisco (10/13):** Completed 13-of-24 passes for 78 yards...**at Seattle (10/3):** Completed 29-of-49 passes for 395 yards...connected with WR Cooper Kupp for a touchdown...passed Sam Bradford for seventh place on L.A.'s All-Time Passing Yards leaderboard... **vs. Tampa Bay (9/29):** Completed 45-of-68 passes for a career-high 517 yards...tossed two touchdowns, including his 14th to WR Cooper Kupp...**at Cleveland (9/8):** Completed 24-of-38 passes for 269 yards and two touchdowns...connected with WR Cooper Kupp for a pair of touchdowns, giving Kupp 13 TDs, Goff's most with any receiver...moved to 6-1 all-time against fellow No. 1 drafted QBs after defeating Browns QB Baker Mayfield...**vs. New Orleans (9/15):** Completed 19-of-28 passes for 283 yards and a touchdown...112.6 quarterback rating...reached 10,000 career passing yard mark, becoming the 14th quarterback since 1950 to reach the milestone in first 40 starts...connected with WR Cooper Kupp for a 66-yard completion in the fourth quarter that was his longest completion since linking up with Kupp for a 70-yard reception in Week 4 of 2018...increased career passing yardage against New Orleans to 1,242, his most against a single opponent...**at Carolina (9/8):** Completed 23-of-39 passes for 186 yards, one touchdown and one interception...interception was the first of his career in a season opener...moved to 5-1 all-time against fellow No. 1 picked QBs after defeating Cam Newton in the contest.

2018 SEASON: Started all 16 regular season games and three postseason contests, including Super Bowl LIII...set career-bests across the board including passing yards (4,688), touchdowns (32), completion percentage (64.9) and passer rating (101.1)... named NFC Offensive Player of the Week for his Week 4 performance against the Vikings in which he threw for a career-high 465 yards and five touchdowns...later named NFC Offensive Player of the Month for September...selected to his second consecutive Pro Bowl...led offense that ranked in the top three in the NFL in points per game (2nd), total net yardage (2nd), net passing yards per play (t-3rd) and pass yards per attempt (4th)... his 4,688 passing yards were the second-most in a single season in franchise history...his 32 passing touchdowns were the third-most in a single season in Rams history...**at Oakland (9/10):** Completed 18-of-33 passes for 233 yards, two touchdowns and no interceptions for a 97.2 passer rating...his fifth career road start with zero interceptions and at least two passing touchdowns...**vs. Arizona (9/16):** Completed 24-of-32 passes for 354 yards, one touchdown and one interception...his 108.1 passer rating was the seventh-highest mark of his career...**vs. Chargers (9/23):** Completed 29-of-36 passes for 354 yards, three touchdowns and one interception...his 123.8 passer rating was the fourth highest of his career...became the third player in league history to throw for at least 350 yards and complete 75 percent of his passes in consecutive weeks...also added three rushes for 14 yards...**vs. Minnesota (9/27):** Completed 26-of-33 passing attempts for a career-high 465 yards and five touchdowns with zero interceptions...posted a season-long 70-yard completion... his 158.3 passer rating was a new personal best...became the third quarterback in league history to post a perfect passer rating with at least 30 passing attempts in a single game...logged his first career 400-plus passing yard game and eighth career 300-plus passing yard game (fourth-most in franchise history)...his 465 passing yards were the third highest single-game passing total in franchise history...his four first half touchdown passes and five total touchdown passes tied Kurt Warner (10/10/99) for the most in franchise history...tied a league record with three consecutive games of at least 350 passing yards while completing at least 75 percent of his passes...also tallied two rushing attempts for seven yards...**vs. Green Bay (10/28):** Completed 19-of-35 passes for 295 yards and three touchdowns for a 111.0 passer rating... recorded his 50th career passing touchdown...his second game of the season with at least three touchdowns and zero interceptions and the sixth of his career...helped lead the team back from a 10-point deficit late in the first half...added five rushes for seven yards...**at New Orleans (11/4):** Completed 28-of-40 passes for 391 yards, three touchdowns and one interception for a 115.7 passer rating...his fifth game of the season (10th career) with at least 300 passing yards and fourth game (eighth career) with at least three passing touchdowns...completed at least 70 percent of his pass attempts for the sixth time this season...added three rushes for 17 yards...**vs. Seattle (11/11):** Completed 28-of-39 passes for 318 yards and two touchdowns for a 113.0 passer rating... his sixth game of the season and 11th career game with at least 300 passing yards...added three rushes for three yards... **vs. Kansas City (11/19):** Completed 31-of-49 passes for 413 yards, four touchdowns and a 117.1 passer rating...compiled 400-plus passing yards for the second time in his career...marked his fourth career game with at least four touchdown passes...passed Billy Wade (56) for ninth place on the Rams all-time passing touchdown leaders list...added four rushes for six yards and one rushing touchdown...his first rushing touchdown of the season and third of his career...**vs. Philadelphia (12/16):** Completed a career-high 35-of-53 passes for 339 yards and a 75.9 passer rating....tallied his eighth game with 300-plus passing yards on the season (13th career)...moved into fifth place on the Rams'

all-time single-season passing yards list (4,273 yards)...added two rushes for 11 yards...**at Arizona (12/23):** Completed 19-of-24 passes for 216 yards, one touchdown and a 118.1 passer rating... passed Pat Haden (9,296) for ninth place and Vince Ferragamo (9,376) for eighth place on the Rams all-time passing leaders list...ranks second in franchise history in passing yards in a single season (4,489)...added two rushes for six yards and one rushing touchdown (second of season, fourth of career)...**vs. San Francisco (12/30):** Completed 15-of-26 passes for 199 yards, four touchdowns and a 121.6 passer rating...his third game of the season with at least four touchdown passes (fifth career)...became the fourth quarterback in franchise history to throw for at least 30 touchdowns in a season, joining Vince Ferragamo (30, 1980), Jim Everett (31, 1988), Kurt Warner (36, 2001 and 41, 1999)... his 32 touchdowns lifted him past Jim Everett (31, 1988) for the third-most in franchise history...his 364 completions passed Sam Bradford (354, 2010) for the third-most single-season completions in franchise history...**Divisional Round vs. Dallas (1/12/19):** Completed 15-of-28 passes for 186 yards and a 74.4 passer rating...added six rushes for 12 yards with a long of 11 yards on a third-and-seven to seal the win...**Championship Round at New Orleans (1/20/19):** Completed 25-of-40 passes for 297 yards, one touchdown and an 83.0 passer rating...set new career postseason highs in completions, completion percentage, passing yards and passer rating...added three carries for 10 yards...**Super Bowl LIII (2/3/19):** Completed 19-of-38 passes for 229 yards and a 57.9 passer rating...passed Marc Bulger (944) and Bob Waterfield (965) for fourth place on the Rams postseason passing leaders list.

2017 SEASON: Started all 15 games played...finished the regular season 296-for-477, 3,804 passing yards, 28 touchdowns, seven interceptions and a passer rating of 100.5...earned NFC Offensive Player of the Week honors for his Week 9 performance...named a Pro Bowl first alternate... led team that ranked in the top five in the NFL in points per game (1st), passing percent had intercepted (2nd), passing net yards per play (4th) and yards per play (5th)... his 3,804 passing yards are the ninth-most by a Rams quarterback in a single season in franchise history...on the road, Goff completed 148 passes for 1,848 yards, 18 touchdowns, and two interceptions for 109.8 passer rating...his 28 passing touchdowns passed Roman Gabriel (25) for the sixth-most passing touchdowns in a season in franchise history...**vs. Indianapolis (9/10):** Completed 21-of-29 passes for 306 yards and a touchdown, for a 117.9 passer rating, while picking up his first career win as a starter... **at San Francisco (9/21):** Completed 22-of-28 passes for 292 yards, three touchdowns and no interceptions for a 145.8 passer rating...established a personal best in completion percentage (78.6)...**vs. Arizona (10/22):** Completed 22-of-37 passes for 235 yards, two touchdowns (one rushing)...**at New York Giants (11/5):** Completed 14-of-22 passes for 311 yards and four touchdowns for a career-high passer rating of 146.8...the ninth highest passer rating in franchise history...**vs. Houston (11/12):** Completed 25-of-37 passes for a personal best 355 yards...no interceptions and a 125.4 passer rating...recorded a career-long 94-yard touchdown pass to WR Robert Woods...**vs. New Orleans (11/26):** Completed 28-of-43 passes for his second highest career record of 354 yards, two touchdowns, and a 96.5 passer rating...**at Arizona (12/3):** Completed 21-of-31 passes for 220 yards and two touchdowns for a 96.2 passer rating...eclipsed 3,000 passing yards and 20 touchdowns this season, the last Rams quarterback to post those numbers was Sam Bradford (3,702 yards and 21 touchdowns in 2012)...his 12 passing touchdowns on the road this season is the sixth most by a Rams quarterback in a single season...**at Tennessee (12/24):** Completed 22-of-28 passes for 301 yards and four touchdowns for a 118.4 passer rating...passed former QB Sam Bradford (3,512) for the 10th-highest and ninth-highest (3,702) single-season passing yard output in franchise history... **Wild Card vs. Atlanta (1/6/18):** Completed 24-of-45 passes for 259 yards, no interceptions and one touchdown for a 77.9 passer rating.

2016 SEASON: Started the last seven games of the season... completed 112-of-205 passes for 1,089 yards and six touchdowns (one rushing)...**vs. Miami (11/20):** Made his NFL debut...completed 17-of-31 passes for 134 yards without an interception...carried the ball four times for 11 yards...**at New Orleans (11/27):** Completed 20-of-32- passes for 214 yards and three touchdowns...first career NFL touchdown came on a 24-yard completion to wide receiver Tavon Austin...finished with a passer rating of 100.3...**vs. Atlanta (12/11):** Tallied 235 passing yards on 24-of-41 completions... scored his first rushing touchdown of his career on a two-yard scamper.

COLLEGE: Started all 37 games possible during his three seasons at Cal and is the only quarterback in school history to have ever started his first game as a true freshman...holds 26 Cal records including career marks for passing yards (12,220), passing yards per game (329.7), touchdown passes (96), completions (977), passing attempts (1,569), total offense (12,086) and total plays (1,739)...second on the school's all-time list for passing efficiency (143.95) behind only Aaron Rodgers...broke Pac-12 career records with an average of 326.6 yards of total offense per game as well as three seasons of gaining 3,000 or more total yards...ranks third all-time in Pac-12 history and 26th nationally in passing yards as well as fourth in the Pac-12 and 27th nationally in passing touchdowns.. set a pair of Pac-12 single-season records in his final campaign as a 2015 junior when he passed for 4,719 yards and 43 touchdowns and he was also the first Cal quarterback to earn first-team All-Pac-12 honors since Rodgers in 2004...two-time team captain as voted by his teammates in his final two campaigns as a junior and 2014 sophomore...one of six players in Pac-12 history to throw for 3,000 or more yards in three seasons and one of two to throw for 3,000 or more yards in each of his first three campaigns... had at least 268 yards passing or two touchdown passes in each of his final 14 collegiate contests...twice earned Pac-12 Offensive Player of the Week honors with both coming over the final three games of his 2015 junior season against Oregon State (11/14/2015) and Arizona State (11/28/2015)... the team's seven-win turnaround over his last two seasons from a 1-11 record in 2013 to an 8-5 mark in 2015 is tied for the second best in school history behind only the eight-win improvement from a 2-10 mark in 1946 to a 10-1 record in 1948...Cal's Most Outstanding Player in a Lockheed Martin Armed Forces Bowl victory over Air Force as a junior in the final game of his collegiate career when he set the bowl's single-game records by passing for 467 yards and six touchdowns to lead Cal to its first bowl victory since 2008.

PERSONAL: Attended Marin Catholic High School in Calif... passed for a combined 7,687 yards and 93 touchdowns with 18 interceptions in three varsity seasons from 2010-12, completing 477-of-767 passes (62.2 percent)...led three varsity teams to one appearance in the state title game, one North Coast Section crown, three NCS playoff appearances and three MCL championships... earned All-American honors from SuperPrep as a 2012 senior... parents are Jerry and Nancy Goff...has one sibling, Lauren...father was a catcher who played Major League Baseball with Montreal (1990, 1992), Pittsburgh (1993-94) and Detroit (1995-96) following his collegiate baseball career at Cal that included All-America, All-District 8 and All-Pac-10 honors in 1986...majored in sociology.

JARED GOFF NFL STATISTICS

REGULAR SEASON

Passing

Year	Team	G/S	Att.	Comp.	Pct.	Yards	Yds/Att.	TD	Int.	Long	Sack-Yards	Rating
2016	Los Angeles Rams	7/7	205	112	54.6	1,089	5.3	5	7	66	26-222	63.6
2017	Los Angeles Rams	15/15	477	296	62.1	3,804	8.0	28	7	94t	25-172	100.5
2018	Los Angeles Rams	16/16	561	364	64.9	4,688	8.4	32	12	70t	33-223	101.1
2018	Los Angeles Rams	8/8	314	192	61.1	2,367	7.5	11	7	66	12-85	86.8
Totals		**46/46**	**1,557**	**964**	**61.9**	**11,948**	**7.7**	**76**	**33**	**94t**	**97-712**	**93.1**

Rushing

Year	Team	Att.	Yards	Avg.	Long	TD
2016	Los Angeles Rams	8	16	2.0	6	1
2017	Los Angeles Rams	28	51	1.8	22	1
2018	Los Angeles Rams	43	108	2.5	16	2
2019	Los Angeles Rams	17	16	0.9	8	2
Totals		**94**	**191**	**2.0**	**22**	**6**

POSTSEASON

Passing

Year	Team	G/S	Att.	Comp.	Pct.	Yards	Yds/Att.	TD	Int.	Long	Sack-Yards	Rating
2017	Los Angeles Rams	1/1	45	24	53.3	259	5.8	1	0	38	3-13	77.9
2018	Los Angeles Rams	3/3	106	59	55.7	712	6.7	1	2	39	5-39	71.7
Totals		**4/4**	**151**	**83**	**55.0**	**971**	**6.4**	**2**	**2**	**39**	**8-52**	**73.6**

Rushing

Year	Team	Att.	Yards	Avg.	Long	TD
2017	Los Angeles Rams	0	0	0	0	0
2018	Los Angeles Rams	9	22	2.4	11	0
Totals		**9**	**22**	**2.4**	**11**	**0**

JARED GOFF GAME-BY-GAME

2019 Los Angeles Rams

Game	W/L	P/S	Att.	Comp.	Pct.	Yards	Yards/ Att.	TD	Int.	Long	Sack-Yards	Rtg.
at Car 9/8	W	1/1	39	23	59.0	186	4.8	1	1	24	1-3	69.0
NO 9/15	W	1/1	28	19	67.9	283	10.1	1	0	66	3-18	112.6
At Cle 9/22	W	1/1	38	24	63.2	268	7.1	2	2	23	1-14	79.8
TB 9/29	L	1/1	68	45	66.1	517	7.6	2	3	37	2-27	80.3
at Sea 10/3	L	1/1	49	29	59.2	395	8.1	1	1	32	0-0	83.3
SF 10/13	L	1/1	24	13	54.2	78	3.3	0	0	12	4-30	60.8
at Atl 10/20	W	1/1	37	22	59.5	268	7.2	2	0	33	0-0	99.8
Cin 10/27	W	1/1	31	17	54.8	372	12.0	2	0	**65**	0-0	119.3
at Pit 11/10												
Chi 11/17												
Bal 11/25												
at Ari 12/1												
Sea 12/8												
at Dal 12/15												
at SF TBD												
Ari 12/29												
Totals	**5-3**	**8/8**	**314**	**192**	**61.1**	**2,367**	**7.5**	**11**	**7**	**66**	**12-85**	**86.8**

2017 Los Angeles Rams

Game	W/L	P/S	Att.	Comp.	Pct.	Yards	Yards/ Att.	TD	Int.	Long	Sack-Yards	Rtg.
Ind 9/10	W	1/1	29	21	72.4	306	10.60	1	0	39	1-8	117.9
Was 9/17	L	1/1	25	15	60.0	224	8.96	1	1	69	2-12	86.1
at SF 9/21	W	1/1	28	22	78.6	292	10.43	3	0	47	0-0	145.8
at Dal 10/1	W	1/1	36	21	58.3	255	7.08	2	0	53t	1-11	98.7
Sea 10/8	L	1/1	47	22	46.8	288	6.13	0	2	35	2-13	48.9
at Jax 10/15	W	1/1	21	11	52.4	124	5.90	1	0	22	3-17	86.2
Ari 10/22	W	1/1	37	22	59.5	235	6.35	1	1	35	1-7	75.8
at NYG 11/5	W	1/1	22	14	63.6	311	14.14	4	0	67t	0-0	146.8
Hou 11/12	W	1/1	37	25	67.6	355	9.59	3	0	94t	3-22	125.4
at Min 11/19	L	1/1	37	23	62.2	225	6.08	0	0	23	2-16	79.2
NO 11/26	W	1/1	43	28	65.1	354	8.23	2	1	53	4-27	96.5
at Ari 12/3	W	1/1	31	21	67.7	220	7.10	2	1	33	1-7	96.2
Phi 12/10	L	1/1	26	16	61.5	199	7.65	2	0	64	2-1	110.9
at Sea 12/17	W	1/1	21	14	66.7	120	5.71	2	1	15	2-16	93.4
at Ten 12/24	W	1/1	38	22	57.9	301	7.92	4	0	80t	1-15	118.4
SF 12/31	L					Did Not Play						
Totals	**11-5**	**15/15**	**477**	**296**	**62.1**	**3,804**	**8.0**	**28**	**7**	**94t**	**25-172**	**100.5**

2017 Postseason

Game	W/L	P/S	Att.	Comp.	Pct.	Yards	Yards/ Att.	TD	Int.	Long	Sack-Yards	Rtg.
Atl 1/6/18 *	L	1/1	45	24	53.3	259	5.8	1	0	38	3-13	77.9
Totals	**0-1**	**1/1**	**45**	**24**	**53.3**	**259**	**5.8**	**1**	**0**	**38**	**3-13**	**77.9**

* Denotes NFC Wild Card Game

2018 Los Angeles Rams

Game	W/L	P/S	Att.	Comp.	Pct.	Yards	Yards/ Att.	TD	Int.	Long	Sack-Yards	Rtg.
at Oak 9/10	W	1/1	33	18	54.5	233	7.1	2	0	30	1-8	97.2
Ari 9/16	W	1/1	32	24	75.0	354	11.1	1	1	57	2-12	108.1
LAC 9/23	W	1/1	36	29	80.6	354	9.8	3	1	53t	1-4	123.8
Min 9/27	W	1/1	33	26	78.8	465	14.1	5	0	**70t**	1-9	158.3
at Sea 10/7	W	1/1	32	23	71.9	321	10.0	1	2	31	1-8	88.2
at Den10/14	W	1/1	28	14	50.0	201	7.2	0	1	44	5-27	58.8
at SF 10/21	W	1/1	24	18	75.0	202	8.4	2	0	32	1-9	127.4
GB 10/28	W	1/1	35	19	54.3	295	8.4	3	0	32	5-26	111.0
at NO 11/4	L	1/1	40	28	70.0	391	9.8	3	1	48	0-0	115.7
Sea 11/11	W	1/1	39	28	71.8	318	8.2	2	0	35	2-11	113.0
KC 11/19	W	1/1	49	31	63.3	413	8.4	4	0	**40**	5-34	117.1
at Det 12/2	W	1/1	33	17	51.5	207	6.3	1	1	26	2-12	68.6
at Chi 12/9	L	1/1	44	20	45.5	180	4.1	0	4	29	3-25	19.1
Phi 12/16	L	1/1	53	35	66.0	339	6.4	0	1	33	2-14	75.9
at Ari 12/23	W	1/1	24	19	79.2	216	9.0	1	0	**39**	2-24	118.1
SF 12/30	W	1/1	26	15	57.7	199	7.7	4	0	36	0-0	121.6
Totals	**13-3**	**16/16**	**561**	**364**	**64.9**	**4,688**	**8.4**	**32**	**12**	**70t**	**33-223**	**101.1**

2018 Postseason

Game	W/L	P/S	Att.	Comp.	Pct.	Yards	Yards/ Att.	TD	Int.	Long	Sack-Yards	Rtg.
Dal 1/12/19 *	W	1/1	28	15	53.6	186	6.6	0	0	21	0-0	74.4
at NO 1/20/19 ^	W	1/1	40	25	62.5	297	7.4	1	1	39	1-8	83.0
NE 2/3/19 !	L	1/1	38	19	50.0	229	6.0	0	1	24	4-31	57.9
Totals	**2-1**	**3/3**	**106**	**59**	**55.7**	**712**	**6.7**	**1**	**2**	**39**	**5-39**	**71.7**

* Denotes NFC Divisional Playoff Game, ^ Denotes NFC Championship Game, ! Denotes Super Bowl LIII

2016 Los Angeles Rams

Game	W/L	P/S	Att.	Comp.	Pct.	Yards	Yards/ Att.	TD	Int.	Long	Sack-Yards	Rtg.
at SF 9/12	L					Declared Inactive						
Sea 9/18	W					Did Not Play						
at TB 9/25	W					Did Not Play						
at Ari 10/2	W					Did Not Play						
Buf 10/9	L					Did Not Play						
at Ded 10/16	L					Did Not Play						
NYG 10/23	L					Did Not Play						
Car 11/6	L					Did Not Play						
at NYJ 11/13	W					Did Not Play						
Mia 11/20	L	1/1	31	17	54.8	134	4.3	0	0	21	1-9	65.8
at NO 11/27	L	1/1	32	20	62.5	214	6.7	3	1	31	3-36	100.3
at NE 12/4	L	1/1	32	14	43.8	161	5.0	1	2	66	4-35	43.9
Atl 12/11	L	1/1	41	24	58.5	235	5.7	0	2	28	3-27	54.4
at Sea 12/15	L	1/1	25	13	52.0	135	5.4	0	0	25	4-31	67.9
SF 12/24	L	1/1	24	11	45.8	90	3.7	1	2	24	4-12	35.1
Ari 1/1/17	L	1/1	20	13	65.0	120	6.0	0	0	0	0-0	81.3
Totals	**4-12**	**7/7**	**205**	**112**	**54.6**	**1,089**	**5.3**	**5**	**7**	**66**	**26-222**	**63.6**

30 TODD GURLEY II

Running Back // Georgia // Tarboro, N.C.

Ht./Wt.: 6-1/224
NFL Exp.: 5th (5th Rams)
GP/GS, (Playoffs): 65/64, (4/4)
Birth Date: 8/3/1994
Acquired: D1-2015 (No. 10)

TRANSACTIONS: Selected by the Rams in the first round (10th overall) of the 2015 NFL Draft (4/30/15).

PRO: Fifth-year pro...earned Associated Press Offensive Player of the Year and 101 Awards NFC Offensive Player of the Year accolades in 2017...named First-Team All-Pro honors in 2017 and 2018...earned third-career Pro Bowl honors for his 2018 season performance...career totals of 1,134 carries, 4,902 rushing yards, 52 rushing touchdowns and 11 receiving touchdowns...has hauled in 202 career receptions for 1,964 yards...became fourth player in franchise history to earn Offensive Rookie of the Year honors (2015)...named PFWA's Rookie of the Year and All-Rookie team... earned first Pro Bowl honors in his rookie season in 13 games he appeared in...started all 16 games his second year in 2016... named NFC Player of the Week for Weeks 4, 15, and 16 in 2017... named NFC Player of the Month in September and December 2017...named NFC Player of the Week for Weeks 6 and 13 in 2018...named NFC Offensive Player of the Month in October 2018.

2017 NFC Offensive Player of the Month: September & December
2017 NFC Offensive Player of the Week: Week 4, 15, 16
2018 NFC Offensive Player of the Week: Week 6, 13
2018 NFC Offensive Player of the Month: October

2019 SEASON: Returns for fifth professional season as L.A.'s starter at running back...**vs. Cincinnati (10/27):** Started at running back...rushed for 44 yards on 10 carries...recorded his sixth rushing touchdown of the season on a three-yard rush...**at Atlanta (10/20):** Started at running back...rushed for 41 yards on 18 carries...caught one pass, a 13-yard touchdown from QB Jared Goff... **vs. San Francisco (10/13):** Declared inactive following a quad injury...**at Seattle (10/3):** Started at running back...rushed for 51 yards on 15 carries...scored two touchdowns for second-consecutive multi-touchdown game...caught three passes for six yards...played 67 offensive snaps (93 percent)...**vs. Tampa Bay (9/29):** Started at running back...rushed for 16 yards on five carries...scored a pair of touchdowns for his first multi-touchdown game of the season...caught seven passes for 54 yards...moved into the top-15 of L.A.'s All-Time Receptions Leaderboard following his seven-catch performance... **at Cleveland (9/22):** Started at running back...rushed for 43 yards on 14 carries...passed Elroy Hirsch for ninth-most yards from scrimmage with his 43 yards from scrimmage...played 49 snaps (74 percent) at running back...**vs. New Orleans (9/15):** Started at running back...rushed for 63 yards on 16 carries and a touchdown...tied Eric Dickerson for 13th on the Rams All-Time Scoring lis...played 45 snaps (64 percent) at running back...**at Carolina (9/8):** Started at running back...tallied 14 carries for 97 yards, averaging 6.9 yards per carry...longest run of 25 yards... played 54 snaps (70 percent) at running back

2,000-Plus Scrimmage Yards, 10-Plus Rushing TDs & Six-Plus Receiving TDs in a Single Season

Player	Season	Scrim Yds	Rush TD	Rec TD
O.J. Simpson	1975-BUF	2,243	16	7
Marshall Faulk	2000-STL	2,189	18	8
Marshall Faulk	2001-STL	2,147	12	9
Todd Gurley II	**2017-L.A.**	**2,093**	**13**	**6**

2018 SEASON: Started the first 14 games of the regular season and all three postseason contests including Super Bowl LIII... led the NFL in touchdowns (21) and was the highest scoring non-kicker (132) for the second consecutive season...finished third in rushing yards (1,251)...scored a career-high 17 rushing touchdowns while averaging a career-best 4.9 yards per carry...his 17 rushing touchdowns were the second-most in a single season in franchise history...posted six multi-touchdown games including a trio of three-score performances...totaled 1,831 scrimmage yards on 315 touches...named Associated Press First Team All-Pro and PFWA All-NFL Team selection for his 2018 performance... **vs. Arizona (9/16):** Finished with 19 carries for 42 yards and three touchdowns on the ground...passed Les Josephson for seventh place on the Rams all-time rushing list...marked his second career game with three rushing touchdowns...converted two two-point rushing conversions...added three receptions for 31 yards...**at Seattle (10/7):** Totaled 22 carries for 77 yards and three rushing touchdowns...his second game with three rushing touchdowns on the season and the third of his career...marked his eighth-consecutive game with a touchdown...added four receptions for 36 yards...**at Denver (10/14):** Tallied 28 carries for a career-high 208 yards and two rushing touchdowns...averaged 7.4 yards per carry...his first career game of 200-plus rushing yards...became the first Rams player to rush for 200-plus yards since Marshall Faulk on 12/23/01...his 208 rushing yards were tied for the eighth most in a single game in franchise history with Marshall Faulk (10/15/00) and Eric Dickerson (11/04/84)...marked his third multi-touchdown game of the season and the 12th of his career...scored a touchdown in his last nine consecutive regular season games...has now scored 11 touchdowns (nine rushing) and a league-leading 70 total points through Week 6...passed Jim Benton and Jack Snow to move into 17th place on the Rams all-time scoring leaders list with 280 career points...added two receptions for 17 yards...**at San Francisco (10/21):** Recorded 15 carries for 63 yards and two rushing touchdowns...averaged 4.2 yards per carry...added four receptions for 23 yards and one receiving touchdown...marked his fourth game with at least two touchdowns and third game with three touchdowns this season...scored a touchdown in his last 10 consecutive regular season games...has now scored 14 touchdowns (11 rushing) and a league-leading 88 total points through Week 7...passed WR Danny Amendola for 14th place on the Rams all-time all-purpose yardage lis...became only the seventh running back

in franchise history to start 50 games for the Rams...**vs. Green Bay (10/28):** Finished with 25 carries for 114 rushing yards for an average of 4.6 yards per carry...his fourth game with at least 100 rushing yards of the season and the 15th of his career...added a season-high six receptions for 81 yards and a touchdown... notched the third two-point conversion of his career on a 2-yard reception from QB Jared Goff in the third quarter...scored a touchdown in 11 consecutive regular season games, tying Elroy Hirsch for the all-time franchise record...led the NFL in scoring with 15 touchdowns and 96 total points through Week 8...totaled 31 touches for 195 yards...**at New Orleans (11/4):** Notched 13 carries for 68 yards and one rushing touchdown...averaged 5.2 yards per carry...scored a touchdown for the 12th-consecutive regular season game, breaking Elroy Hirsch's all-time franchise record...led the NFL in scoring with 16 touchdowns and three two-point conversions for 102 total points through Week 9...tied a season-high with six receptions for 11 yards...passed Pete Holohan (159) for 25th place on the Rams all-time reception leaders list with 165 career receptions...totaled 19 touches for 79 yards...**vs. Seattle (11/11):** Tallied 16 carries for 120 yards and one rushing touchdown...averaged 7.5 yards per carry...marked his fifth game of the season and 16th career game with over 100 rushing yards...passed Ron Brown (5,836) for 13th place on the Rams all-time all-purpose yardage list...scored a touchdown in his 13th-consecutive regular season game...led the NFL in scoring with 108 total points through Week 10...passed Henry Ellard (312) and Tony Zendejas (312) for 15th place on the Rams all-time scoring leaders list...added three receptions for 40 yards...totaled 19 touches for 160 yards...**at Detroit (12/2):** Registered 23 rushes for 132 yards and two rushing touchdowns...averaged 5.7 yards per carry...longest rush was a season-high 36 yards...marked his sixth game this season (17th career) with 100-plus rushing yards and fifth game this season (12th career) with multiple rushing touchdowns...tied Dan Towler (44) for fourth place on the Rams all-time rushing touchdown leaders list...became the sixth running back in franchise history to reach 1,000 career carries... added three receptions for 33 yards...totaled 26 touches for 165 yards...**Divisional Round vs. Dallas (1/12/19):** Rushed 16 times for 115 yards and one touchdown, his first career postseason touchdown...marked his second-career 100-yard postseason rushing performance...he and RB C.J. Anderson became the first duo in franchise history to each post 100-plus yard rushing games in a postseason contest...his 115 rushing yards were the eighth-most in a single postseason game in franchise history....passed RB Dick Horner (120), Jim Bertelson (136), Dan Towler (166), John Cappelletti (201) for seventh place on the Rams all-time postseason rushing list...added two receptions for three yards... **Championship Round at New Orleans (1/20/19):** Tallied four carries for 10 yards and one touchdown...added one reception for three yards...**Super Bowl LIII (2/3/19):** Recorded 10 carries for 35 yards...passed Tyler Wendell (228) for sixth place on the franchise's postseason rushing list...added one reception.

2017 SEASON: Played in and started 15 games of the regular season and started in one postseason contest...led the NFL in touchdowns (19), was the highest scoring non-kicker (114), ranked first in the league in scrimmage yards (2,093) and finished second in rushing yards (1,305)...averaged 6.1 yards per touch, 39 rushes for 10-plus yard gains and 66 rushing first downs...he is one-of-three players in NFL history to record 1,000-plus scrimmage yards, 10-plus rushing touchdowns and five-plus receiving touchdowns in a single season...**vs. Washington (9/17):** Recorded 16 rushes for 88 yards and three receptions for 48 yards, totaling 19 touches for 136 yards...carried the ball for a 1-yard rushing touchdown and added a second touchdown on an 18-yard reception from QB Jared Goff...marked Gurley's first receiving touchdown of his career and his fourth multi-touchdown game of his career... **at San Francisco (9/21):** Rushed 28 times for 113 yards and two rushing touchdowns...notched five receptions for 36 yards and one touchdown...marked first time in his career that he scored three times...**at Dallas (10/1):** Rushed 23 times for 121 yards and caught seven passes for 94 yards and one touchdown...totaled 215 yards from scrimmage on 30 touches...posted his highest total single-game output of his career...named NFC Offensive Player of the Week...**at Jacksonville (10/15):** Tallied 116 rushing yards on 23 carries for 5.0-yard average...his third 100-plus yard rushing game this season and eighth in his career...**vs. Arizona (10/22):** Rushed 22 times for 106 yards and one touchdown... caught four passes for 51 yards...notched his fourth 100-plus yard rushing game of the season...**vs. New Orleans (11/26):** Rushed 17 times for 74 yards... recorded four receptions for 54 yards...totaled 21 touches for 128 yards... his seven 25-plus yard receptions this season currently leads the NFL at his position...**at Arizona (12/3):** Rushed 19 times for 74 yards...recorded six receptions for 84 yards...totaled 25 touches for 158 yards...**vs. Philadelphia (12/10):** Rushed 13 times for a team-leading 96 yards and two touchdowns...recorded three receptions for 39 yards...totaled 16 touches for 135 yards from scrimmage...eclipsed the 1,000 yard rushing mark for a second season...**at Seattle (12/17):** Totaled 24 touches for 180 yards from scrimmage and four touchdowns...rushed 21 times for a season-high 152 yards, a 7.2-yard average and three touchdowns...recorded three receptions for 28 yards and one touchdown...was the first Rams player in over a decade with four touchdowns in a single game...second player in franchise history to have 1,800-plus scrimmage yards and 15-plus touchdowns in the team's first 14 games of a season...**at Tennessee (12/24):** Totaled 32 touches for 275 scrimmage yards, the third highest mark in franchise history in a single game...rushed 22 times for 118 yards...recorded 10 receptions for a career high 158 yards and two touchdowns including an 81-yard touchdown, the second-longest reception by a running back this season...became the third player in NFL history to have 100-plus rushing yards and 150-plus receiving yards in a single game, joining Ollie Matson (1954) and Herschel Walker (1986)...**Wild Card vs. Atlanta (1/6/18):** Started at running back...rushed 14 times for 101 yards and a 7.2-yard average...had two long rushes of 26 and 33 yards...totaled four receptions for 10 yards.

2016 SEASON: Carried the ball 278 times for 885 yards and six rushing touchdowns...posted a new career-high in receiving yards (327)...**at Tampa Bay (9/25):** Rushed for 85 yards on 27 carries, and found the end zone twice...marked his third multi-touchdown game of his career...**at Arizona (10/2):** Carried the ball 17 times for 33 yards...recorded a career long 33-yard reception...finished with five receptions...**vs. Buffalo (10/9):** Recorded 23 carries for 72 yards...scored his first rushing touchdown in the Coliseum, his third of the season...caught three passes for 36 yards...totaled 108 yards from scrimmage...**at Detroit (10/16):** Carried the ball 14 times for 58 yards, a 4.1-yard average...caught four passes for 39 yards for a total of 97 yards on 18 touches...**vs. Miami (11/20):** Rushed for 76 yards on 20 carries...scored his fourth rushing touchdown of the season on his longest run of the year (24)...**at New Orleans (11/27):** Rushed the ball 13 times for 50 yards...recorded longest reception of the season after hauling in a 31-yard reception from QB Jared Goff...finished with four receptions for 49 yards...**vs. Atlanta (12/11):** Totaled 16 carries for 61 yards...scored his fifth rushing touchdown of the season on a three-yard rush...caught three passes for 22 yards...**vs. San Francisco (12/26):** Carried the ball 23 times for 67 yards... scored his sixth rushing touchdown of the season...hauled in three receptions for 20 yards.

2015 SEASON: Played in 13 games and started 12...earned first Pro Bowl honor...finished the season leading the team in rushes (229) and rushing yards (1,108) and 10 touchdowns...finished the season third in rushing yards in the NFL...the last Rams running back to have at least 1,000 yards was Steven Jackson (1,045) in 2012...the last Rams rookie running back to reach 1,000 was Jerome Bettis (1,429) in 1993...last time a Rams running back to have a rushing touchdown in at least five consecutive games was Marshall Faulk in Weeks 15-17 in '01 and Weeks 1-3 in '02... recorded five 100-yard rushing games...one of three rookies since 1970 with 700-plus rushing yards in first six career starts (Adrian Peterson, Eric Dickerson)...**at Arizona (10/4):** Made his first NFL start...led the team in rushes (19) and rushing yards (146)... marked his first 100-yard rushing game of his career...notched a long rush of 52 yards...**at Green Bay (10/11):** Started at running back...notched his second-consecutive 100-yard rushing game... rushed 30 times for 159 yards, a 5.3-yard average, including a long rush of 55 yards... **vs. Cleveland (10/25):** Started at running back...scored his first NFL touchdown on a 1-yard rush...added a second touchdown on a 16-yard rush...finished the day with 19 rushes for 128 yards, including a long of 48 yards...also had four receptions for 35 yards, to put his total yards at 163...marked his third consecutive 100-yard rushing game...the last Rams rookie running back to post 100-plus yards in three consecutive games was Eric Dickerson in 1983...**vs. San Francisco (11/1):** Made his fourth start at running back...rushed 20 times for 133 yards, a 6.7-yard average...has four rushes of 45-plus yards in his first four games as a starter (48 v CLE, 52 at AZ, 55 at GB, 71 v SF)... notched a 71-yard touchdown run, the longest rushing play of the season for the Rams and the fourth longest rush of the season

in the NFL...marked his fourth consecutive game with 100-plus yards, last Rams rookie running back to do so was Jerome Bettis in 1993...in his first four career starts, he has rushed for 566 yards, the most yards by any NFL player in his first four starts who began career in Super Bowl era. Previously, the record was held by Billy Sims (539)...**vs. Detroit (12/13):** Started at running back...rushed 16 times for 140 yards and two touchdowns...marked his fifth 100-plus yard rushing yard game and second multi-touchdown game...notched three rushes for 20-plus yards, including a long of 49 yards....has amassed 975 rushing yards this season on 189 attempts for a 5.2-yard average...his 975 rushing yards rank fourth in the NFL, behind Adrian Peterson (1,251), Doug Martin (1,214), and Jonathan Stewart (989).

COLLEGE: Notched 18 career 100-yard rushing games at Georgia, second most in school history...also had one 200 yard rushing game...scored 44 career touchdowns (36 rushing, six receiving, two kickoffs), which ranks second in school records behind Herschel Walker (52)...second in school history with 4,322 all-purpose yards and 3,285 rushing yards, trailing Walker (5,749)... one of only four Bulldogs to have 3,000-plus yards rushing in his career...established new school record with career 6.44 average gain per rush (old mark: 6.42, Charley Trippi, 1942, 1945-46)... voted team's offensive MVP for 2014 season...named to the Paul Hornung Award Honor Roll following his performances against Vanderbilt, Tennessee and Clemson during the 2014 season... also tapped three times for Athlon Sports National Player of the Week honors...earned SEC Offensive Player of the Weeks honors six times during his collegiate career...posted a career-high 208 rushing yards on 28 carries and two touchdowns vs. Tennessee (2014)...in 2012, became the second UGA true freshman (Walker in 1980) to rush for more than 1,000 yards...set Georgia freshman running back record with 17 rushing touchdowns, which is tied for third overall at UGA...tallied nine games with at least 100 yards rushing, which ranks tied for third in school history for a season.

PERSONAL: Name pronounced "GUR-lee"...attended Tarboro High School...earned North Carolina Associated Press Player of the Year honors for 2011...NCPreps.com 2A Player of the Year for 2011...SuperPrep All-Mid-Atlantic Team...ESPN.com four star prospect, No. 11 ranked running back, ranked No. 10 in state of North Carolina overall...ESPNHS North Carolina Magazine First Team All State...won three consecutive 2A State Championships at Tarboro High School...rushed for 242 yards and four touchdowns in 2011 State Championship game...as a senior totaled 2,600 yards and 38 touchdowns...played running back and safety during his junior season, totaling 1,472 rushing yards and 26 touchdowns, as well as 79 tackles, an interception, and a forced fumble...ran track for Team USA in Europe during the Spring and Summer of 2011...majored in pre-business...recipient of the Jack and Joy Davis Football Scholarship all three years of his Georgia career.

TODD GURLEY II NFL STATISTICS

REGULAR SEASON

			Receiving					Rushing				
Year	Team	G/S	No.	Yards	Avg.	Long	TD	Att.	Yards	Avg.	Long	TD
2015	St. Louis Rams	13/12	21	188	9.0	31	0	229	1,106	4.8	71t	10
2016	Los Angeles Rams	16/16	43	327	7.6	33	0	278	885	3.2	24t	6
2017	Los Angeles Rams	15/15	64	788	12.4	80t	6	279	1,305	4.7	57t	13
2018	Los Angeles Rams	14/14	59	580	9.8	56	4	256	1,251	4.9	36	17
2019	Los Angeles Rams	7/7	15	81	5.4	13	1	92	355	3.9	25	6
Totals		**65/64**	**202**	**1,964**	**9.7**	**80t**	**11**	**1,134**	**4,902**	**4.3**	**71t**	**52**

POSTSEASON

			Receiving					Rushing				
Year	Team	G/S	No.	Yards	Avg.	Long	TD	Att.	Yards	Avg.	Long	TD
2017	Los Angeles Rams	1/1	4	10	2.5	4	0	14	101	7.2	33	0
2018	Los Angeles Rams	3/3	4	5	1.3	7	0	30	160	5.3	35t	2
Totals		**4/4**	**8**	**15**	**1.9**	**7**	**0**	**44**	**261**	**5.9**	35t	**2**

TODD GURLEY II GAME-BY-GAME

2019 Los Angeles Rams

			Receiving					Rushing				
Game	W/L	P/S	No.	Yards	Avg.	Long	TD	Att.	Yards	Avg.	Long	TD
at Car 9/8	W	1/1	1	4	4.0	4	0	14	97	6.9	25	0
NO 9/15	W	1/1	3	4	1.3	9	0	16	63	3.9	20	1
at Cle 9/22	W	1/1	0	0	0.0	0	0	14	43	3.1	9	0
TB 9/29	L	1/1	7	54	7.7	12	0	5	16	3.2	13	2
at Sea 10/3	L	1/1	3	6	2.0	3	0	15	51	3.4	12	2
SF 10/13	L					Inactive						
at Atl 10/20	W	1/1	1	13	13.0	13	1	18	41	2.3	10	0
Cin 10/27	W	1/1	0	0	0.0	0	0	10	44	4.4	20	1
at Pit 11/10												
Chi 11/17												
Bal 11/25												
at Ari 12/1												
Sea 12/8												
at Dal 12/15												
SF TBD												
Ari 12/29												
Totals	**5-3**	**7/7**	**15**	**81**	**5.4**	**13**	**1**	**92**	**355**	**3.9**	**25**	**6**

2018 Los Angeles Rams

			Receiving					Rushing				
Game	W/L	P/S	No.	Yards	Avg.	Long	TD	Att.	Yards	Avg.	Long	TD
at Oak 9/10	W	1/1	3	39	13.0	19	1	20	108	5.4	23	0
Ari 9/16	W	1/1	3	31	10.3	15	0	19	42	2.2	11	3
LAC 9/23	W	1/1	5	51	10.2	25	0	23	105	4.6	14	1
Min 9/27	W	1/1	4	73	18.3	56	1	17	83	4.9	10	0
at Sea 10/7	W	1/1	4	36	9.0	19	0	22	77	3.5	16	3
at Den 10/14	W	1/1	2	17	8.5	13	0	28	208	7.4	29	2
at SF 10/21	W	1/1	4	23	5.8	**12**	1	15	63	4.2	18	2
GB 10/28	W	1/1	6	81	13.5	32	1	25	114	4.6	23	0
at NO 11/4	L	1/1	6	11	1.8	8	0	13	68	5.2	24	1
Sea 11/11	W	1/1	3	40	13.3	20	0	16	120	7.5	17	1
KC 11/19	W	1/1	3	39	13.0	19	0	12	55	4.6	24	0
at Det 12/2	W	1/1	3	33	11.0	19	0	23	132	5.7	36	2
at Chi 12/9	L	1/1	3	30	10.0	11	0	11	28	2.5	12	0
Phi 12/16	L	1/1	10	76	7.6	11	0	12	48	4.0	21	2
at Ari 12/23	W	0/0				Inactive						
SF 12/30	W	0/0				Inactive						
Totals	**13-3**	**14/14**	**59**	**580**	**9.8**	**56**	**4**	**256**	**1,251**	**4.9**	**36**	**17**

2018 Postseason

			Receiving					Rushing				
Game	W/L	P/S	No.	Yards	Avg.	Long	TD	Att.	Yards	Avg.	Long	TD
Dal 1/12/19*	W	1/1	2	3	1.5	7	0	16	115	7.2	35t	1
at NO 1/20/19^	W	1/1	1	3	3.0	3	0	4	10	2.5	6t	1
NE 2/3/19!	L	1/1	1	-1	-1.0	-1	0	10	35	3.5	16	0
Totals	**2-1**	**3/3**	**4**	**5**	**1.3**	**7**	**0**	**30**	**160**	**5.3**	**35t**	**2**

* Denotes NFC Divisional Playoff Game, ^ Denotes NFC Championship Game, ! Denotes Super Bowl LIII

2017 Los Angeles Rams

			Receiving					Rushing				
Game	W/L	P/S	No.	Yards	Avg.	Long	TD	Att.	Yards	Avg.	Long	TD
Ind 9/10	W	1/1	5	58	11.6	24	0	19	40	2.1	12	1
Was 9/17	L	1/1	3	48	16.0	28	1	16	88	5.5	18	1
at SF 9/21	W	1/1	5	36	7.2	27	1	28	113	4.0	29	2
at Dal 10/1	W	1/1	7	94	13.4	53t	1	23	121	5.3	17	0
Sea 10/8	L	1/1	2	7	3.5	6	0	14	43	3.1	11	0
at Jax 10/15	W	1/1	1	4	4.0	4	0	23	116	5.0	14	0
Ari 10/22	W	1/1	4	48	12.0	35	0	22	106	4.8	18t	1
at NYG 11/5	W	1/1	2	45	22.5	44	0	16	59	3.7	36	2
Hou 11/12	W	1/1	6	68	11.3	43	0	11	68	6.2	34	0
at Min 11/19	L	1/1	3	19	6.3	11	0	15	37	2.5	8	1
NO 11/26	W	1/1	4	54	13.5	31	0	17	74	4.4	14	0
at Ari 12/3	W	1/1	6	84	14.0	33	0	19	74	3.9	14	0
Phi 12/10	L	1/1	3	39	13.0	20	0	13	96	7.4	30	2
at Sea 12/17	W	1/1	3	28	9.3	14t	1	21	152	7.2	57t	3
at Ten 12/24	W	1/1	10	158	15.8	80t	2	22	118	5.4	34	0
SF 12/31	L					Inactive						
Totals	**11-5**	**15/15**	**64**	**788**	**12.3**	**80t**	**6**	**279**	**1,305**	**4.7**	**57t**	**13**

2017 Postseason

			Receiving					Rushing				
Game	W/L	P/S	No.	Yards	Avg.	Long	TD	Att.	Yards	Avg.	Long	TD
Atl 1/6/18 *	L	1/1	4	10	2.5	4	0	14	101	7.2	33	0
Totals	**0-1**	**1/1**	**4**	**10**	**2.5**	**4**	**0**	**14**	**101**	**7.2**	**33**	**0**

* Denotes NFC Wild Card Game

2016 Los Angeles Rams

			Receiving					Rushing				
Game	W/L	P/S	No.	Yards	Avg.	Long	TD	Att.	Yards	Avg.	Long	TD
at SF 9/12	L	1/1	1	-5	-5.0	-5	0	17	47	2.8	10	0
Sea 9/18	W	1/1	1	19	19.0	19	0	19	51	2.7	11	0
at TB 9/25	W	1/1	1	-5	-5.0	-5	0	27	85	3.1	16	2
at Ari 10/2	W	1/1	5	49	9.8	33	0	17	33	1.7	5	0
Buf 10/9	L	1/1	3	36	12.0	24	0	23	72	3.1	16	1
at Det 10/16	L	1/1	4	39	9.8	13	0	14	58	4.1	15	0
NYG 10/23	L	1/1	6	35	5.8	20	0	15	57	3.8	8	0
Car 11/6	L	1/1	4	26	0.0	11	0	12	48	0.0	18	0
at NYJ 11/13	W	1/1	1	8	8.0	8	0	21	64	3.0	13	0
Mia 11/20	L	1/1	0	0	0.0	0	0	20	76	3.8	24t	1
at NO 11/27	L	1/1	4	39	9.8	31	0	13	50	3.8	13	0
at NE 12/4	L	1/1	2	9	4.5	7	0	11	38	3.5	9	0
Atl 12/11	L	1/1	3	22	7.3	12	0	16	61	3.8	9	1
at Sea 12/15	L	1/1	1	-2	-2.0	-2	0	14	38	2.7	22	0
SF 12/24	L	1/1	3	20	6.7	9	0	23	67	2.9	11	1
Ari 1/1/17	L	1/1	4	37	9.3	29	0	14	40	2.9	8	0
Totals	**4-12**	**16/16**	**43**	**327**	**7.6**	**33**	**0**	**278**	**885**	**3.2**	**24t**	**6**

2015 St. Louis Rams

			Receiving					Rushing				
Game	W/L	P/S	No.	Yards	Avg.	Long	TD	Att.	Yards	Avg.	Long	TD
Sea 9/13	W					Inactive						
at Was 9/20	L					Inactive						
Pit 9/27	L	1/0	1	5	5.0	5	0	6	9	1.5	4	0
at Ari 10/4	W	1/1	2	15	7.5	8	0	19	146	7.7	52	0
at GB 10/11	L	1/1	0	0	0.0	0	0	30	159	5.3	55	0
Cle 10/25	W	1/1	4	35	8.8	24	0	19	128	6.7	48	2
SF 11/1	W	1/1	3	13	4.3	15	0	20	133	6.7	71t	1
at Min 11/8	L	1/1	3	20	6.7	11	0	24	89	3.7	16	1
Chi 11/15	L	1/1	3	44	14.7	31	0	12	45	3.8	9	1
at Bal 11/22	L	1/1	0	0	0.0	0	0	25	66	2.6	7	1
at Cin 11/29	L	1/1	1	11	11.0	11	0	9	19	2.1	8	0
Ari 12/6	L	1/1	0	0	0.0	0	0	9	41	4.6	34	0
Det 12/13	W	1/1	1	7	7.0	7	0	16	140	8.8	49	2
TB 12/17	W	1/1	2	31	15.5	19	0	21	48	2.3	9	1
at Sea 12/27	W	1/1	1	7	7.0	7	0	19	85	4.5	20	1
at SF 1/3	L					Inactive						
Totals	**7-9**	**13/12**	**21**	**188**	**9.0**	**31**	**0**	**229**	**1,108**	**4.8**	**71t**	**10**



54 BRYCE HAGER

Linebacker // Baylor // Austin, Texas

Ht./Wt.: 6-1/237
NFL Exp.: 5th (5th Rams)
GP/GS, (Playoffs): 69/5, (4/0)
Birth Date: 5/4/1992
Acquired: D7A-2015 (No. 224)

TRANSACTIONS: Selected by the Rams in the seventh round (224th overall) of the 2015 NFL Draft (5/2/15).

PRO: Fifth-year pro has played in 69 games with five starts... recorded 26 special teams tackles...a standout special teams performer...earned first-career start in 2017 Week 17 contest against San Francisco.

2019 SEASON: Enters his fifth season with the Rams during the 2019 season...**vs. Cincinnati (10/27):** Declared inactive...**at Atlanta (10/20):** Declared inactive...**vs. San Francisco (10/13):** Played 25 snaps on special teams (96 percent)...**at Seattle (10/3):** Declared inactive after suffering an injury against Tampa Bay... **vs. Tampa Bay (9/29):** Started at linebacker...made two tackles before missing the remainder of the game with a shoulder injury... **at Cleveland (9/22):** Started at linebacker...finished the game with one tackle...played 12 defensive snaps (17 percent) and 13 special teams snaps (54 percent)...**vs. New Orleans (9/15):** Started at linebacker...finished with four tackles (three solo)... played 24 snaps (37 percent) defensively and 15 snaps (56 percent) on special teams...**at Carolina (9/8):** Recorded three tackles, (one solo)...added a tackle on special teams...played 25 snaps defensively (37 percent).

2018 SEASON: Appeared in all 16 regular season games and three postseason contests including Super Bowl LIII...saw action at linebacker and served as a special teams contributor...compiled 10 total tackles (six solo) and one pass defensed...notched four special teams tackles for the second consecutive season...**vs. Arizona (9/16):** Saw action at linebacker and special teams... recorded three solo tackles on defense...**at San Francisco (10/21):** Saw action on defense and special teams...notched two tackles (one solo) and one pass deflection on defense...**at New Orleans (11/4):** Saw action at linebacker and on special teams...recorded one solo tackle on defense and made one solo special teams tackle...**vs. Kansas City (11/19):** Saw significant action on special teams...notched a season-high three special teams tackles...**at Arizona (12/23):** Saw action on defense and special teams...registered one solo tackle on defense...**vs. San Francisco (12/30):** Saw action on defense and special teams... tallied three assisted tackles on defense...**Divisional Round vs. Dallas (1/12/19):** Saw action on defense and special teams... tallied one solo tackle on defense, his first career postseason tackle...**Championship Round at New Orleans (1/20/19):** Saw significant action on special teams...notched three special teams tackles (one solo)...**Super Bowl LIII (2/3/19):** Saw significant action on special teams.

2017 SEASON: Played in all 16 games of the regular season and one postseason...saw action at linebacker and served as a contributor on special teams...notched a career-high 11 tackles (eight solo), one sack, one pass defensed, and one forced fumble...**at Arizona (12/3):** Saw action at linebacker for an injured Alec Ogletree and on special teams...recorded four tackles (one solo), one pass defensed, and his first career sack... **at Seattle (12/17):** Saw action at linebacker and special teams... recorded two solo tackles on defense...**vs. San Francisco (12/31):** Started at linebacker and played on special teams... notched four solo tackles...**Wild Card vs. Atlanta (1/6/18):** Saw action at linebacker...recorded one tackle and one forced fumble on special teams.

2016 SEASON: Served as a major contributor on special teams... finished second on the team with 10 special teams tackles...**at Tampa Bay (9/25):** Saw action at linebacker, and recorded one special teams tackle.**at Arizona (10/2):** Recorded two special teams tackles...**at Detroit (10/16):** Saw action at linebacker and recorded a tackle on special teams...**vs. New York Giants (10/23):** Recorded two special teams tackles...**vs. Carolina (11/6):** Registered one special teams tackle...**at New York Jets (11/13):** Tallied one special teams tackle...**at New England (12/4):** Recorded one special teams tackle...**at Seattle (12/15)**: Recorded his first pass defensed of his career...**vs. San Francisco (12/26):** Racked up his 10th special teams tackle of the season...

2015 SEASON: Played in 16 games...saw action on special teams and made seven tackles...**vs. Seattle (9/13):** Made his NFL debut...saw action on special teams and made one tackle... **at Baltimore (11/22):** Saw action on special teams...tallied two tackles.

COLLEGE: All-American linebacker and three-time All-Big 12 honoree...made 322 career tackles, 24 for loss and 26 quarterback hurries...member of winningest class in school history, in five seasons with program...part of school-record five straight bowl teams, two conference championships (2013 & 2014 Big 12 titles), two bowl wins in four seasons of play following redshirt year - 26-1 home record (40-12 overall)...started 32 of 48 career games as three-year starting linebacker and quarterback of the defense...named All-America as senior and All-Big 12 in 2012, 2013 and 2014...led Big 12 in tackles (9.5 per game) in 2012... selected second team by AP, coaches, ESPN, Athlon, Phil Steele and Waco Tribune-Herald...elected 2013 Lott IMPACT Trophy quarter-finalist...scored first career touchdown on 91-yard fumble return (second longest in BU history) in win over Buffalo...served as a redshirt freshman in 2011...was a true freshman in 2010.

PERSONAL: Name pronounced “HAY-gur”...all-state linebacker/ running back from Westlake High School in Austin, Texas... named first-team AP Class 5A linebacker as senior in 2009 after leading WHS to 13-3 record, DI state runner-up finish and No. 3 final ranking...named 2009 District 25-5A Defensive MVP...totaled 158 tackles, 15 tackles-for-loss, eight sacks, one interception, four quarterback pressures and seven pass breakups as senior... also credited with 13 rushing touchdowns in 2009...totaled 59 tackles and two interceptions as junior in 2008 in first season as starter on 9-5 Westlake squad...earned 2008 first-team All-District 25-5A honors at linebacker...also had 250 rushing yards and 116 receiving yards as junior...son of Britt and Bridgette Hager... born in Austin, Texas...father, Britt, is former Texas All-American and played linebacker with the Philadelphia Eagles, Denver Broncos and St. Louis Rams...graduated in December 2014 with Bachelor’s degree in health, human performance and recreation studies.

BRYCE HAGER NFL STATISTICS

REGULAR SEASON

			Tackles					Interceptions					Fumbles		
Year	Team	G/S	Total	Solo	Asst.	Sacks	Yards	Int.	Yards	Long	TD	PD	FF	FR	Yards
2015	St. Louis Rams	16/0	0	0	0	0.0	0.0	0	0	0	0	0	0	0	0
2016	Los Angeles Rams	16/0	0	0	0	0.0	0.0	0	0	0	0	1	0	0	0
2017	Los Angeles Rams	16/1	11	8	3	1.0	4.0	0	0	0	0	1	1	1	0
2018	Los Angeles Rams	16/0	10	6	4	0.0	0.0	0	0	0	0	1	0	0	0
2019	Los Angeles Rams	5/4	10	4	6	0.0	0.0	0	0	0	0	1	0	0	0
Totals		**69/5**	**31**	**18**	**13**	**1.0**	**4.0**	**0**	**0**	**0**	**0**	**3**	**1**	**1**	**0**

POSTSEASON

			Tackles					Interceptions					Fumbles		
Year	Team	G/S	Total	Solo	Asst.	Sacks	Yards	Int.	Yards	Long	TD	PD	FF	FR	Yards
2017	Los Angeles Rams	1/0	0	0	0	0.0	0.0	0	0	0	0	0	0	0	0
2018	Los Angeles Rams	3/0	1	1	0	0.0	0.0	0	0	0	0	0	0	0	0
Totals		**4/0**	**1**	**1**	**0**	**0.0**	**0.0**	**0**	**0**	**0**	**0**	**0**	**0**	**0**	**0**

Additional Career Statistics: Special Teams Tackles: 2019 (1), 2018 (4), 2017 (4), 2015 (7), 2016 (10), Postseason 2018 (3), 2017 (1).

BRYCE HAGER GAME-BY-GAME

2019 Los Angeles Rams

Game	W/L	P/S	T	S	A	Sk	Yds	Int	Yds	Lg	TD	PD	FF	FR	Yds
at Car 9/8	W	1/1	3	1	2	0.0	0.0	0	0	0	0	0	0	0	0
NO 9/15	W	1/1	4	3	1	0.0	0.0	0	0	0	0	0	0	0	0
at Cle 9/22	W	1/1	1	0	1	0.0	0.0	0	0	0	0	0	0	0	0
TB 9/29	L	1/1	2	0	2	0.0	0.0	0	0	0	0	0	0	0	0
at Sea 10/3	L	0/0						Inactive							
SF 10/13	L	1/0	0	0	0	0.0	0.0	0	0	0	0	0	0	0	0
at Atl 10/20	W							Inactive							
Cin 10/27	W							Inactive							
at Pit 11/10															
Chi 11/17															
Bal 11/25															
at Ari 12/1															
Sea 12/8															
at Dal 12/15															
at SF TBD															
Ari 12/29															
Totals	**5-3**	**5/4**	**10**	**4**	**6**	**0.0**	**0.0**	**0**	**0**	**0**	**0**	**0**	**0**	**0**	**0**

2018 Los Angeles Rams

Game	W/L	P/S	T	S	A	Sk	Yds	Int	Yds	Lg	TD	PD	FF	FR	Yds
at Oak 9/10	W	1/0	0	0	0	0.0	0.0	0	0	0	0	0	0	0	0
Ari 9/16	W	1/0	3	3	0	0.0	0.0	0	0	0	0	0	0	0	0
LAC 9/23	W	1/0	0	0	0	0.0	0.0	0	0	0	0	0	0	0	0
Min 9/27	W	1/0	0	0	0	0.0	0.0	0	0	0	0	0	0	0	0
at Sea 10/7	W	1/0	0	0	0	0.0	0.0	0	0	0	0	0	0	0	0
at Den 10/14	W	1/0	0	0	0	0.0	0.0	0	0	0	0	0	0	0	0
at SF 10/21	W	1/0	2	1	1	0.0	0.0	0	0	0	0	1	0	0	0
GB 10/28	W	1/0	0	0	0	0.0	0.0	0	0	0	0	0	0	0	0
at NO 11/4	L	1/0	1	1	0	0.0	0.0	0	0	0	0	0	0	0	0
Sea 11/11	W	1/0	0	0	0	0.0	0.0	0	0	0	0	0	0	0	0
KC 11/19	W	1/0	0	0	0	0.0	0.0	0	0	0	0	0	0	0	0
at Det 12/2	W	1/0	0	0	0	0.0	0.0	0	0	0	0	0	0	0	0
at Chi 12/9	L	1/0	0	0	0	0.0	0.0	0	0	0	0	0	0	0	0
Phi 12/16	L	1/0	0	0	0	0.0	0.0	0	0	0	0	0	0	0	0
at Ari 12/23	W	1/0	1	1	0	0.0	0.0	0	0	0	0	0	0	0	0
SF 12/30	W	1/0	3	0	3	0.0	0.0	0	0	0	0	0	0	0	0
Totals	**13-3**	**16/0**	**10**	**6**	**4**	**0.0**	**0.0**	**0**	**0**	**0**	**0**	**1**	**0**	**0**	**0**

2018 Post Season

Game	W/L	P/S	T	S	A	Sk	Yds	Int	Yds	Lg	TD	PD	FF	FR	Yds
Dal 1/12/19*	W	1/0	1	1	0	0.0	0.0	0	0	0	0	0	0	0	0
at NO 1/20/19^	W	1/0	0	0	0	0.0	0.0	0	0	0	0	0	0	0	0
NE 2/3/19!	L	1/0	0	0	0	0.0	0.0	0	0	0	0	0	0	0	0
Totals	**2-1**	**3/0**	**1**	**1**	**0**	**0.0**	**0.0**	**0**	**0**	**0**	**0**	**0**	**0**	**0**	**0**

* Denotes NFC Divisional Playoff Game, ^ Denotes NFC Championship Game, ! Denotes Super Bowl LIII

2017 Los Angles Rams

Game	W/L	P/S	T	S	A	Sk	Yds	Int	Yds	Lg	TD	PD	FF	FR	Yds
Ind 9/10	W	1/0	0	0	0	0.0	0.0	0	0	0	0	0	0	0	0
Was 9/17	L	1/0	0	0	0	0.0	0.0	0	0	0	0	0	0	0	0
at SF 9/21	W	1/0	0	0	0	0.0	0.0	0	0	0	0	0	0	0	0
at Dal 10/1	W	1/0	0	0	0	0.0	0.0	0	0	0	0	0	0	0	0
Sea 10/8	L	1/0	0	0	0	0.0	0.0	0	0	0	0	0	0	0	0
at Jax 10/15	W	1/0	0	0	0	0.0	0.0	0	0	0	0	0	0	0	0
Ari 10/22	W	1/0	0	0	0	0.0	0.0	0	0	0	0	0	0	0	0
at NYG 11/5	W	1/0	1	1	0	0.0	0.0	0	0	0	0	0	0	0	0
Hou 11/12	W	1/0	0	0	0	0.0	0.0	0	0	0	0	0	0	0	0
at Min 11/19	L	1/0	0	0	0	0.0	0.0	0	0	0	0	0	0	0	0
NO 11/26	W	1/0	0	0	0	0.0	0.0	0	0	0	0	0	0	0	0
at Ari 12/3	W	1/0	4	1	3	1.0	4.0	0	0	0	0	1	0	0	0
Phi 12/10	L	1/0	0	0	0	0.0	0.0	0	0	0	0	0	0	0	0
at Sea 12/17	W	1/0	2	2	0	0.0	0.0	0	0	0	0	0	0	0	0
at Ten 12/24	W	1/0	0	0	0	0.0	0.0	0	0	0	0	0	0	0	0
SF 12/31	L	1/1	4	4	0	0.0	0.0	0	0	0	0	0	1	1	0
Totals	**11-5**	**16/1**	**11**	**8**	**3**	**1.0**	**4.0**	**0**	**0**	**0**	**0**	**1**	**1**	**1**	**0**

2017 Post Season

Game	W/L	P/S	T	S	A	Sk	Yds	Int	Yds	Lg	TD	PD	FF	FR	Yds
Atl 1/6/18 *	L	1/0	0	0	0	0.0	0.0	0	0	0	0	0	0	0	0
Totals	**0-1**	**1/0**	**0**	**0**	**0**	**0.0**	**0.0**	**0**	**0**	**0**	**0**	**0**	**0**	**0**	**0**

* Denotes NFC Wild Card Game

2016 Los Angeles Rams

Game	W/L	P/S	T	S	A	Sk	Yds	Int	Yds	Lg	TD	PD	FF	FR	Yds
at SF 9/12	L	1/0	0	0	0	0.0	0.0	0	0	0	0	0	0	0	0
Sea 9/18	W	1/0	0	0	0	0.0	0.0	0	0	0	0	0	0	0	0
at TB 9/25	W	1/0	0	0	0	0.0	0.0	0	0	0	0	0	0	0	0
at Ari 10/2	W	1/0	0	0	0	0.0	0.0	0	0	0	0	0	0	0	0
Buf 10/9	L	1/0	0	0	0	0.0	0.0	0	0	0	0	0	0	0	0
at Det 10/16	L	1/0	0	0	0	0.0	0.0	0	0	0	0	0	0	0	0
NYG 10/23	L	1/0	0	0	0	0.0	0.0	0	0	0	0	0	0	0	0
Car 11/6	L	1/0	0	0	0	0.0	0.0	0	0	0	0	0	0	0	0
at NYJ 11/13	W	1/0	0	0	0	0.0	0.0	0	0	0	0	0	0	0	0
Mia 11/20	L	1/0	0	0	0	0.0	0.0	0	0	0	0	0	0	0	0
at NO 11/27	L	1/0	0	0	0	0.0	0.0	0	0	0	0	0	0	0	0
at NE 12/4	L	1/0	0	0	0	0.0	0.0	0	0	0	0	0	0	0	0
Atl 12/11	L	1/0	0	0	0	0.0	0.0	0	0	0	0	0	0	0	0
at Sea 12/15	L	1/0	0	0	0	0.0	0.0	0	0	0	0	0	1	0	0
SF 12/24	L	1/0	0	0	0	0.0	0.0	0	0	0	0	0	0	0	0
Ari 1/1/17	L	1/0	0	0	0	0.0	0.0	0	0	0	0	0	0	0	0
Totals	**4-12**	**16/0**	**0**	**0**	**0**	**0.0**	**0.0**	**0**	**0**	**0**	**0**	**0**	**1**	**0**	**0**

2015 St. Louis Rams

Game	W/L	P/S	T	S	A	Sk	Yds	Int	Yds	Lg	TD	PD	FF	FR	Yds
Sea 9/13	W	1/0	0	0	0	0.0	0.0	0	0	0	0	0	0	0	0
at Was 9/20	L	1/0	0	0	0	0.0	0.0	0	0	0	0	0	0	0	0
Pit 9/27	L	1/0	0	0	0	0.0	0.0	0	0	0	0	0	0	0	0
at Ari 10/4	W	1/0	0	0	0	0.0	0.0	0	0	0	0	0	0	0	0
at GB 10/11	L	1/0	0	0	0	0.0	0.0	0	0	0	0	0	0	0	0
Cle 10/25	W	1/0	0	0	0	0.0	0.0	0	0	0	0	0	0	0	0
SF 11/1	W	1/0	0	0	0	0.0	0.0	0	0	0	0	0	0	0	0
at Min 11/8	L	1/0	0	0	0	0.0	0.0	0	0	0	0	0	0	0	0
Chi 11/15	L	1/0	0	0	0	0.0	0.0	0	0	0	0	0	0	0	0
at Bal 11/22	L	1/0	0	0	0	0.0	0.0	0	0	0	0	0	0	0	0
at Cin 11/29	L	1/0	0	0	0	0.0	0.0	0	0	0	0	0	0	0	0
Ari 12/6	L	1/0	0	0	0	0.0	0.0	0	0	0	0	0	0	0	0
Det 12/13	W	1/0	0	0	0	0.0	0.0	0	0	0	0	0	0	0	0
TB 12/17	W	1/0	0	0	0	0.0	0.0	0	0	0	0	0	0	0	0
at Sea 12/27	W	1/0	0	0	0	0.0	0.0	0	0	0	0	0	0	0	0
at SF 1/3	L	1/0	0	0	0	0.0	0.0	0	0	0	0	0	0	0	0
Totals	**7-9**	**16/0**	**0**	**0**	**0**	**0.0**	**0.0**	**0**	**0**	**0**	**0**	**0**	**0**	**0**	**0**

79 ROB HAVENSTEIN

Tackle // Wisconsin // Mount Airy, Md.

Ht./Wt.: 6-8/330
NFL Exp.: 5th (5th Rams)
GP/GS, (Playoffs): 67/67, (4/4)
Birth Date: 5/13/1992
Acquired: D2-2015 (No. 57)

TRANSACTIONS: Selected by the Rams in the second round (57th overall) of the 2015 NFL Draft (5/1/15).

PRO: Fifth-year pro...has started all 67 career regular season games and four playoff contests in which he saw action at tackle.

2019 SEASON: vs. Cincinnati (10/27): Started at right tackle and played all 62 offensive snaps...part of offensive line that did not allow a sack for second consecutive game and allowed QB Jared Goff to throw for 300-plus yards for the third time in 2019...**at Atlanta (10/20):** Started at right tackle and played all 76 offensive snaps...helped protect QB Jared Goff, who was not sacked in the game and threw for 268 yards...**vs. San Francisco (10/13):** Started at right tackle and played all 53 offensive snaps...**at Seattle (10/3):** Started at right tackle and played all 72 offensive snaps...helped protect QB Jared Goff, who was not sacked in the game...**vs. Tampa Bay (9/29):** Started at right tackle and played all 98 offensive snaps...helped protect QB Jared Goff, who threw for a career-high 517 yards...**at Cleveland (9/22):** Started at right tackle and played all 66 snaps...helped L.A.'s offense total 345 yards of offense, including 269 yards passing...**vs. New Orleans (9/15):** Started at right tackle and played all 70 snaps... helped pave the way for Rams to rush for 115 yards and two touchdowns...**at Carolina (9/8):** Started at right tackle and played all 77 snaps...part of offensive line that allowed just 1.0 sack on the day...paved the way for Rams to rush for 166 yards and a pair of touchdowns.

2018 SEASON: Started all 16 regular season games and three postseason contests at right tackle, including Super Bowl LIII... was a part of an offensive line that helped the Rams compile the second-most scrimmage yards in the NFL and the second-most single season scrimmage yards in franchise history (6,961)...**at Oakland (9/10):** Started at right tackle...helped pave the way for RB Todd Gurley II to rush for 108 yards...**vs. Chargers (9/23):** Started at right tackle...part of an offensive unit that totaled 521 yards...played all 77 offensive snaps...**vs. Minnesota (9/27):** Started at right tackle...part of a unit that posted 556 total yards... protected QB Jared Goff on his way to a career performance with 465 passing yards, five touchdowns and a perfect 158.3 passer rating...**at Denver (10/14):** Started at right tackle...played all 74 offensive snaps...part of an offensive line that helped RB Todd Gurley II rush for two touchdowns and a career-high 208 yards... **at San Francisco (10/21):** Started at right tackle...helped pave the way for RB Todd Gurley II to notch his third three-touchdown performance in the first seven games of the season...became only the 24th offensive lineman in franchise history to reach 50 starts with the team...**at New Orleans (11/4):** Started at right tackle... part of an offensive unit that posted 483 yards of offense and did not allow a sack of QB Jared Goff...**vs. Seattle (11/11):** Started at right tackle...helped block for RB Todd Gurley II to rush for 120 yards and 7.5 yards per carry...played all 65 offensive snaps...**vs. Kansas City (11/19):** Started at right tackle...part of an offensive unit that totaled 455 yards...recorded one miscellaneous tackle... played all 80 offensive snaps...**at Detroit (12/2):** Started at right tackle...helped pave the way for RB Todd Gurley II to total 165 yards and two rushing touchdowns on 26 touches...played all 69 offensive snaps...**at Arizona (12/23):** Started at right tackle... part of an offensive unit that rushed for 269 yards...played all 68 offensive snaps...**vs. San Francisco (12/30):** Started at right tackle...helped provide QB Jared Goff the time to throw for four touchdowns...played all 73 offensive snaps...**Divisional Round vs. Dallas (1/12/19):** Started at right tackle...played all 79 offensive snaps...helped block for RBs Todd Gurley II and C.J. Anderson to become the first pair of rushers to record 100 rushing yards in a single postseason game in franchise history...**Championship Round at New Orleans (1/20/19):** Started at right tackle...played all 69 offensive snaps...**Super Bowl LIII (2/3/19):** Started at right tackle...played all 65 offensive snaps.

2017 SEASON: Started 15 games of the regular season and one postseason at right tackle...was a part of an offensive line that allowed QB Jared Goff to post the fourth-highest passer rating (100.5) in a single season in franchise history...**at Jacksonville (10/15):** Started at right tackle...was part of an offensive unit that allowed RB Todd Gurley II to rush for his third 100-plus yard game of the season...**vs. Houston (11/12):** Started at right tackle...was a part of an offensive unit that gained 443 total net yards...**vs. New Orleans (11/26):** Started at right tackle...was apart of an offensive unit that allowed QB Jared Goff to throw for 354 yards, the second-highest single game output of his career...**at Arizona (12/3):** Started at right tackle...was part of an offensive unit that allowed QB Jared Goff to throw for 220 yards and eclipse the 3,000 yard mark this season...**vs. Philadelphia (12/10):** Started at right tackle...was part of an offensive unit that allowed RB Todd Gurley to eclipse the 1,000 yard rushing mark...**at Seattle (12/17):** Started at right tackle...was part of an offensive line that helped the offense rush for a season-high 244 yards and three rushing touchdowns...**at Tennessee (12/24):** Started at right tackle...was part of an offensive line that helped RB Todd Gurley II record a career high 158 receiving yards and two touchdowns...**Wild Card vs. Atlanta (1/6/18):** Started at right tackle...was a part of an offensive unit that allowed RB Todd Gurley II to post his seventh 100-plus yard game of the season.

2016 SEASON: Started 15 games at right tackle...**at Tampa Bay (9/25):** Started at right tackle, and contributed to two rushing touchdowns...**at Detroit (10/16):** Started at right tackle...helped block for the offense to put up three touchdowns...**at New Orleans (11/27):** Started at right tackle...allowed time for QB Jared Goff to throw three first half touchdowns.

2015 SEASON: Started 13 games, missed three due to injury.... earned PFWA All-Rookie honors...**vs. Seattle (9/13):** Started at right tackle in his NFL debut...helped block for the offense to produce 297 receiving yards...**at Arizona (10/4):** Helped block for QB Nick Foles to throw three touchdowns...**vs. Cleveland (10/25):** Helped block for RB Todd Gurley II to rush for 120-plus yards for the third consecutive week...**vs. San Francisco (11/1):** Part of an offensive line that did not allow a sack on QB Nick Foles...**vs. Detroit (12/13):** Opened up running lanes for RB Todd Gurley II to rush for 140 yards and two touchdowns...**vs. Tampa Bay (12/17):** Helped block for 319 net yards and three touchdowns.

COLLEGE: Played four years at Wisconsin...earned first-team All-America (AFCA), second-team All-America (FWAA, Sporting News, USA Today), first team All-Big Ten (consensus), and Big Ten Sportsmanship Award following 2014 senior season... matched school record with 54 career games played...started 42 games in his career, including 41 straight at right tackle over his

final three seasons...anchored an offensive line that led the way for two of the three best single season rushing performances in school history at 283.8 yards per game in 2013 and a school-record 320.1 yards per game in 2014...Badgers also set a school record for total offense at 480.8 yards per game in 2013...blocked for three 1,000-yard rushers in Montee Ball, Melvin Gordon and James White, three of the top five rushers in school history... Badgers went 39-16 in his career, matching the second-highest win total by a UW senior class...earned Second-team All-Big Ten (coaches), All-Big Ten honorable mention (media) in 2013... redshirted in 2010.

PERSONAL: Name pronounced "HAY-vin-stine"...ranked by ESPN/Scouts Inc. as the No. 33 offensive tackle in the country, by Scout as No. 42 and by Rivals as No. 43...top offensive tackle in Maryland (ESPN/Scouts Inc.) and ranked as 17th-best player in Maryland by Rivals...as a senior, named first-team all-state and all-area...served as team captain as a senior...as a junior, named first-team all-state, all-metro and all-area...as a sophomore, named second-team all area...won letters in football and basketball...named to honor roll all four years and was member of National Honor Society as a senior.

Havenstein's Career Games/Starts:

Year	Teams	GP/GS
2019	Los Angeles Rams	8/8
2018	Los Angeles Rams	16/16
	Postseason	*3/3*
2017	Los Angeles Rams	15/15
	Postseason	*1/1*
2016	Los Angeles Rams	15/15
2015	St. Louis Rams	13/13
Totals		**67/67**
	Postseason	***4/4***

6 JOHNNY HEKKER

Punter // Oregon St. // Bothell, Wash.

Ht./Wt.: 6-5/241
NFL Exp.: 8th (8th Rams)
GP/GS, (Playoffs): 120/0, (4/0)
Birth Date: 2/8/1990
Acquired: UDFA-2012

TRANSACTIONS: Signed a two-year contract extension with the Rams (9/11/17)...re-signed with the Rams (12/5/14)...signed with the Rams as an undrafted rookie free agent (4/30/12).



Hekker earned All-Pro honors in 2013 (1st team), 2014 (2nd team), 2015 (1st team), 2016 (1st team), 2017 (1st team) and 2018 (2nd team)

PRO: Eighth-year pro earned All-Pro honors in six-consecutive seasons (2013-18)... earned four Pro Bowl honors in 2014, 2016, 2017 and 2018...tallied the most punts in Rams franchise history with 568 career punts...set an NFL record in 2016 with the most punts downed inside the 20-yard line (50)...in 2014, finished second in the league with 33 punts downed inside the 20...earned his first Pro Bowl appearance for his 2013 performance...became the first Rams punter since 1985 (Dale Hatcher) to be named to the Pro Bowl...recorded the highest single-season net average (44.2) in NFL history...converted one career field goal and PAT attempt (9/16/18).

2019 SEASON: Enters eighth professional season with the Rams...**vs. Cincinnati (10/27):** Punted five times for 222 yards...averaged 44.4 yards per kick...had three punts downed inside the 20-yard line...**at Atlanta (10/20):** Had three punts for 95 yards...one punt downed inside the 20...converted on L.A.s first fake punt of the season, completing a pass to S Nick Scott for a 23-yard completion...**vs. San Francisco (10/13):** Had five punts for 269 yards and a 46.2-yard net average...**at Seattle (10/3):** Had three punts for 153 yards and a 51.0-yard net average...surpassed the 26,000-career total yardage plateau...**vs. Tampa Bay (9/29):** Had one punt for 41 yards that was downed inside the 20...**at Cleveland (9/22):** Punted twice for a total of 79 yards and a 39.5-yard net average...pinned Cleveland inside its own 20 once...**vs. New Orleans (9/15):** Punted four times for 199 yards and a 41.3-yard net average...had a long of 66 yards...**at Carolina (9/8):** Punted three times for 138 yards...posted a gross average of 46.0 yards per attempt including a long of 68 yards... added one tackle on a punt return.

2018 SEASON: Punted 43 times for 1,992 yards with a 46.3-yard average...tallied two touchbacks and placed 21 punts inside the 20-yard line...finished fourth in the NFL in punts pinned inside 20 percentage (48.84) despite a career-low 43 punt attempts... named an Associated Press Second Team All-Pro selection... **at Oakland (9/10):** Punted two times for 117 yards...a 58.5 average and 53.5 net average...placed both punts inside the 20-yard line...his longest punt was 62 yards...**vs. Arizona (9/16):** Punted two times for 102 yards...a 51.0 average and 41.0 net average...placed one punt inside the 20-yard line...longest punt was 60 yards...converted a 20-yard field goal and one PAT attempt in place of injured K Greg Zuerlein...both career firsts... **vs. Minnesota (9/27):** Played in his 100th career game...punted two times for 71 yards...a 35.5 net average...**at Denver (10/14):** Punted three times for 120 yards...a 40.0 net average...placed all three punts inside the 20-yard line...longest punt was 52 yards... **vs. Green Bay (10/28):** Punted a season-high seven times for 316 yards...a 45.1 average and a 43.3 net average...pinned three punts inside the 20-yard line including a game-high 52-yarder at the Green Bay 1-yard line to set up a Rams safety on the following play...connected with CB Sam Shields on a 12-yard completion in punt formation to convert on fourth-and-three in the second quarter...has at least one pass completion in six of his first seven professional seasons including the last five consecutive seasons...**vs. Seattle (11/11):** Punted two times for 89 yards...a 44.5 average and 40.0 net average....his longest punt was 55 yards...pinned one punt inside the 20-yard line...**vs. Kansas City (11/19):** Punted four times for 222 yards...a 55.0 average and 50.0 net average...recorded his longest punt of the season with a 68-yarder late in the fourth quarter...pinned three punts inside the 20-yard line...**at Chicago (12/9):** Punted three times for 146 yards...a 48.7 average and 41.3 net average...pinned one punt inside the 20-yard line...his longest punt was 62 yards...became the first punter in franchise history to record at least 25,000 yards punting...completed a seven-yard pass to TE Gerald Everett in punt formation to successfully convert on fourth-and-seven in the second quarter...added one special teams tackle...**Divisional Round vs. Dallas (1/12/19):** Punted one time for 29 yards...a 29.0 gross and net average...**Championship Round at New Orleans (1/20/19):** Punted four times for 183 yards...a 45.8 gross and net average...pinned one punt inside the 20-yard line... his longest punt was 50 yards...passed Bob Waterfield (five) for third-most punts pinned inside the 20-yard line in the franchise's postseason history...connected with CB Sam Shields on a 12-yard pass in punt formation to convert a fourth-and-five for his first career postseason pass attempt and completion...**Super Bowl LIII (2/3/19):** Punted nine times for 417 yards...a 46.3 average and a 46.1 net average...pinned five punts inside the 20-yard line...tied Bob Waterfield (nine) for the second-most punts in a postseason game in franchise history...passed John Baker (six) for the second-most punts pinned inside the 20-yard line in Rams postseason history...his longest punt was 65 yards which set a new Super Bowl record.

2017 SEASON: Punted 65 times for 3,113 yards a 47.9-yard average...tallied four touchbacks and placed 30 punts inside the 20-yard line...**vs. Washington (9/17):** Punted four times for 182 yards for a 45.5-yard average and 42.3-yard net average...placed one punt inside the 20-yard line... completed a pass to rookie WR Josh Reynolds for 28 yards on fourth down...**at Jacksonville (10/15):** Punted seven times for 322 yards...a 46.0-yard average and 43.1-yard net average...placed four punts inside the 20-yard line and had a long of 67 yards...**vs. Arizona (10/22):** Punted two times for 119 yards...a 59.5 average and 55.0 net average... had a long of 65 yards... placed two punts inside the 20-yard line...**vs. Houston (11/12):** Punted four

Most Punts Downed Inside 20-Yard Line in NFL History (Single-Season)	
1. Johnny Hekker/Rams:	**50 (2016)**
2. Dave Zastudil/Cardinals:	46 (2012)
3. Dustin Colquitt/Chiefs:	45 (2012)

times for 205 yards...a 51.3-yard average and 42-yard net average...completed a pass to WR Pharoh Cooper for six yards on fourth down...**vs. Philadelphia (12/10):** Punted five times for 282 yards...a 56.4 average and 50.2 net average...placed three punts inside the 20 yard line...had a long of 64 yards...**vs. San Francisco (12/31):** Punted seven times for 341 yards...a 48.7 average and 44.1 net average...placed two punts inside the 20-yard line...**Wild Card vs. Atlanta (1/6/18):** Punted five times for 218 yards for a 43.6-yard average and 42.8-yard net average... had a long of 66 yards, a new postseason franchise record.

2016 SEASON: Set new career-highs in punt yardage (4,680), punts inside the 20-yard line (51), net yardage (4,508), and net punt average (46.0), all leading the NFL...booted a career-long 78-yard punt, which tied for the longest punt of the season... allowed only one touchback the entire year...voted team captain by peers...**at San Francisco (9/13):** Tallied 431 yards on 10 punts, while averaging 43.1 yards a punt...netted a punt total of 42.0 per kick, downing four of them inside the 20-yard line...**vs. Seattle (9/18):** Totaled 237 yards on six punts, all downed inside the opponent's 20-yard line, for a 39.5-yard average and net average...**at Tampa Bay (9/25):** Punted five times for 256 yards, averaging 51.2 yards per punt...his longest was a 64-yard boot... **at Arizona (10/2):** Recorded six punts without any touchbacks, continuing his streak of zero touchbacks this season...Hekker leads the NFL in most punts inside the 20-yard line, with 15...**vs. Buffalo (10/9):** Punted two times for 109 yards, averaging 54.5 yards a punt, and had a net average of 55.5 yards...still has not allowed a touchback this season...**vs. New York Giants (10/23):** Booted seven punts (six inside the 20-yard line) for 320 yards, averaging 45.7 per kick...has 40 consecutive punts without a touchback, the longest current streak in the NFL...**vs. Carolina (11/6):** Recorded a then career-long punt of 75 yards which was the third-longest punt in the NFL this season...punted five times for 243 yards for an average of 48.6-yards per kick...tallied his first touchback of the season and placed two punts inside the 20-yard line...**at New York Jets (11/13):** Punted seven times for 362 yards, averaged 51.7 yards a kick...recorded the fourth longest punt in franchise history with a career-long 78-yard punt...the third longest punt in franchise history is 80 yards, which is shared by P Donnie Jones and Parker Hall...**vs. Miami (11/20):** Booted eight punts (five inside the 20-yard line) for 364 yards...averaged 45.5 yards a kick...only allowed one return for one yard...placed five punts inside the 20-yard line...**at New England (12/4):** Booted eight punts (five inside the 20-yard line), averaging 53.8 yards a kick...recorded a net average of 52.9 yards...his longest came on a 76 yard kick...**vs. Atlanta (12/11):** Booted seven punts for 340 yards, averaging 48.6 yards a kick...placed six punts inside the 20-yard line giving him 46 for the year, tying Dave Zastudil (2012) for the NFL record...**at Seattle (12/15)**: Punted four times for 216 yards, with a 54-yard average and a 50-yard net average... registered a long 66-yard punt...**vs. San Francisco (12/26):** Punted eight times for 368 yards, averaging 46 yards a kick...set the NFL single-season record for most punts downed inside the 20-yard line (50)...**vs. Arizona (1/1):** Booted seven punts for 337 yards, giving him a new career-high in single season punts (98).... averaged 48.1 yards a kick and a net average of 44.4 yards... kicked his third punt of the season over 70 yards (73).

2015 SEASON: Punted 96 times for 4,601 yards a 47.9-yard average...tallied six touchbacks and placed a career-high 41 punts inside the 20-yard line...led the NFL rankings in net punting average (43.7) and punts downs inside the opponents' 20-yard line...**at Washington (9/20):** Punted eight times for 381 yards, a 47.6-yard average and 46.1-yard net...tallied a long of 53 yards and placed four punts inside the 20-yard line...**at Arizona (10/4):** Punted seven times for 348 yards, a 49.7-yard average and 45.1-yard net....had a long punt of 57 yards...**at Green Bay (10/11):** Completed a 20-yard pass to S Cody Davis on a fake punt conversion...marked his second-longest pass completion of his career...punted four times for 181 yards...placed one punt inside the 20-yard line and had a long of 51 yards...**vs. Cleveland (10/25):** Punted five times for 244 yards for a 48.0-yard average and 48.0-yard net...placed three punts inside the 20-yard line and had a long of 56 yards...**vs. San Francisco (11/1):** Tallied a long punt of 60 yards, his longest of the season...finished with eight punts for 436 yards, a 54.5-yard average and 49.8-yard net, and placed three punts inside the 20-yard line...**vs. Chicago (11/15):** Punted six times for 296 yards, a 49.3-yard average, 47.8-yard net and placed three punts inside the 20-yard line...tallied a long punt of 60 yards...**vs. Arizona (12/6):** Punted eight times for 436 yards, a 54.5-yard average and 48.3-yard net average...placed five punts inside the 20-yard line and had a long of 68 yards...also handled kickoff duties in addition to punting and tallied two kickoffs...**vs. Detroit (12/13):** Punted six times for 284 yards for a 47.3-yard average and 45.5-yard net average...placed four punts inside the 20-yard line and had a long of 61 yards...**vs. Tampa Bay (12/17):** Punted five times for 220 yards, a 44-yard average and 44-yard net average...placed three punts inside the 20-yard line.

2014 SEASON: Finished the season with a 46.5-yard gross average for eighth in the league and registered the fourth best single-season total in Rams history...**vs. Seattle (10/19):** Connected with RB Benny Cunningham on an 18-yard pass in punt formation to convert a fourth-and-3 on the St. Louis 18-yard line with 2:55 left to play...marked his fifth career pass, first of the season...punted three times for 153 yards, a 44.7-yard average... **at Kansas City (10/26):** Punted six times for 324 yards, a 54.0-yard average...tallied a long of 60 yards...**at Arizona (11/9):** Punted seven times for 305 yards, a 43.6-yard average...**at San Diego (11/23):** Connected with WR Stedman Bailey on an 19-yard pass in punt formation to convert a fourth-and-4...marked his sixth career pass, second of the season...punted four times for 178 yards, a 44.5-yard average...tallied a long of 57 yards... **vs. Oakland (11/30):** Punted six times for 275 yards, a 45.8-yard average...tallied a long of 60 yards...**at Washington (12/7):** Connected with TE Cory Harkey for a two-point conversion... punted four times for 174 yards, a 43.5-yard average...tallied a long of 61 yards.

2013 SEASON: Earned Pro Bowl and First-Team All-Pro honors after recording the highest single-season net average (44.2) in NFL history...finished with a 46.3-yard gross average for 10th in the league and was the fourth best single-season total in Rams history...opponents averaged just 2.6 yards per return, the best total in the NFL in 2013...also added two special teams tackles... **vs. Arizona (9/8):** Punted three times for 147 yards...placed one inside the 20-yard line and had one touchback...only one punt was returned and it went for a 1-yard gain...**vs. San Francisco (9/26):** Notched a career-high 11 punts for 490 yards...averaged 44.5 yards per punt and registered a long of 60 yards...placed six punts inside the 20-yard line and one touchback...**vs. Jacksonville (10/6):** Punted seven times for 286 yards, a 40.9-yard average and 40.1-yard net...placed two punts inside the 20-yard line and tallied a long of 56 yards...**at Houston (10/13):** Punted three times for 135 yards...placed one punt inside the 20-yard line...**at Carolina (10/20):** Punted four times for 159 yards...**vs. Tennessee (11/3):** Punted five times for 242 yards for a 48.4-yard average and 46.8-yard net average...he placed one punt inside the 20-yard line and had a long of 57 yards...**at Indianapolis (11/10):** Punted five times for 242 yards, including a long of 61 yards...averaged 48.4 yards per punt, a 43.4 net average...**vs. Chicago (11/24):** Punted two times for 97 yards...his 43.7 net average leads the NFL...**at San Francisco (12/1):** Punted five times for 244 yards, including a long of 54 yards...registered an average of 48.8 yards, a 47.8 yard net...continues to lead the NFL in net average (44.0)... **at Arizona (12/8):** Punted five times for 257 yards, a 51.4 yard average and 42.8-yard net average...tallied two touchbacks and a long of 64 yards...**vs. New Orleans (12/15):** Punted four times for 167 yards, a 41.8-yard average and 41.8-yard net average... registered a long of 52 yards and placed two punts inside the 20-yard line...continues to lead the NFL in net punting average (43.8)...added one special teams tackle...**at Seattle (12/29):** Punted seven times for 337 yards, a 48.1 average and 48.4 yard net average...**vs. Tampa Bay (12/22):** Punted two times for 88 yards for a 44-yard average and 44-yard net average.

2012 SEASON: Finished his first NFL campaign with a 45.8-yard gross average and a net average of 39.9 yards per attempt... both of those numbers are the fourth best for a season in Rams history...**at Detroit (9/9):** Punted five times for 241 yards, a 48.2-yard average and 37.6-yard net...placed one punt inside the 20-yard line and recorded a long of 57 yards...**vs. Washington (9/16):** Punted three times for 163 yards, a 54.3-yard average and 48.7-yard net, placed one inside the 20-yard line and had a long of 66 yards...**at Chicago (9/23):** Punted six times for 279 yards, a 46.5-yard average and a long of 56 yards...ranked third in the NFC in punting average with a 48.8 average in three games...**vs. Seattle (9/30):** Threw a two-yard touchdown pass to WR Danny Amendola on a fake field goal play...no Rams punter has thrown a touchdown pass since the merger...punted four times for 156 yards, a 39-yard average and 38.8-yard net...placed one inside the 20...**vs. Arizona (10/4):** Punted a season-high seven times

for 398 yards, including a season-long of 68 yards...averaged 56.9 yards per punt, setting a franchise single-game record... placed three punts inside the 20-yard line...also made one special teams tackle...**at Miami (10/14):** Punted three times for 135 yards with a long of 56 yards...averaged 45 yards per punt with a 38.3 net...placed two inside the 20-yard line...**at San Francisco (11/11):** Threw a 21-yard completion to S Rodney McLeod on fourth-and-four from the St. Louis 10-yard line with :49 left in the half on a fake punt...marked his second pass completion this season and McCleod's first career reception...on a second fake punt, completed a 19-yard pass to TE Lance Kendricks...the play pushed his passing totals to two-for-two for 40 yards on the day, and also marks his third completion this season... punted four times for 147 yards for a 36.8-yard average, 31-yard net and placed one inside the 20-yard line...**vs. New York Jets (11/18):** Punted five times for 251 yards, a 50.2-yard average, 44.4-yard net...placed one inside the 20-yard line and had a long of 57 yards...**at Arizona (11/25):** Punted six times for 260 yards, a 43.3-yard average and 33.5-yard net...tallied a long of 48 yards and placed one inside the 20-yard line...**vs. San Francisco (12/2):** Punted a season-high nine times for 388 yards for a 43.1-yard average and 42.4-yard net...tallied a long of 63 yards and placed three punts inside the 20-yard line...**at Buffalo (12/9):** Punted eight times for 302 yards, a 37.8-yard average and 32.3-yard net...placed two punts inside the 20-yard line and tallied a long of 50 yards...**at Tampa Bay (12/23):** Punted seven times for 335 yards, a 47.9-yard average and 46.9-yard net. Hekker placed two punts inside the 20-yard line and tallied a long of 57 yards...**at Seattle (12/30):** Punted five times for 243 yards and finished with a net average of 40.2 yards and a gross average of 48.6 yards.

COLLEGE: Four-year starter, finished his career as one of Oregon State's most prolific punters in history...the third-best career punt yardage average at OSU at 41.3 yards per punt... set the single-game school record with a 52.5-yard average (6-315) at Utah in 2011...earned College Football Performance Award Punter of the Week...semi-finalist for the Ray Guy Award in 2009...52 career punts of 50+ yards, including 17 as a senior in 2011 when he had six different games with at least one punt of 60+ yards...earned Pac-12 Conference honorable mention...87 career punts downed inside the 20-yard line ...named the Sun Bowl Special Teams MVP in 2008 after averaging 45 yards on 10 punts...also the holder on placekicks for three years...two-time Pac-10 All-Academic selection.

PERSONAL: Has a degree in general science...serves as the Rams' Ambassador for "Fuel Up To Play 60," the joint NFL-National Dairy Council Health and Wellness program for students...served as the state ambassador for Special Olympics in Illinois and Missouri...also on the board for Team Activities for Special Kids (TASK), a year-round instructional sports program that provides athletic and social opportunities to kids with special needs...serves as a Waterboys Ambassador, which supports providing clean, accessible drinking water to rural communities in East Africa...married to Makayla, they have one son, Jett.

JOHNNY HEKKER NFL STATISTICS

REGULAR SEASON

Year	Team	Games	Punting No.	Yards	Avg.	Opp Ret.	Ret. Yards	Net Yards	TB	I20	Long	Block
2012	St. Louis Rams	16	82	3,756	45.8	41	402	3,274	4	22	68	0
2013	St. Louis Rams	16	78	3,609	46.3	30	79	3,450	4	19	64	0
2014	St. Louis Rams	16	80	3,721	46.5	28	192	3,429	5	33	61	1
2015	St. Louis Rams	16	96	4,601	47.9	40	289	4,192	6	41	68	0
2016	Los Angeles Rams	16	98	4,680	47.8	35	152	4,508	1	51	78	0
2017	Los Angeles Rams	16	65	3,113	47.9	25	152	2,881	4	30	70	0
2018	Los Angeles Rams	16	43	1,992	46.3	12	104	1,848	2	21	68	0
2019	Los Angeles Rams	8	26	1,202	46.2	10	96	1,106	0	9	68	1
Totals		**120**	**568**	**26,674**	**47.0**	**222**	**1,472**	**25,202**	**26**	**225**	**78**	**2**

Year	Team	Att.	Comp.	Pct.	Passing Yards	Yards/Att.	TD	Int.	Long	Sack-Yards	Rating
2012	St. Louis Rams	3	3	100.0	42	14.0	1	0	21	0-0	158.3
2013	St. Louis Rams	1	0	0.0	0	0.0	0	0	0	0-0	39.6
2014	St. Louis Rams	2	2	100.0	37	18.5	0	0	19	0-0	118.8
2015	St. Louis Rams	4	1	25.0	20	5.0	0	0	20	0-0	47.9
2016	Los Angeles Rams	2	1	50.0	4	2.0	0	0	4	0-0	56.3
2017	Los Angeles Rams	3	2	66.7	34	11.3	0	0	28	0-0	104.9
2018	Los Angeles Rams	4	2	50.0	19	4.8	0	0	12	0-0	63.5
2019	Los Angeles Rams	1	1	100.0	23	23.0	0	0	23	0-0	118.8
Totals		**20**	**12**	**60.0**	**179**	**9.0**	**1**	**0**	**28**	**0-0**	**106.0**

POSTSEASON

Year	Team	Games	Punting No.	Yards	Avg.	Opp Ret.	Ret. Yards	Net Yards	TB	I20	Long	Block
2017	Los Angeles Rams	1	5	218	43.6	1	4	214	0	5	66	0
2018	Los Angeles Rams	3	14	629	44.9	2	2	627	0	6	65	0
Totals		**4**	**19**	**847**	**44.6**	**3**	**6**	**841**	**0**	**11**	**66**	**0**

Year	Team	Att.	Comp.	Pct.	Passing Yards	Yards/Att.	TD	Int.	Long	Sack-Yards	Rating
2018	Los Angeles Rams	1	1	100.0	12	12.0	0	0	12	0-0	116.7
Totals		**1**	**1**	**100.0**	**12**	**12.0**	**0**	**0**	**12**	**0-0**	**116.7**

Additional Career Statistics: Threw one touchdown pass to WR Danny Amendola vs. Seattle (9/30/12), Connected with TE Cory Harkey for a two-point conversion...connected with RB Benny Cunningham on an 18-yard pass in punt formation to convert a fourth-and-3 on the St. Louis 18-yard line (10/19/14)...connected with WR Stedman Bailey on an 19-yard pass in punt formation to convert a fourth-and-4 (11/23/14)... connected with S Cody Davis for 20-yard reception to convert a fourth-and-2 at Green Bay (10/11/15)...connected with RB Chase Reynolds for a four-yard reception to convert a fourth-and-one vs. Arizona (1/1/17)...converted a 20-yard field goal and one PAT attempt vs. Arizona (9/16/18)... connected with CB Sam Shields on a 12-yard pass in punt formation to covert a fourth-and-3 (10/28/18)...recorded one rushing attempt for three yards on a fake field goal attempt at New Orleans (11/4/18)...connected with TE Gerald Everett on a 7-yard pass in punt formation to convert a fourth-and-7 at Chicago (12/9/18)...connected with CB Sam Shields on a 12-yard pass in punt formation to convert a fourth-and-5 for his first career postseason pass attempt and completion (1/20/19)...connected with S Nick Scott on a career-long 33-yard pass in punt formation to convert a fourth-and-3 at Atlanta (10/20/19).

Special Teams Tackles: 2012 (1), 2013 (1), 2015 (1), 2017 (1), 2018 (1), 2019 (1)

Regular Season Single Game Highs:
Punts – 11, vs. San Francisco (9/26/13)
Long – 78, at New York Jets (11/13/16)
Yards – 490, vs. San Francisco (9/26/13)

Postseason Single Game Highs:
Punts – 9, vs. New England (2/3/19, Super Bowl LIII)
Long – 66, vs. Atlanta (1/6/18, NFC Wild Card)
Yards – 417, vs. New England (2/3/19, Super Bowl LIII)

JOHNNY HEKKER GAME-BY-GAME

2019 Los Angeles Rams

Game	W/L	No	Yds	Avg	Opp Ret	Opp Yds	Net Yds	Net Avg	TB	I20	Lg	Blk
at Car 9/8	W	3	144	48.0	2	30	114	28.5	0	0	71	1
NO 9/15	W	4	199	49.8	3	34	165	41.3	0	0	66	0
at Cle 9/22	W	2	79	39.5	0	0	79	39.5	0	1	41	0
TB 9/29	L	1	41	41.0	0	0	41	41.0	0	1	41	0
at Sea 10/3	L	3	153	51.0	1	0	153	51.0	0	1	59	0
SF 10/13	L	5	269	53.8	3	38	231	46.2	0	1	61	0
at Atl 10/20	W	3	95	31.7	1	-6	101	33.7	0	1	43	0
Cin 10/27	W	5	222	44.4	0	0	222	44.4	0	3	56	0
at Pit 11/10												
Chi 11/17												
Bal 11/25												
at Ari 12/1												
Sea 12/8												
at Dal 12/15												
at SF TBD												
Ari 12/29												
Totals	**5-3**	**26**	**1,202**	**46.2**	**10**	**96**	**1,106**	**41.0**	**0**	**8**	**71**	**1**

2017 Los Angeles Rams

Game	W/L	No	Yds	Avg	Opp Ret	Opp Yds	Net Yds	Net Avg	TB	I20	Lg	Blk
Ind 9/10	W	5	218	43.6	3	0	218	43.6	0	5	47	0
Was 9/17	L	4	182	45.5	2	13	169	42.3	0	1	55	0
at SF 9/21	W	2	113	56.5	2	9	104	52.0	0	0	64	0
at Dal 10/1	W	2	108	54.0	1	0	108	54.0	0	2	62	0
Sea 10/8	L	3	136	45.3	1	10	126	42.0	0	0	62	0
at Jax 10/15	W	7	322	46.0	1	0	302	43.1	1	4	67	0
Ari 10/22	W	2	119	59.5	1	9	110	55.0	0	2	65	0
at NYG 11/5	W	2	75	37.5	0	0	75	37.5	0	1	38	0
Hou 11/12	W	4	205	51.3	1	17	168	42.0	1	0	55	0
at Min 11/19	L	6	254	42.3	1	9	245	40.8	0	4	56	0
NO 11/26	W	3	138	46.0	0	0	138	46.0	0	3	50	0
at Ari 12/3	W	4	207	51.8	2	12	195	48.8	0	0	70	0
Phi 12/10	L	5	282	56.4	3	11	251	50.2	1	3	64	0
at Sea 12/17	W	5	213	42.6	2	18	195	39.0	0	2	49	0
at Ten 12/24	W	4	200	50.0	2	12	168	42.0	1	1	57	0
SF 12/31	L	7	341	48.7	3	32	309	309	0	2	58	0
Totals	**11-5**	**65**	**3,113**	**47.9**	**25**	**152**	**2,881**	**44.3**	**4**	**30**	**70**	**0**

2017 Postseason

Game	W/L	No	Yds	Avg	Opp Ret	Opp Yds	Net Yds	Net Avg	TB	I20	Lg	Blk
Atl 1/6/18 *	L	5	218	43.6	1	4	214	42.8	0	5	66	0
Totals	**0-1**	**5**	**218**	**43.6**	**1**	**4**	**214**	**42.8**	**0**	**5**	**66**	**0**

* Denotes NFC Wild Card Game

2015 St. Louis Rams

Game	W/L	No	Yds	Avg	Opp Ret	Opp Yds	Net Yds	Net Avg	TB	I20	Lg	Blk
Sea 9/13	W	3	142	47.3	2	63	79	26.3	0	0	55	0
at Was 9/20	L	8	381	47.6	5	12	381	46.1	0	4	52	0
Pit 9/27	L	4	170	42.5	0	0	150	37.5	1	2	50	0
at Ari 10/4	W	7	348	49.7	5	32	316	45.1	0	2	57	0
at GB 10/11	L	4	181	45.3	2	9	152	38.0	1	1	51	0
Cle 10/25	W	5	244	48.8	2	4	240	48.0	0	3	56	0
SF 11/1	W	8	436	54.4	5	38	398	49.8	0	4	60	0
at Min 11/8	L	8	372	46.5	4	40	332	41.5	0	2	63	0
Chi 11/15	L	6	296	49.3	3	9	287	47.8	0	3	60	0
at Bal 11/22	L	8	367	45.9	3	5	342	42.8	1	4	63	0
at Cin 11/29	L	5	225	45.0	2	16	189	37.8	1	1	56	0
Ari 12/6	L	8	436	54.5	3	30	386	48.3	1	5	68	0
Det 12/13	W	6	284	47.3	2	11	273	45.5	0	4	61	0
TB 12/17	W	5	220	44.0	0	0	220	44.0	0	3	49	0
at Sea 12/27	W	6	240	40.0	2	20	220	36.7	0	2	50	0
at SF 1/3	L	5	259	51.8	0	0	239	47.8	1	1	68	0
Totals	**7-9**	**96**	**4,601**	**47.9**	**40**	**289**	**4,192**	**43.7**	**6**	**41**	**68**	**0**

2013 St. Louis Rams

Game	W/L	No	Yds	Avg	Opp Ret	Opp Yds	Net Yds	Net Avg	TB	I20	Lg	Blk
Ari 9/8	W	3	147	49.0	1	1	126	42.0	1	1	55	0
at Atl 9/15	L	6	298	49.7	2	4	294	49.0	0	0	63	0
at Dal 9/22	L	5	238	47.6	4	16	222	44.4	0	0	57	0
SF 9/26	L	11	490	44.5	1	0	470	42.7	1	6	60	0
Jax 10/6	W	7	286	40.9	4	5	281	40.1	0	2	56	0
at Hou 10/13	W	3	135	45.0	2	6	129	43.0	0	1	47	0
at Car 10/20	L	4	159	39.8	1	-1	160	40.0	0	0	52	0
Sea 10/28	L	4	182	45.5	3	9	173	43.3	0	2	55	0
Ten 11/3	L	5	242	48.4	2	8	234	46.8	0	1	57	0
at Ind 11/10	W	5	242	48.4	3	25	217	43.4	0	1	61	0
Chi 11/24	W	2	97	48.5	1	0	97	48.5	0	0	51	0
at SF12/1	L	5	244	48.8	2	5	239	47.8	0	1	54	0
at Ari 12/8	L	5	257	51.4	2	3	214	42.8	2	0	64	0
NO 12/15	W	4	167	41.8	0	0	167	41.8	0	2	52	0
TB 12/22	W	2	88	44.0	0	0	88	44.0	0	1	46	0
at Sea 12/29	L	7	337	48.1	2	-2	339	48.4	0	1	58	0
Totals	**7-9**	**78**	**3,609**	**46.3**	**30**	**79**	**3,450**	**44.2**	**4**	**19**	**64**	**0**

2018 Los Angeles Rams

Game	W/L	No	Yds	Avg	Opp Ret	Opp Yds	Net Yds	Net Avg	TB	I20	Lg	Blk
at Oak 9/10	W	2	117	58.5	1	10	107	53.3	0	2	62	0
Ari 9/16	W	2	102	51.0	0	0	82	41.0	1	1	60	0
LAC 9/23	W	1	49	49.0	1	11	38	38.0	0	0	49	0
Min 9/27	W	2	71	35.5	0	0	71	35.5	0	0	39	0
at Sea 10/7	W	1	38	38.0	1	-3	41	41.0	0	1	38	0
at Den10/14	W	3	120	40.0	0	0	120	40.0	0	3	52	0
at SF 10/21	W	4	122	30.5	1	6	116	29.0	0	1	50	0
GB 10/28	W	7	316	45.1	1	13	303	43.3	0	3	52	0
at NO 11/4	L	1	47	47.0	0	0	47	47.0	0	0	47	0
Sea 11/11	W	2	89	44.5	1	9	80	40.0	0	1	55	0
KC 11/19	W	4	222	55.5	3	22	200	50.0	0	3	**68**	0
at Det 12/2	W	3	151	50.3	0	0	131	43.7	1	1	55	0
at Chi 12/9	L	3	146	48.7	1	22	124	41.3	0	1	62	0
Phi 12/16	L	3	169	56.3	1	13	156	52.0	0	0	65	0
at Ari 12/23	W	2	103	51.5	1	1	102	51.0	0	2	59	0
SF 12/30	W	3	130	43.3	0	0	130	43.3	0	2	48	0
Totals	**13-3**	**43**	**1,992**	**46.3**	**12**	**104**	**1,848**	**43.0**	**2**	**21**	**68**	**0**

2018 Postseason

Game	W/L	No	Yds	Avg	Opp Ret	Opp Yds	Net Yds	Net Avg	TB	I20	Lg	Blk
Dal 1/12/19 *	W	1	29	29.0	0	0	29	29.0	0	0	29	0
at NO 1/20/19 ^	W	4	183	45.8	0	0	183	45.8	0	1	50	0
NE 2/3/19 *	L	9	417	46.3	2	2	415	46.1	0	5	65	0
Totals	**2-1**	**14**	**629**	**44.9**	**2**	**2**	**627**	**44.8**	**0**	**6**	**65**	**0**

* Denotes NFC Divisional Playoff Game, ^ Denotes NFC Championship Game, ! Denotes Super Bowl LIII

2016 Los Angeles Rams

Game	W/L	No	Yds	Avg	Opp Ret	Opp Yds	Net Yds	Net Avg	TB	I20	Lg	Blk
at SF 9/12	L	10	431	43.1	2	11	420	42.0	0	4	54	0
Sea 9/18	W	6	237	39.5	0	0	237	39.5	0	6	52	0
at TB 9/25	W	5	256	51.2	2	26	230	46.0	0	2	64	0
at Ari 10/2	W	6	277	46.2	3	23	254	42.3	0	3	55	0
Buf 10/9	L	2	109	54.5	2	-2	111	55.5	0	1	57	0
at Det 10/16	L	2	94	47.0	1	4	90	45.0	0	0	54	0
NYG 10/23	L	7	320	45.7	4	11	309	44.1	0	6	58	0
Car 11/6	L	5	243	48.6	0	0	223	44.6	1	2	75	0
at NYJ 11/13	W	7	362	51.7	4	10	352	50.3	0	4	78	0
Mia 11/20	L	8	364	45.5	1	1	363	45.4	0	5	61	0
at NO 11/27	L	6	294	49.0	2	8	286	47.7	0	2	68	0
at NE 12/4	L	8	430	53.8	6	7	423	52.9	0	5	76	0
Atl 12/11	L	7	340	48.6	0	0	340	48.6	0	6	57	0
at Sea 12/15	L	4	216	54.0	2	16	200	50.0	0	0	66	0
SF 12/24	L	8	368	46.0	2	9	359	44.9	0	4	53	0
Ari 1/1/17	L	7	336	48.1	4	26	311	44.4	0	1	73	0
Totals	**4-12**	**98**	**4,680**	**47.8**	**35**	**152**	**4,508**	**46.0**	**1**	**51**	**78**	**0**

2014 St. Louis Rams

Game	W/L	No	Yds	Avg	Opp Ret	Opp Yds	Net Yds	Net Avg	TB	I20	Lg	Blk
Min 9/7	L	6	279	46.5	1	6	273	45.5	0	2	57	0
at TB 9/14	W	2	98	49.0	1	0	98	49.0	0	1	53	0
Dal 9/21	L	1	24	24.0	0	0	24	24.0	0	1	24	0
Phi 10/5	L	4	166	41.5	1	23	143	28.6	0	2	56	1
SF 10/13	L	8	351	43.9	5	29	322	40.3	0	2	56	0
Sea 10/19	W	3	153	51.0	2	19	134	51.0	0	1	56	0
at KC 10/26	L	6	324	54.0	4	27	277	46.2	1	1	60	0
at SF 11/2	W	6	281	46.8	1	12	249	41.5	1	2	60	0
at Ari 11/9	L	7	305	43.6	1	8	277	39.6	1	2	57	0
Den 11/16	W	6	260	43.3	1	0	260	43.3	0	4	54	0
at SD 11/23	L	4	178	44.5	1	0	178	44.5	0	2	57	0
Oak 11/30	W	6	275	45.8	2	4	251	41.8	1	3	60	0
at Was 12/7	W	4	174	43.5	2	3	171	42.8	0	3	61	0
Ari 12/11	L	8	404	50.5	4	54	350	43.8	0	3	59	0
NYG 12/21	L	4	202	50.5	0	0	182	45.5	0	3	56	0
at Sea 12/28		5	247	49.4	2	7	240	48.0	1	1	55	0
Totals	**6-10**	**80**	**3,721**	**46.5**	**28**	**192**	**3,429**	**42.3**	**5**	**33**	**61**	**1**

2012 St. Louis Rams

Game	W/L	No	Yds	Avg	Opp Ret	Opp Yds	Net Yds	Net Avg	TB	I20	Lg	Blk
at Det 9/9	L	5	241	48.2	5	53	188	37.6	0	1	57	0
Was 9/16	W	3	163	54.3	1	-3	146	48.7	1	1	66	0
at Chi 9/23	L	6	279	46.5	3	39	220	36.7	1	1	56	0
Sea 9/30	W	4	156	39.0	2	1	155	38.8	0	1	48	0
Ari 10/4	W	7	398	56.9	5	76	322	46.0	0	3	68	0
at Mia 10/14	L	3	135	45.0	0	0	115	38.3	1	2	56	0
GB 10/21	L	2	99	49.5	1	15	84	42.0	0	1	55	0
NE 10/28	L	4	195	48.8	3	16	179	44.8	0	1	50	0
at SF 11/11	T	4	147	36.8	2	23	124	31.0	0	1	45	0
NYJ 11/18	I	5	251	50.2	3	29	222	44.4	0	1	57	0
at Ari 11/25	W	6	260	43.3	4	59	201	33.5	0	1	48	0
SF 12/2	W	9	388	43.1	2	6	382	42.4	0	3	63	0
at Buf 12/9	W	8	302	37.8	4	44	258	32.3	0	2	50	0
Min 12/16	L	4	164	41.0	1	15	149	37.3	0	1	55	0
at TB 12/23	W	7	335	47.9	3	7	328	46.9	0	2	57	0
at SEA 12/30	L	5	243	48.6	2	22	201	40.2	1	0	57	0
Totals	**7-8-1**	**82**	**3756**	**45.8**	**41**	**402**	**3,274**	**39.9**	**4**	**22**	**68**	**0**

27 DARRELL HENDERSON JR.

Running Back // Memphis // Batesville, Miss.

Ht./Wt.: 5-9/208
NFL Exp.: Rookie
GP/GS, (Playoffs): 6/0, (0/0)
Birth Date: 8/19/1997
Acquired: D3A-2019 (No. 70)

TRANSACTIONS: Selected by the Rams in the third round (70th overall) of the 2019 NFL Draft (4/26/19).

PRO: Has played in six games...rushed for a total of 119 yards.

2019 SEASON: Entered season projected to provide depth at running back...recorded first professional rushing yards in Week 6 against San Francisco...**vs. Cincinnati (10/27):** Rushed for a career-high 49 yards on 11 carries...caught two passes for 20 yards...played 30 snaps offensively (48 percent)...**at Atlanta (10/20):** Had a career-high 11 carries for 31 yards...caught one pass for eight yards...played 26 offensive snaps (34 percent)... **vs. San Francisco (10/13):** Had six carries for 39 yards...long rush of 22 yards...caught one pass for nine yards...played 17 offensive snaps (32 percent)...**at Seattle (10/3):** Saw action on special teams where he played one snap...**vs. Tampa Bay (9/29):** Saw action on special teams where he played nine snaps (24 percent)...**at Cleveland (9/22):** Did not see game action...**vs. New Orleans (9/15):** Did not see game action...**at Carolina (9/8/19):** Had first NFL carry in professional debut for no gain.

COLLEGE: In 35 career games played, Henderson is currently the second-leading rusher in Memphis history with 3,082 career rushing yards...his 31 rushing touchdowns are third in school history...his 40 total touchdowns are tied for second-most in program history...became just the third Tiger all-time to rush for over 1,000 yards in multiple seasons...has 4,302 career all-purpose yards, which ranks second in program history...tallied 14 career 100-yard rushing games, which is second-most in program history...as a junior in 2018, started all 10 games and led the nation with 9.15 rushing yards per carry...compiled 1,446 rushing yards (second-most in FBS) on 158 carries (39th-most in FBS)... tied for FBS lead with 20 total touchdowns and tied for second with 17 rushing touchdowns...rushed for over 100 yards in seven games...compiled back-to-back 200-yard rushing games against Navy and Georgia State, only the second player in program history to log back-to-back 200-yard rushing efforts... his 1,840 all-purpose yards led the FBS in 2018...as a sophomore in 2017, played in 12 games and made 10 starts...was the team's leading rusher with 1,154 yards on 130 carries...posted nine rushing touchdowns...tallied the program's first 1,000-yard rushing season since 2012...the 1,154 yards are the sixth-most for a season in school history...had seven 100-yard rushing games, the fourth-most for a season in program history...logged two rushing plays of 80 or more yards (80 vs. UCLA; 82 vs. Tulane)...the two rushing plays of 80 or more yards were a first since 1990...logged a career-high 278 all-purpose yards in a home win over SMU (147 rushing/15 receiving/116 return)...the 278 all-purpose yards were the fourth-most for a game in program history...saw action in all 13 games and made six starts as a freshman in 2016...also played on the Memphis special teams unit...squad's third-leading rusher with 482 yards on 87 carries (5.5 yard/rush)...second on team with five rushing touchdowns...hauled in 20 receptions for 237 yards and three touchdowns...added two kick returns for 113 yards and one touchdown...fourth on squad with 832 all-purpose yards (482 rushing/237receiving/113 kick return)...had a 99-yard kick return for a touchdown in a road win at SMU, the 99-yard return is the second-longest in school history.

PERSONAL: Named the 2014 state of Mississippi Gatorade Football Player of the Year...honored as the 2014 Best of MS Preps Player of the Year...a 2014 *Parade Magazine* All-America honorable mention pick...played for Head Coach Lance Pogue...posted 5,801 career rushing yards, which is the eighth-most rushing yards in the state of Mississippi high school football history...had 847 career carries...posted career rushing averages of 109.5 yards per game and 6.8 yards per carry...scored 68 career rushing touchdowns... also caught 39 passes for 559 yards and seven scores in his career...had 75 career touchdowns (68 rushing/seven receiving)... son of Darrell Henderson, Sr., and Barbara Henderson...majored in sport and leisure management.

DARRELL HENDERSON JR. NFL STATISTICS

REGULAR SEASON

			Receiving					Rushing				
Year	Team	G/S	No.	Yards	Avg.	Long	TD	Att.	Yards	Avg.	Long	TD
2019	Los Angeles Rams	6/0	4	37	9.3	14	0	29	119	4.1	22	0
Totals		**6/0**	**3**	**37**	**9.3**	**14**	**0**	**29**	**119**	**4.2**	**22**	**0**

DARRELL HENDERSON JR. NFL STATISTICS

2019 Los Angeles Rams

			Receiving					Rushing				
Game	W/L	P/S	No.	Yards	Avg.	Long	TD	Att.	Yards	Avg.	Long	TD
at Car 9/8	W	1/0	0	0	0.0	0	0	1	0	0.0	0	0
NO 9/15	W	0/0	Did not play									
at Cle 9/22	W	0/0	Did not play									
TB 9/29	L	1/0	0	0	0.0	0	0	0	0	0.0	0	0
at Sea 10/3	L	1/0	0	0	0.0	0	0	0	0	0.0	0	0
SF 10/13	L	1/0	1	9	9.0	9	0	6	39	6.5	22	0
at Atl 10/20	W	1/0	1	8	8.0	8	0	11	31	2.8	9	0
Cin 10/27	W	1/0	2	20	10.0	14	0	11	49	4.5	15	0
at Pit 11/10												
Chi 11/17												
Bal 11/25												
at Ari 12/1												
Sea 12/8												
at Dal 12/15												
SF TBD												
Ari 12/29												
Totals	**5-3**	**6/0**	**4**	**37**	**9.3**	**14**	**0**	**29**	**119**	**4.1**	**22**	**0**



89 TYLER HIGBEE

Tight End // Western Kentucky // Clearwater, Fla.

Ht./Wt.: 6-6/255
NFL Exp.: 4th (4th Rams)
GP/GS, (Playoffs): 55/46, (4/4)
Birth Date: 1/1/1993
Acquired: D4A-2016 (No. 110)

TRANSACTIONS: Selected in the fourth round of the 2016 draft (110th overall) on 4/30/16.

PRO: Fourth-year pro has played in 55 regular season games with 46 starts and four postseason games (four starts) since being drafted by the Rams in 2016...caught 78 career passes for 842 yards and five touchdowns.

2019 SEASON: Enters fourth professional season as a starter at tight end...**vs. Cincinnati (10/27):** Started at tight end... caught one pass for eight yards...played 34 offensive snaps (55 percent)...**at Atlanta (10/20):** Started at tight end...caught one pass for eight yards...played 49 snaps (64 percent) offensively... **vs. San Francisco (10/13):** Started at tight end...caught three passes for a team-best 25 yards...long reception of 12 yards... played 30 offensive snaps (57 percent)...**at Seattle (10/3):** Started at tight end...caught three passes for 47 yards...long reception of 20 yards...played 40 offensive snaps (56 percent)... **vs. Tampa Bay (9/29):** Started at tight end...caught four passes for 41 yards...longest reception of 13 yards...played 44 offensive snaps (45 percent) and seven special teams snaps (18 percent)... **at Cleveland (9/22):** Declared inactive after suffering injury in Week 2 against New Orleans...**vs. New Orleans (9/15):** Started at tight end...had two catches for 21 yards...long reception of 18 yards...played 24 snaps (34 percent) offensively and two snaps (seven percent) on special teams...**at Carolina (9/8):** Started at tight end and caught four passes for a total of 20 yards and one touchdown...was the fifth touchdown reception of his career... played 40 offensive snaps (52 percent).

2018 SEASON: Started all 16 regular season games and three postseason contests including Super Bowl LIII...hauled in 24 passes for 292 yards and a career-best two touchdowns during regular season action...**vs. Arizona (9/16):** Recorded one catch for three yards and a touchdown, his first of the season...**vs. Chargers (9/23):** Notched two receptions for 25 yards, including a long of 20 yards...**at Seattle (10/7):** Started at tight end...tallied two receptions for 26 yards...**at Denver (10/14):** Started at tight end and saw action on special teams...helped block for RB Todd Gurley II to amass 208 rushing yards and two touchdowns...**at New Orleans (11/4):** Started at tight end...caught two passes for a season-high 40 yards and average of 20.0 yards per catch... with a 33 yard long...**vs. Seattle (11/11):** Started at tight end... totaled a season-high three receptions for 25 yards and one touchdown...his second touchdown of the season, setting a new single-season career high...averaged 8.3 yards per reception... **vs. Kansas City (11/19):** Started at tight end and saw action on special teams...recorded a career-high six receptions for a season-high 68 yards...averaged 10.5 yards per catch...**vs. San Francisco (12/30):** Started at tight end...recorded one reception for a season-long of 36 yards...**Divisional Round vs. Dallas (1/12/19):** Started at tight end...posted two receptions for 30 yards with a long of 19 yards...**Championship Round at New Orleans (1/20/19):** Started at tight end...caught four passes for 25 yards... recorded first-career postseason touchdown...**Super Bowl LIII (2/3/19):** Started at tight end.

2017 SEASON: Started all 16 games and one postseason contest...tallied a new career-high 25 receptions for 295 yards and one touchdown...**at Dallas (10/1):** Recorded three receptions for 47 yards...**vs. Seattle (10/8):** Led the team in receiving yards with a new personal high of 98 yards on four catches...**at New York Giants (11/5):** Notched one catch for 8 yards and his first touchdown of the season...**vs. Houston (11/12):** Tallied two catches for 22 yards...**vs. New Orleans (11/26):** Recorded three catches for 48 yards...**Wild Card vs. Atlanta (1/6/18):** Totaled one reception for 11 yards.

2016 SEASON: Started six-of-16 games during rookie campaign... hauled in 11 receptions for 85 yards and scored his first career touchdown...**at San Francisco (9/13):** In his first career NFL game, recorded one reception...**at Tampa Bay (9/25):** Made first career NFL start at tight end...saw significant action on special teams...**at Arizona (10/2):** Saw action at tight end and recorded one reception...**vs. New York Giants (10/23):** Recorded one catch for a four-yard gain...**vs. Carolina (11/6):** Made second career start at tight end...recorded a career-long 31-yard reception... **at New England (12/4):** Recorded two catches for 16 yards... **vs. Atlanta (12/11):** Caught one pass for eight yards...**at Seattle (12/15)**: Hauled in a 15-yard reception...**vs. San Francisco (12/26):** Recorded two receptions for five yards...scored his first career touchown on a two-yard pass from QB Jared Goff.

COLLEGE: Played in 38 games with 15 starts...earned a midseason addition to the Biletnikoff Watch List in 2015...racked up a pair of 100-yard receiving games and four touchdowns through the first four games of the year and caught at least one touchdown in six of his nine games, including two, two-touchdowns game...named the John Mackey Award Tight End of the Week following the season opener at Vanderbilt when he caught four passes for 102 yards...as a junior in 2014, he tallied 230 yards on 15 receptions, including four touchdowns...notched a breakout performance at No. 19 Marshall when came up with three-touchdowns on six passes for 99 yards, to earn CFPA honorable mention National Tight End of the Week honors...he was also one of only three tight ends last season to catch at least three touchdowns in a game, joined by FIU's Jonnu Smith and Minnesota's Maxx Williams...became one of just four players in WKU history to catch at least three touchdowns in a single game and the first since 1978...in 2013, saw time in seven games and three starts after converting over from wide receiver...finished the year with 13 catches for 169 yards and a touchdown...redshirted in 2012...as a true freshman in 2011, he played in 11 games... finished the regular season with a pair of catches for 92 yards... tallied his first career catch on a 63-yard touchdown grab.

PERSONAL: Named team MVP and team captain for his senior season at East Lake High School...reeled in 42 receptions as a tight end, leading the county in receptions, to total over 540 receiving yards and eight touchdowns in his final season...finished prep career with over 1,100 yards receiving and 18 touchdowns... earned first-team All-County honors as well as being a Pinellas County All-Star his senior year...rated as a two-star recruit by Rivals.com after lettering all four years in football...also earned a pair of letters on the baseball diamond at the varsity level.

TYLER HIGBEE NFL STATISTICS

REGULAR SEASON

			Receiving					Rushing				
Year	Team	G/S	No.	Yards	Avg.	Long	TD	Att.	Yards	Avg.	Long	TD
2016	Los Angeles Rams	16/7	11	85	7.7	31	1	0	0	0.0	0	0
2017	Los Angeles Rams	16/16	25	295	11.8	38	1	0	0	0.0	0	0
2018	Los Angeles Rams	16/16	24	292	12.2	36	2	0	0	0.0	0	0
2019	Los Angeles Rams	7/7	18	170	9.4	20	1	0	0	0.0	0	0
Totals		**55/46**	**78**	**842**	**10.8**	**38**	**5**	**0**	**0**	**0.0**	**0**	**0**

POSTSEASON

			Receiving					Rushing				
Year	Team	G/S	No.	Yards	Avg.	Long	TD	Att.	Yards	Avg.	Long	TD
2017	Los Angeles Rams	1/1	1	11	11.0	11	0	0	0	0.0	0	0
2018	Los Angeles Rams	3/3	6	55	9.2	19	1	0	0	0.0	0	0
Totals		**4/4**	**7**	**66**	**9.4**	**19**	**1**	**0**	**0**	**0.0**	**0**	**0**

TYLER HIGBEE GAME-BY-GAME

2019 Los Angeles Rams

			Receiving					Rushing				
Game	W/L	P/S	No.	Yards	Avg.	Long	TD	Att.	Yards	Avg.	Long	TD
at Car 9/8	W	1/1	4	20	5.0	6	1	0	0	0.0	0	0
NO 9/15	W	1/1	2	21	10.5	18	0	0	0	0.0	0	0
at Cle 9/22	W	0/0				Inactive						
TB 9/29	L	1/1	4	41	10.2	13	0	0	0	0.0	0	0
at Sea 10/3	L	1/1	3	47	15.7	20	0	0	0	0.0	0	0
SF 10/13	L	1/1	3	25	8.3	9	0	0	0	0.0	0	0
at Atl 10/20	W	1/1	1	8	8.0	8	0	0	0	0.0	0	0
Cin 10/27	W	1/1	1	8	8.0	8	0	0	0	0.0	0	0
at Pit 11/10												
Chi 11/17												
Bal 11/25												
at Ari 12/1												
Sea 12/8												
at Dal 12/15												
SF TBD												
Ari 12/29												
Totals	**5-3**	**7/7**	**18**	**170**	**9.4**	**20**	**1**	**0**	**0**	**0.0**	**0**	**0**

2018 Los Angeles Rams

			Receiving					Rushing				
Game	W/L	P/S	No.	Yards	Avg.	Long	TD	Att.	Yards	Avg.	Long	TD
at Oak 9/10	W	1/1	0	0	0.0	0	0	0	0	0.0	0	0
Ari 9/16	W	1/1	1	3t	3.0	3	1	0	0	0.0	0	0
LAC 9/23	W	1/1	2	35	17.5	20	0	0	0	0.0	0	0
Min 9/27	W	1/1	0	0	0.0	0	0	0	0	0.0	0	0
at Sea 10/7	W	1/1	2	26	13.0	17	0	0	0	0.0	0	0
at Den 10/14	W	1/1	0	0	0.0	0	0	0	0	0.0	0	0
at SF 10/21	W	1/1	0	0	0.0	0	0	0	0	0.0	0	0
GB 10/28	W	1/1	1	6	6.0	6	0	0	0	0.0	0	0
at NO 11/4	L	1/1	2	40	20.0	33	0	0	0	0.0	0	0
Sea 11/11	W	1/1	3	25	8.3	10	1	0	0	0.0	0	0
KC 11/19	W	1/1	6	68	10.5	16	0	0	0	0.0	0	0
at Det 12/2	W	1/1	2	19	9.5	16	0	0	0	0.0	0	0
at Chi12/9	L	1/1	1	9	9.0	0	0	0	0	0.0	0	0
Phi 12/16	L	1/1	2	14	7.0	11	0	0	0	0.0	0	0
at Ari 12/23	W	1/1	1	16	16.0	16	0	0	0	0.0	0	0
SF 12/30	W	1/1	1	36	36.0	36	0	0	0	0.0	0	0
Totals	**13-3**	**16/16**	**24**	**292**	**12.2**	**36**	**2**	**0**	**0**	**0.0**	**0**	**0**

2018 Postseason

			Receiving					Rushing				
Game	W/L	P/S	No.	Yards	Avg.	Long	TD	Att.	Yards	Avg.	Long	TD
Dal 1/12/19 *	W	1/1	2	30	15.0	19	0	0	0	0.0	0	0
at NO 1/20/19 ^	W	1/1	4	25	6.3	12	1	0	0	0.0	0	0
NE 2/3/19 !	L	1/1	2	30	15.0	19	0	0	0	0.0	0	0
Totals	**2-1**	**3/3**	**6**	**55**	**9.2**	**19**	**1**	**0**	**0**	**0.0**	**0**	**0**

* Denotes NFC Divisional Playoff Game, ^ Denotes NFC Championship Game, ! Denotes Super Bowl LIII

2017 Los Angeles Rams

			Receiving					Rushing				
Game	W/L	P/S	No.	Yards	Avg.	Long	TD	Att.	Yards	Avg.	Long	TD
Ind 9/10	W	1/1	2	17	8.5	9	0	0	0	0.0	0	0
Was 9/17	L	1/1	0	0	0.0	0	0	0	0	0.0	0	0
at SF 9/21	W	1/1	1	4	4.0	4	0	0	0	0.0	0	0
at Dal 10/1	W	1/1	3	47	15.7	29	0	0	0	0.0	0	0
Sea 10/8	L	1/1	4	98	24.5	35	0	0	0	0.0	0	0
at Jax 10/15	W	1/1	1	0	0.0	0	0	0	0	0.0	0	0
Ari 10/22	W	1/1	3	13	4.3	5	0	0	0	0.0	0	0
at NYG 11/5	W	1/1	1	8	8.0	8t	1	0	0	0.0	0	0
Hou 11/12	W	1/1	2	22	11.0	15	0	0	0	0.0	0	0
at Min 11/19	L	1/1	1	5	5.0	5	0	0	0	0.0	0	0
NO 11/26	W	1/1	3	48	16.0	38	0	0	0	0.0	0	0
at Ari 12/3	W	1/1	1	1	6.0	6	0	0	0	0.0	0	0
Phi 12/10	L	1/1	0	0	0.0	0	0	0	0	0.0	0	0
at Sea 12/17	W	1/1	1	12	12.0	12	0	0	0	0.0	0	0
at Ten 12/24	W	1/1	2	15	7.5	10	0	0	0	0.0	0	0
SF 12/31	L	1/1	0	0	0.0	0	0	0	0	0.0	0	0
Totals	**11-5**	**16/16**	**25**	**295**	**11.8**	**38**	**1**	**0**	**0**	**0.0**	**0**	**0**

2017 Postseason

			Receiving					Rushing				
Game	W/L	P/S	No.	Yards	Avg.	Long	TD	Att.	Yards	Avg.	Long	TD
Atl 1/6/18 *	L	1/1	1	11	11.0	11	0	0	0	0.0	0	0
Totals	**0-1**	**1/1**	**1**	**11**	**11.0**	**11**	**0**	**0**	**0**	**0.0**	**0**	**0**

* Denotes NFC Wild Card Game

2016 Los Angeles Rams

			Receiving					Rushing				
Game	W/L	P/S	No.	Yards	Avg.	Long	TD	Att.	Yards	Avg.	Long	TD
at SF 9/12	L	1/0	1	2	2.0	2	0	0	0	0.0	0	0
Sea 9/18	W	1/0	0	0	0.0	0	0	0	0	0.0	0	0
at TB 9/25	W	1/1	0	0	0.0	0	0	0	0	0.0	0	0
at Ari 10/2	W	1/0	0	0	0.0	0	0	0	0	0.0	0	0
Buf 10/9	L	1/0	0	0	0.0	0	0	0	0	0.0	0	0
at Det 10/16	L	1/0	1	4	4.0	4	0	0	0	0.0	0	0
NYG 10/23	L	1/0	0	0	0.0	0	0	0	0	0.0	0	0
Car 11/6	L	1/1	1	31	31.0	31	0	0	0	0.0	0	0
at NYJ 11/13	W	1/1	0	0	0.0	0	0	0	0	0.0	0	0
Mia 11/20	L	1/1	2	4	2.0	3	0	0	0	0.0	0	0
at NO 11/27	L	1/1	0	0	0.0	0	0	0	0	0.0	0	0
at NE 12/4	L	1/0	2	16	8.0	10	0	0	0	0.0	0	0
Atl 12/11	L	1/0	1	8	8.0	8	0	0	0	0.0	0	0
at Sea 12/15	L	1/0	1	15	15.0	15	0	0	0	0.0	0	0
SF 12/24	L	1/1	2	5	2.5	3	1	0	0	0.0	0	0
Ari 1/1/17	L	1/0	0	0	0.0	0	0	0	0	0.0	0	0
Totals	**4-12**	**16/6**	**11**	**85**	**7.7**	**31**	**1**	**0**	**0**	**0.0**	**0**	**0**

22 TROY HILL

Cornerback // Oregon // Youngstown, Ohio

Ht./Wt.: 5-11/183
NFL Exp.: 5th (4th Rams)
GP/GS, (Playoffs): 51/17, (4/1)
Birth Date: 8/29/1991
Acquired: W(NE)-2015

TRANSACTIONS: Signed a two-year contract extension (5/30/19)...activated from Rams practice squad (12/13/16)... added to practice squad (11/24/16), after being released from active roster (11/22/16)...acquired by the Rams via waivers from New England (12/31/15)...released from England (12/30/15), after being acquired via waivers from Cincinnati (12/25/15)...released by the Bengals (12/24/15), after spending time on their practice squad...originally signed with Cincinnati as an undrafted free agent (5/8/15).

PRO: Fifth-year pro...played in 51 regular season games, starting 17 at the cornerback position...collected 106 career tackles (84 solo), two interceptions (both in 2018) and recorded 15 pass breakups...a contributor on special teams.

2019 SEASON: Earned first start of the season in Week 6 against San Francisco...**vs. Cincinnati (10/27):** Started at cornerback... recorded three solo tackles and one pass defensed...played 59 snaps defensively (71 percent)...**at Atlanta (10/20):** Started at cornerback...recorded four solo tackles and one quarterback hit... played 46 snaps defensively (84 percent)...**vs. San Francisco (10/13):** Started at cornerback...recorded five tackles (four solo)... had one pass defensed...played all 78 defensive snaps, while also playing nine special teams snaps (35 percent)... **at Seattle (10/3):** Recorded one tackle defensively...played four defensive snaps and 24 plays on special teams (77 percent)...**vs. Tampa Bay (9/29):** Recorded one tackle defensively...played 11 snaps defensively (15 percent) and 30 special teams plays (79 percent)... **at Cleveland (9/22):** Played two defensive snaps (three percent) and 18 special teams snaps (75 percent)... **vs. New Orleans (9/15):** Played five snaps defensively (eight percent) and 22 snaps on special teams (81 percent)...**at Carolina (9/8):** Assisted on a pair of tackles in special teams action...played 27 snaps on special teams (77 percent).

2018 SEASON: Played in all 16 games of the regular season, earning seven starts in place of injured CB Aqib Talib...appeared in all three postseason contests including Super Bowl LIII...finished the regular season with 34 tackles (29 solo), five passes defensed and a career-best two interceptions...**vs. Chargers (9/23):** Saw action at cornerback and on special teams...recorded one tackle on defense...**at Seattle (10/7):** Started at cornerback and saw action on special teams...notched five tackles (three solo) and one pass deflection...**at Denver (10/14):** Started at cornerback... split the team lead in tackles with seven solo...**at San Francisco (10/21):** Started at cornerback and saw action on special teams... recorded four tackles (four solo) on defense, one pass deflection and his first career interception...**vs. Green Bay (10/28):** Started at cornerback and saw two snaps on special teams...notched one solo tackle and one pass defensed...**at New Orleans (11/4):** Made his fifth-consecutive start at cornerback and tallied four solo tackles...**vs. Seattle (11/11):** Started at cornerback...tallied three solo tackles and one tackle for loss...**vs. Kansas City (11/19):** Started at cornerback and saw action on special teams...totaled four tackles on defense (two solo)...**at Detroit (12/2):** Saw action at cornerback and on special teams...notched one interception (second of career) and two pass deflections...**at Arizona (12/23):** Saw action on defense and special teams...totaled three solo tackles on defense...**vs. San Francisco (12/30):** Saw action on defense and special teams...registered two solo tackles on defense...**Divisional Round vs. Dallas (1/12/19):** Saw action on defense and special teams...recorded one special teams tackle... **Championship Round at New Orleans (1/20/19):** Saw action on special teams...**Super Bowl LIII (2/3/19):** Saw action on defense and special teams.

2017 SEASON: Played in 12 games of the regular season with three starts and one postseason start...finished the regular season with 18 tackles and five passes defensed...**at San Francisco (9/21):** Saw action at corner and on special teams... made one solo tackle and had two passes defensed...**at Dallas (10/1):** Saw action at corner and on special teams...recorded one special teams tackle...recovered one fumble on a punt return...**at Seattle (12/17):** Started at cornerback and saw action on special teams...recorded one solo tackle and two passes defensed... **at Tennessee (12/24):** Started at cornerback and saw action on special teams...recorded nine assisted tackles and one pass defensed...**vs. San Francisco (12/31):** Started at cornerback and saw action on special teams...registered three defensive tackles (two solo)...**Wild Card vs. Atlanta (1/6/18):** Started at cornerback...recorded six tackles (five solo) and three passes defensed.

2016 SEASON: Saw action in 12 contests and started four at cornerback...spent three weeks on practice squad...finished with 38 tackles (35 solo) and three passes defensed...played a significant role on special teams...**vs. Seattle (9/18):** Recorded three tackles (three solo)...also defended one pass...**at Tampa Bay (9/25):** Made his first career NFL start at cornerback... recorded a team-high, and career-high 11 tackles (10 solo), and defended a pass...**at Arizona (10/2):** Started at right cornerback... tallied four tackles (three solo)...**at Detroit (10/16):** Started his third game of the season at cornerback...tallied seven tackles (six solo)...**vs. New York Giants (10/23):** Started at cornerback... recorded eight solo tackles...**vs. Carolina (11/6):** Saw significant action at cornerback and on special teams...**at New York Jets (11/13):** Recorded four solo tackles and one pass defensed...**at Seattle (12/15):** Promoted from practice squad to active roster... recorded one solo tackle...**vs. San Francisco (12/26):** Saw significant action on special teams...recorded one special teams tackle.

2015 SEASON: Played in three games with Cincinnati: at Cleveland (12/6), vs. Pittsburgh (12/13), at San Francisco (12/20).

COLLEGE: As a senior in 2014, finished seventh on the team in tackles (71) but third in unassisted efforts (59)...second-team Pac-12 all-conference choice and 14-game starter ranked second in the league (1.46 avg.) in passes defended and 11th nationally... in 2013, was the Ducks' fifth-leading tackler among their defensive backs assumed the role as the program's top reserve cornerback and nickel-back...finished the year with 29 tackles (21 solo) and four deflected passes...in 2012, appeared in 10 games, with 22 of his 26 tackles being unassisted...in 2011, started six of his 14 appearances...in 2010, worked with the scout team during redshirt season.

PERSONAL: Played defensive back and wide receiver for St. Bonaventure...2009 All-Channel League First-Team Defense...2008 second-team All-State Junior by CalHiSports. com...posted 46 tackles and five interceptions for the Seraphs his

junior season in 2008...also returned one kickoff for a touchdown and took one of his five picks back for a score…earned a three-star rating from Scout.com…also a three-star recruit according to Rivals.com and the No. 32 corner in the country....parents: Jim Gilmer and Sandra Jennings...has two brothers and two sisters... majored in general social science.

TROY HILL NFL STATISTICS

REGULAR SEASON

			Tackles					Interceptions				Fumbles		
Year	Team	G/S	Total	Solo	Asst.	Sacks	Yards	Int.	Yards	Long	TD	PD	FF	FR	Yards
2015	Cincinnati Bengals	3/0	2	1	1	0.0	0.0	0	0	0	0	0	0	0	0
2016	Los Angeles Rams	12/4	38	35	3	0.0	0.0	0	0	0	0	3	0	0	0
2017	Los Angeles Rams	12/3	18	8	10	0.0	0.0	0	0	0	0	5	0	0	0
2018	Los Angeles Rams	16/7	34	29	5	0.0	0.0	2	7	7	0	5	0	0	0
2019	Los Angeles Rams	8/3	14	11	3	0.0	0.0	0	0	0	0	2	0	0	0
Totals		**51/17**	**106**	**84**	**22**	**0.0**	**0.0**	**2**	**7**	**7**	**0**	**15**	**0**	**0**	**0**

POSTSEASON

			Tackles					Interceptions				Fumbles		
Year	Team	G/S	Total	Solo	Asst.	Sacks	Yards	Int.	Yards	Long	TD	PD	FF	FR	Yards
2017	Los Angeles Rams	1/1	5	4	1	0.0	0.0	0	0	0	0	3	0	0	0
2018	Los Angeles Rams	2/0	0	0	0	0.0	0.0	0	0	0	0	0	0	0	0
Totals		**3/1**	**5**	**4**	**1**	**0.0**	**0.0**	**0**	**0**	**0**	**0**	**3**	**0**	**0**	**0**

Additional Career Statistics: Special Teams Tackles: Rams: 2019: (2); 2017 (1), 2016 (2); Postseason: 2018 (1)

TROY HILL GAME-BY-GAME

2019 Los Angeles Rams

Game	W/L	P/S	T	S	A	Sk	Yds	Int	Yds	Lg	TD	PD	FF	FR	Yds
at CAR 9/8	W	1/0	0	0	0	0.0	0.0	0	0	0	0	0	0	0	0
NO 9/15	W	1/0	0	0	0	0.0	0.0	0	0	0	0	0	0	0	0
at Cle 9/22	W	1/0	0	0	0	0.0	0.0	0	0	0	0	0	0	0	0
TB 9/29	L	1/0	1	0	1	0.0	0.0	0	0	0	0	0	0	0	0
at Sea 10/3	L	1/0	1	0	1	0.0	0.0	0	0	0	0	0	0	0	0
SF 10/13	L	1/1	5	4	1	0.0	0.0	0	0	0	0	1	0	0	0
at Atl 10/20	W	1/1	4	4	0	0.0	0.0	0	0	0	0	0	0	0	0
Cin 10/27	W	1/1	3	3	0	0.0	0.0	0	0	0	0	1	0	0	0
at Pit 11/10															
Chi 11/17															
Bal 11/25															
at Ari 12/1															
Sea 12/8															
at Dal 12/15															
at SF TBD															
Ari 12/29															
Totals	**5-3**	**8/3**	**14**	**11**	**3**	**0.0**	**0.0**	**0**	**0**	**0**	**0**	**2**	**0**	**0**	**0**

2018 Los Angeles Rams

Game	W/L	P/S	T	S	A	Sk	Yds	Int	Yds	Lg	TD	PD	FF	FR	Yds
at Oak 9/10	W	1/0	0	0	0	0.0	0.0	0	0	0	0	0	0	0	0
Ari 9/16	W	1/0	0	0	0	0.0	0.0	0	0	0	0	0	0	0	0
LAC 9/23	W	1/0	1	0	1	0.0	0.0	0	0	0	0	0	0	0	0
Min 9/27	W	1/0	0	0	0	0.0	0.0	0	0	0	0	0	0	0	0
at Sea 10/7	W	1/1	5	3	2	0.0	0.0	0	0	0	0	1	0	0	0
at Den 10/14	W	1/1	7	7	0	0.0	0.0	0	0	0	0	0	0	0	0
at SF 10/21	W	1/1	4	4	0	0.0	0.0	1	7	7	0	1	0	0	0
GB 10/28	W	1/1	1	1	0	0.0	0.0	0	0	0	0	1	0	0	0
at NO 11/4	L	1/1	4	4	0	0.0	0.0	0	0	0	0	0	0	0	0
Sea 11/11	W	1/1	3	3	0	0.0	0.0	0	0	0	0	0	0	0	0
KC 11/19	W	1/1	4	2	2	0.0	0.0	0	0	0	0	0	0	0	0
at Det 12/2	W	1/0	0	0	0	0.0	0.0	1	0	0	0	2	0	0	0
at Chi12/9	L	1/0	0	0	0	0.0	0.0	0	0	0	0	0	0	0	0
Phi 12/16	L	1/0	0	0	0	0.0	0.0	0	0	0	0	0	0	0	0
at Ari 12/23	W	1/0	3	3	0	0.0	0.0	0	0	0	0	0	0	0	0
SF 12/30	W	1/0	2	2	0	0.0	0.0	0	0	0	0	0	0	0	0
Totals	**13-3**	**16/7**	**34**	**29**	**5**	**0.0**	**0.0**	**2**	**7**	**7**	**0**	**5**	**0**	**0**	**0**

2018 Postseason

Game	W/L	P/S	T	S	A	Sk	Yds	Int	Yds	Lg	TD	PD	FF	FR	Yds
Dal 1/12/19*	W	1/0	0	0	0	0	0	0	0	0	0	0	0	0	0
at NO 1/20/19^	W	1/0	0	0	0	0	0	0	0	0	0	0	0	0	0
Totals	**2-0**	**2/0**	**0**	**0**	**0**	**0**	**0**	**0**	**0**	**0**	**0**	**0**	**0**	**0**	**0**

*Denotes NFC Divisional Playoff Game,
^Denotes NFC Championship Game

2017 Los Angeles Rams

Game	W/L	P/S	T	S	A	Sk	Yds	Int	Yds	Lg	TD	PD	FF	FR	Yds
Ind 9/10	W	Reserve/Suspended													
Was 9/17	L	Reserve/Suspended													
at SF 9/21	W	1/0	1	1	0	0.0	0.0	0	0	0	0	2	0	0	0
at Dal 10/1	W	1/0	0	0	0	0.0	0.0	0	0	0	0	0	0	1	0
Sea 10/8	L	1/0	0	0	0	0.0	0.0	0	0	0	0	0	0	0	0
at Jax 10/15	W	Inactive													
Ari 10/22	W	1/0	0	0	0	0.0	0.0	0	0	0	0	0	0	0	0
at NYG 11/5	W	1/0	2	2	0	0.0	0.0	0	0	0	0	0	0	0	0
Hou 11/12	W	1/0	0	0	0	0.0	0.0	0	0	0	0	0	0	0	0
at Min 11/19	L	Inactive													
NO 11/26	W	1/0	0	0	0	0.0	0.0	0	0	0	0	0	0	0	0
at Ari 12/3	W	1/0	0	0	0	0.0	0.0	0	0	0	0	0	0	0	0
Phi 12/10	L	1/0	2	2	0	0.0	0.0	0	0	0	0	0	0	0	0
at Sea 12/17	W	1/1	1	1	0	0.0	0.0	0	0	0	0	2	0	0	0
at Ten 12/24	W	1/1	9	0	9	0.0	0.0	0	0	0	0	1	0	0	0
SF 12/31	L	1/1	3	2	1	0.0	0.0	0	0	0	0	0	0	0	0
Totals	**11-5**	**12/3**	**18**	**8**	**10**	**0.0**	**0.0**	**0**	**0**	**0**	**0**	**5**	**0**	**1**	**0**

2017 Postseason

Game	W/L	P/S	T	S	A	Sk	Yds	Int	Yds	Lg	TD	PD	FF	FR	Yds
Atl 1/6/18*	L	1/1	6	5	1	0	0	0	0	0	0	3	0	0	0
Totals	0-1	1/1	6	5	1	0	0	0	0	0	0	3	0	0	0

*Denotes NFC Wild Card Game

2016 Los Angeles Rams

Game	W/L	P/S	T	S	A	Sk	Yds	Int	Yds	Lg	TD	PD	FF	FR	Yds
at SF 9/12	L	1/0	0	0	0	0.0	0.0	0	0	0	0	0	0	0	0
Sea 9/18	W	1/0	3	3	0	0.0	0.0	0	0	0	0	1	0	0	0
at TB 9/25	W	1/1	11	10	1	0.0	0.0	0	0	0	0	1	0	0	0
at Ari 10/2	W	1/1	4	3	1	0.0	0.0	0	0	0	0	0	0	0	0
Buf 10/9	L	1/0	0	0	0	0.0	0.0	0	0	0	0	0	0	0	0
at Det 10/16	L	1/0	7	6	1	0.0	0.0	0	0	0	0	0	0	0	0
NYG 10/23	L	1/1	8	8	0	0.0	0.0	0	0	0	0	0	0	0	0
Car 11/6	L	1/0	0	0	0	0.0	0.0	0	0	0	0	0	0	0	0
at NYJ 11/13	W	1/0	4	4	0	0.0	0.0	0	0	0	0	1	0	0	0
Mia 11/20	L	Declared Inactive													
at NO 11/27	L	Practice Squad													
at NE 12/4	L	Practice Squad													
Atl 12/11	L	Practice Squad													
at Sea 12/15	L	1/0	1	1	0	0.0	0.0	0	0	0	0	0	0	0	0
SF 12/24	L	1/0	0	0	0	0.0	0.0	0	0	0	0	0	0	0	0
Ari 1/1/17	L	0/0	0	0	0	0.0	0.0	0	0	0	0	0	0	0	0
Totals	**4-12**	**12/3**	**38**	**35**	**3**	**0.0**	**0.0**	**0**	**0**	**0**	**0**	**3**	**0**	**0**	**0**

48 TRAVIN HOWARD

Linebacker // TCU // Longview, Texas

Ht./Wt.: 6-1/219
NFL Exp.: 1st year (2nd Rams)
GP/GS, (Playoffs): 8/0, (0/0)
Birth Date: 5/10/1996
Acquired: D7A-2018 (No. 231)

TRANSACTIONS: Signed to the Los Angeles Rams practice squad (10/17/18)...waived from Rams injured reserve (9/7/18)... placed on injured reserve (9/2/18)...selected by the Rams in the seventh round (231st overall) of the 2018 NFL Draft (4/28/18).

PRO: Drafted by the Rams in the seventh round of the 2018 NFL Draft...appeared in eight regular season games with three tackles on defense and three on special teams.

2019 SEASON: Primarily a special teams contributor...leads the Rams with four special teams tackles through Week 9... **vs. Cincinnati (10/27):** Played 15 snaps on special teams (62 percent)...**at Atlanta (10/20):** Recorded first defensive tackle of professional career...finished the game with three tackles (one solo)...played nine snaps defensively (16 percent)...**vs. San Francisco (10/13):** Played 20 snaps on special teams (77 percent)...**at Seattle (10/3):** Recorded one tackle on special teams, where he played 20 snaps (65 percent)...**vs. Tampa Bay (9/29):** Recorded two tackles while playing on special teams where he played 21 snaps (55 percent)...**at Cleveland (9/22):** Played 14 snaps on special teams (58 percent)...**vs. New Orleans (9/15):** Recorded first-career tackle on special teams where he played 18 snaps (67 percent)...**at Carolina (9/8):** Played one defensive snap.

2018 SEASON: Spent Weeks 7-17 and the postseason on the Rams practice squad.

COLLEGE: Became the first player in TCU history to lead the team in tackles for three consecutive seasons, topping the 100 mark in all three campaigns...as a senior in 2017, posted 108 stops on the season, which also enabled him to become the career leader in tackles (343) in the 17-year tenure of Head Coach Gary Patterson…named first-team All-Big 12 for the second-straight season…voted honorable-mention Big 12 Defensive Player of the Year…selected as the Valero Alamo Bowl Defensive Most Valuable Player for the second time in three seasons…started all 12 games in which he appeared… finished third in the Big 12 with 108 total tackles, including seven TFL…posted five games with double-digit stops, including four straight to end the year...in 2016 as a junior, started all 13 games, including first 12 games at linebacker then at strong safety for the AutoZone Liberty Bowl...named First-Team All-Big 12 and First-Team *Associated Press* All-Big 12...led the Big 12 and was ninth in FBS with 130 total tackles...posted 72 solo stops and 58 assisted tackles...posted double-digit tackles in eight games, including career-high 19 against Texas Tech...recorded 3.0 TFL, 1.5 sacks, one fumble forced, two fumble recoveries and two pass breakups...as a sophomore, in 2015, played in all 13 games with 11 starts...honorable mention All-Big 12...led the Horned Frogs in total tackles during the 2015 season with 105 stops, including 63 solo tackles...had 8.0 TFL...snared one interception, two pass breakups...forced three fumbles...in 2014 as a freshman, appeared in all 13 games...saw playing time on defense and special teams.

PERSONAL: Prepped at Longview High School...named District 12-5A Defensive Most Valuable Player as a senior...*Associated Press* honorable-mention 5A All-State selection...totaled eight interceptions and eight pass breakups as a senior...added four defensive touchdowns and two on punt returns as well as one blocked punt.

TRAVIN HOWARD NFL STATISTICS

REGULAR SEASON

			Tackles					Interceptions				Fumbles		
Year	Team	G/S	Total	Solo	Asst.	Sacks	Yards	Int.	Yards	Long	TD	PD	FF	FR	Yards
2019	Los Angeles Rams	8/0	3	1	2	0.0	0.0	0	0	0	0	0	0	0	0
Totals		**8/0**	**3**	**1**	**2**	**0.0**	**0.0**	**0**	**0**	**0**	**0**	**0**	**0**	**0**	**0**

Additional Stats: Special Teams Tackles: 2019 (4)

TRAVIN HOWARD NFL STATISTICS

2019 Los Angeles Rams

Game	W/L	P/S	T	S	A	Sk	Yds	Int	Yds	Lg	TD	PD	FF	FR	Yds
at CAR 9/8	W	1/0	0	0	0	0.0	0.0	0	0	0	0	0	0	0	0
NO 9/15	W	1/0	0	0	0	0.0	0.0	0	0	0	0	0	0	0	0
at Cle 9/22	W	1/0	0	0	0	0.0	0.0	0	0	0	0	0	0	0	0
TB 9/29	L	1/0	0	0	0	0.0	0.0	0	0	0	0	0	0	0	0
at Sea 10/3	L	1/0	0	0	0	0.0	0.0	0	0	0	0	0	0	0	0
SF 10/13	L	1/0	0	0	0	0.0	0.0	0	0	0	0	0	0	0	0
at Atl 10/20	W	1/0	3	1	2	0.0	0.0	0	0	0	0	0	0	0	0
Cin 10/27	W	1/0	0	0	0	0.0	0.0	0	0	0	0	0	0	0	0
at Pit 11/10															
Chi 11/17															
Bal 11/25															
at Ari 12/1															
Sea 12/8															
at Dal 12/15															
at SF TBD															
Ari 12/29															
Totals	**5-3**	**8/0**	**3**	**1**	**2**	**0.0**	**0.0**	**0**	**0**	**0**	**0**	**0**	**0**	**0**	**0**

69 SEBASTIAN JOSEPH-DAY

Defensive Tackle // Rutgers // Stroudsburg, Pa.

Ht./Wt.: 6-4/310
NFL Exp.: 1st (2nd Rams)
GP/GS, (Playoffs): 8/7, (0/0)
Birth Date: 3/21/1995
Acquired: D6C-2018 (No. 195)

TRANSACTIONS: Selected by the Rams in the sixth round (195th overall) of the 2018 NFL Draft (4/28/18).

PRO: First-year pro...earned starting spot at nose tackle during training camp...has played in eight regular season games (seven starts) and recorded 19 tackles.

2019 SEASON: Earned starting spot at nose tackle during training camp...earned first-career sack in a Week 4 contest against Tampa Bay...**vs. Cincinnati (10/27):** Recorded one solo tackle while playing 21 snaps defensively (25 percent)... **at Atlanta (10/20):** Started at nose tackle...recorded one solo tackle while playing 12 defensive snaps (22 percent)...**vs. San Francisco (10/13):** Started at nose tackle...tied a career-high with six tackles (five solo)...had one tackle for loss and one quarterback hit...played 44 defensive snaps (56 percent)...**at Seattle (10/3):** Started at nose tackle...recorded a career-high six tackles (three solo)...tallied one quarterback hit...played 40 defensive snaps (54 percent)...**vs. Tampa Bay (9/29):** Started at nose tackle...recorded 1.0 sack, the first of his career...added three solo tackles...played 37 defensive snaps (50 percent) and 11 special teams plays (29 percent)...**at Cleveland (9/22):** Started at nose tackle...tallied one tackle...played 17 snaps defensively (24 percent) and four special teams snaps (17 percent)...**vs. New Orleans (9/15):** Started at nose tackle...recorded first NFL tackle...played 22 snaps defensively (34 percent) and four snaps (15 percent) on special teams**...at Carolina (9/8):** Earned first career start in first game being active...played 36 snaps defensively (54 percent).

2018 SEASON: Spent the entire season on the Rams 53-man roster...declared inactive for all 16 regular season games and three postseason contests.

COLLEGE: Fifth-year senior played in 50 career games overall, including 49 consecutive to end career...as a senior, in 2017, started all 12 games at nose tackle...named honorable mention All-Big Ten in the coaches' vote...split the Homer Hazel Award for the team's MVP...named to the Academic All-Big Ten list for the third-straight year...honored as the team's recipient of the Big Ten Sportsmanship Award...totaled 41 tackles with 4.5 for a loss, 1.5 sacks, one pass batted down, one forced fumble one blocked field goal...in 2016, as a junior, played in all 12 games with 11 starts at nose tackle...named to the Academic All-Big Ten list...made 30 tackles on the season with 3.5 for loss, 1.0 sack, one forced fumble and one blocked field goal...as a sophomore in 2015, started all 12 games at nose tackle...one-of-22 in the program to be named Academic All-Big Ten...finished third on the team with 5.5 TFL...totaled 22 tackles on the season... as a redshirt freshman in 2014, played in all 13 games on the defensive line...registered three total tackles on the season...as a true freshman in 2013, appeared in one game before receiving a medical redshirt.

PERSONAL: Received undergraduate degree in journalism and media studies...was a graduate student in the labor studies program his final year at Rutgers.

SEBASTIAN JOSEPH-DAY NFL STATISTICS

REGULAR SEASON

			Tackles					Interceptions				Fumbles		
Year	Team	G/S	Total	Solo	Asst.	Sacks	Yards	Int.	Yards	Long	TD	PD	FF	FR	Yards
2018	Los Angeles Rams	0/0	-	-	-	-	-	-	-	-	-	-	-	-	-
2019	Los Angeles Rams	8/7	19	13	6	1.0	3.0	0	0	0	0	0	0	0	0
Totals		**8/7**	**19**	**13**	**6**	**1.0**	**3.0**	**0**	**0**	**0**	**0**	**0**	**0**	**0**	**0**

POSTSEASON

			Tackles					Interceptions				Fumbles		
Year	Team	G/S	Total	Solo	Asst.	Sacks	Yards	Int.	Yards	Long	TD	PD	FF	FR	Yards
2018	Los Angeles Rams	0/0	-	-	-	-	-	-	-	-	-	-	-	-	-
Totals		**0/0**	**0**	**0**	**0**	**0.0**	**0.0**	**0**	**0**	**0**	**0**	**0**	**0**	**0**	**0**

SEBASTIAN JOSEPH-DAY GAME-BY-GAME

2019 Los Angeles Rams

Game	W/L	P/S	T	S	A	Sk	Yds	Int	Yds	Lg	TD	PD	FF	FR	Yds
at CAR 9/8	W	1/1	0	0	0	0.0	0.0	0	0	0	0	0	0	0	0
NO 9/15	W	1/1	1	0	1	0.0	0.0	0	0	0	0	0	0	0	0
at Cle 9/22	W	1/1	1	0	1	0.0	0.0	0	0	0	0	0	0	0	0
TB 9/29	L	1/1	3	3	0	1.0	3.0	0	0	0	0	0	0	0	0
at Sea 10/3	L	1/1	6	3	3	0.0	0.0	0	0	0	0	0	0	0	0
SF 10/13	L	1/1	6	5	1	0.0	0.0	0	0	0	0	0	0	0	0
at Atl 10/20	W	1/1	1	1	0	0.0	0.0	0	0	0	0	0	0	0	0
Cin 10/27	W	1/0	1	1	0	0.0	0.0	0	0	0	0	0	0	0	0
at Pit 11/10															
Chi 11/17															
Bal 11/25															
at Ari 12/1															
Sea 12/8															
at Dal 12/15															
at SF TBD															
Ari 12/29															
Totals	**5-3**	**8/7**	**19**	**13**	**6**	**1.0**	**3.0**	**0**	**0**	**0**	**0**	**0**	**0**	**0**	**0**

2018 Los Angeles Rams

Game	W/L	P/S	T	S	A	Sk	Yds	Int	Yds	Lg	TD	PD	FF	FR	Yds
at Oak 9/10	W	0/0						Declared inactive							
Ari 9/16	W	0/0						Declared inactive							
LAC 9/23	W	0/0						Declared inactive							
Min 9/27	W	0/0						Declared inactive							
at Sea 10/7	W	0/0						Declared inactive							
at Den10/14	W	0/0						Declared inactive							
at SF 10/21	W	0/0						Declared inactive							
GB 10/28	W	0/0						Declared inactive							
at NO 11/4	L	0/0						Declared inactive							
Sea 11/11	W	0/0						Declared inactive							
KC 11/19	W	0/0						Declared inactive							
at Det 12/2	W	0/0						Declared inactive							
at Chi 12/9	L	0/0						Declared inactive							
Phi 12/16	L	0/0						Declared inactive							
at Ari 12/23	W	0/0						Declared inactive							
SF 12/30	W	0/0						Declared inactive							
Totals	**13-3**	**0/0**	**0**	**0**	**0**	**0.0**	**0**	**0**	**0**	**0**	**0**	**0**	**0**	**0**	**0**

2018 Postseason

Game	W/L	P/S	T	S	A	Sk	Yds	Int	Yds	Lg	TD	PD	FF	FR	Yds
Dal 1/12/19 *	W	0/0						Declared inactive							
at NO 1/20/19 ^	W	0/0						Declared inactive							
NE 2/3/19 !	L	0/0						Declared inactive							
Totals	**2-1**	**0/0**	**0**	**0**	**0**	**0.0**	**0.0**	**0**	**0**	**0**	**0**	**0**	**0**	**0**	**0**

* Denotes NFC Divisional Playoff Game, ^ Denotes NFC Championship Game, ! Denotes Super Bowl LIII

18 COOPER KUPP

Wide Receiver // Eastern Washington // Yakima, Wash.

Ht./Wt.: 6-2/208
NFL Exp.: 3rd (3rd Rams)
GP/GS, (Playoffs): 31/21, (1/0)
Birth Date: 6/15/1993
Acquired: D3A-2017 (No. 69)

TRANSACTIONS: Selected by the Rams in the third round (69th overall) of the 2017 NFL Draft (4/29/17).

PRO: Started 21-of-31 games career played...led the Rams in receiving yards (869) and ranked second in receptions (62) in his rookie season...named to the PFWA All-Rookie team in 2017.

2019 SEASON: Enters third professional season with the Rams...returned from season-ending injury in 2018...established career-high 220 receiving yards in Week 8 vs. Cincinnati... **vs. Cincinnati (10/27):** Started at wide receiver...totaled a career-high 220 receiving yards on seven catches...caught one touchdown on a 65-yard completion...had 165 receiving yards in the first half, the most by a Rams receiver in a half since 1999...became 15th player in franchise history to total 200-plus receiving yards in a game...most receiving yards in a game by a Ram since 1997...**at Atlanta (10/20):** Started at wide receiver... caught a team-high six passes for 50 yards...long reception of 17 yards...eclipsed the 2,000-yard receiving threshold for his career...**vs. San Francisco (10/13):** Started at wide receiver... caught four passes for 17 yards...played 45 offensive snaps (85 percent)...**at Seattle (10/3):** Caught nine passes for 117 yards... recorded over 100 receiving yards in fourth-consecutive game for the first time in his career...caught 15th-career touchdown... played 48 offensive snaps...**vs. Tampa Bay (9/29):** Started at wide receiver...caught nine passes for 121 yards...recorded his second-consecutive 100-yard game...caught his third touchdown of the year and his 14th from QB Jared Goff...played 92 offensive snaps (94 percent)...**at Cleveland (9/22):** Started at wide receiver...recorded a career-high 11 catches for 102 yards and two touchdowns...second multi-touchdown game of his career... caught his 12th and 13th touchdowns from QB Jared Goff, the most of any receiver Goff has played with...played all but one snap on offense...**vs. New Orleans (9/15):** Started at wide receiver...notched five receptions for 120 yards...long reception of 66 yards in fourth quarter, which was L.A.'s longest play from scrimmage since his 70-yard reception in Week 4 of the 2018 season...added one rushing attempt for six yards...**at Carolina (9/8):** Started in first appearance following a season-ending injury in 2018...posted seven receptions for 46 yards...averaged 6.6 yards per reception...played 69 snaps in first game action since Week 10 of 2018.

2018 SEASON: Placed on injured reserve (11/19/18)...**at Oakland (9/10):** Started at wide receiver...hauled in five receptions for 52 yards and one touchdown...**vs. Arizona (9/16):** Notched six receptions for 63 yards...served as the holder on one successful field goal and PAT attempt...**vs. Chargers (9/23):** Tallied four catches for 71 yards and a touchdown...registered a long of 53 yards...crossed the 1,000-yard receiving mark for his career... added one rushing attempt...**vs. Vikings (9/27):** Posted personal bests across the board including nine receptions for 162 yards and two touchdowns...averaged 18.0 yards per reception... recorded a new career-long 70-yard reception for a touchdown... also the longest scoring play for the team this season...added one punt return for four yards...**at Seattle (10/7):** Notched six catches for 90 yards and one touchdown...his third-consecutive game with a touchdown catch...averaged 15.0 yards per reception... left the game with an injury and did not play the second half...**at Denver (10/14):** Started at wide receiver...played 28 offensive snaps prior to leaving the game due to injury...recorded one rushing attempt for 12 yards...**at San Francisco (10/21):** Declared inactive...**vs. Green Bay (10/28):** Declared inactive... **at New Orleans (11/4):** Started at wide receiver...caught five passes for 89 yards, one touchdown and an average of 17.8 yards per catch...his longest reception was a 41-yard touchdown in the fourth quarter...set a new single-season career-high with six receiving touchdowns...named an honorary team captain...**vs. Seattle (11/11):** Started at wide receiver...hauled in five passes for 39 yards prior to leaving the game with an injury in the fourth quarter...recorded his 100th career reception to become the 60th player to reach the century mark for receptions in Rams history... his longest reception was 25 yards.

2017 SEASON: Started in six-of-15 games and played in one postseason game...tallied 62 receptions for 869 yards and five touchdowns in regular season action...led the team in receiving yards...set the Rams rookie record for receptions...named to PFWA All-Rookie team...**Wild Card vs. Atlanta (1/6/18):** Saw action at wide receiver...tallied eight receptions for 69 yards and one touchdown...became the first Rams rookie in franchise history to catch eight passes in a postseason game...**at Tennessee (12/24):** Started at wide receiver...registered four receptions for 65 yards and one touchdown...**vs. Philadelphia (12/10):** Started at wide receiver...hauled in five receptions for a career-high 118 yards, including a career-long 64-yard reception and one touchdown... posted his second-career 100-plus yard game...**at Arizona (12/3):** Started at wide receiver...registered five receptions for 68 yards... **vs. New Orleans (11/26):** Saw action at wide receiver...recorded a career high in receptions (eight) for 116 receiving yards...first 100-plus yard game of his career...**at Minnesota (11/19):** Started at wide receiver...hauled in six receptions for 64 yards...**at New York Giants (11/5):** Made first career start at wide receiver... recorded three receptions for 54 yards...**vs. Arizona (10/22):** Saw action at wide receiver...hauled in four receptions for 51 yards and a touchdown...**at Dallas (10/1):** Saw action at wide receiver...had five receptions for 60 yards and a touchdown...**vs. Indianapolis (9/10):** Saw action at wide receiver and had four receptions for a game-high 76 yards and a touchdown.

COLLEGE: Kupp was a consensus FCS All-American for the four-straight seasons...earned First-Team All-America honors on all eight 2016 teams announced, bringing his total of All-America honors won in four seasons to 30 (all first-team, including nine in 2013, six in 2014, seven in 2015 and eight in 2016)...in addition, he earned 14 different national player of the year accolades in his career and was a three-time Academic All-America selection... in 2016, Kupp became the first wide receiver and just the fourth player overall in the 54-year history of the Big Sky Conference to earn First Team All-Big Sky honors four seasons...in 2015, Kupp became only the second wide receiver in 42 years to capture the Big Sky Conference Offensive MVP Award, then became one of only 10 repeat winners in league history in 2016...also a two-time team co-captain, honored four times on the Big Sky Conference All-Academic team and was twice selected as an Academic All-Star by the FCS Athletic Director's Association...he was honored as Big Sky Conference Player of the Week six times in his career – four times on offense and twice on special teams... Kupp established 15 FCS, 11 Big Sky and 26 EWU records in his

illustrious 52-game Eastern career (all as a starter), and added a collegiate all-division mark...his 6,464 yards, 428 receptions, 73 touchdown catches, 124.3 average yards per game and 1.40 average touchdowns per game were all FCS records.

PERSONAL: Attended Davis High School where he was a two-way All-State selection...earned First-Team 4A All-State honors as a defensive back and honorable mention accolades as a wide receiver from the Associated Press...finished his senior season with 60 receptions for 1,059 yards (17.7 per catch) and 18 touchdowns, and scored 22 total touchdowns to set a school record...married to the former Anna Croskrey...parents are Craig and Karin Kupp, who were both inducted into the Pacific Lutheran University Hall of Fame in 2003...his father was a fifth-round draft pick by the New York Giants in 1990 and played in 1991 for the Phoenix Cardinals and the Dallas Cowboys...his grandfather, Jake Kupp, was an offensive lineman for the University of Washington and was drafted by the Dallas Cowboys in the 1964 NFL draft and played from 1964-75 with stints with the Washington Redskins, New Orleans Saints and Atlanta Falcons... he was named to the NFL All-Rookie team and was inducted into the New Orleans Saints Hall of Fame in 1991...earned his bachelor's degree in economics. He and his wife, Anna, have one son.

COOPER KUPP NFL STATISTICS

REGULAR SEASON

			Receiving					Rushing			
Year	Team	G/S	No.	Yards	Avg.	Long	TD	Att.	Yards	Avg.	Long	TD
2017	Los Angeles Rams	15/6	62	869	14.0	64	5	0	0	0.0	0	0
2018	Los Angeles Rams	8/8	40	566	14.2	70t	6	4	25	6.3	12	0
2019	Los Angeles Rams	8/7	58	792	13.7	66	5	2	4	2.0	6	0
Totals		**31/21**	**160**	**2,227**	**13.9**	**70t**	**16**	**6**	**29**	**4.8**	**12**	**0**

POSTSEASON

			Receiving					Rushing			
Year	Team	G/S	No.	Yards	Avg.	Long	TD	Att.	Yards	Avg.	Long	TD
2017	Los Angeles Rams	1/0	8	69	8.6	15	1	0	0	0.0	0	0
Totals		**1/0**	**8**	**69**	**8.6**	**15**	**1**	**0**	**0**	**0.0**	**0**	**0**

Additional Career Statistics: Returned one punt for four yards vs. Minnesota (9/27/18).

COOPER KUPP GAME-BY-GAME

2019 Los Angeles Rams

			Receiving					Rushing				
Game	W/L	P/S	No.	Yards	Avg.	Long	TD	Att.	Yards	Avg.	Long	TD
at Car 9/8	W	1/1	7	46	6.6	10	0	0	0	0	0	0
NO 9/15	W	1/1	5	120	24.0	66	0	1	6	6.0	6	0
at Cle 9/22	W	1/1	11	101	9.3	22	2	0	0	0.0	0	0
TB 9/29	L	1/1	9	121	13.4	29	1	1	-2	-2.0	-2	0
at Sea 10/3	L	1/0	9	117	13.0	26	1	0	0	0.0	0	0
SF 10/13	L	1/1	4	17	4.3	6	0	0	0	0.0	0	0
at Atl 10/20	W	1/1	6	50	8.3	17	0	0	0	0.0	0	0
Cin 10/27	W	1/1	7	220	31.4	**65**	1	0	0	0.0	0	0
at Pit 11/10												
Chi 11/17												
Bal 11/25												
at Ari 12/1												
Sea 12/8												
at Dal 12/15												
SF TBD												
Ari 12/29												
Totals	**5-3**	**8/7**	**58**	**792**	**13.7**	**66**	**5**	**2**	**4**	**2.0**	**6**	**0**

2017 Los Angeles Rams

			Receiving					Rushing				
Game	W/L	P/S	No.	Yards	Avg.	Long	TD	Att.	Yards	Avg.	Long	TD
Ind 9/10	W	1/0	4	76	19.0	28	1	0	0	0.0	0	0
Was 9/17	L	1/0	3	33	11.0	17	0	0	0	0.0	0	0
at SF 9/21	W	1/0	2	17	17.0	13	0	0	0	0.0	0	0
at Dal 10/1	W	1/0	5	60	12.0	24	1	0	0	0.0	0	0
Sea 10/8	L	1/0	3	44	14.7	19	0	0	0	0.0	0	0
at Jax 10/15	W	1/0	2	35	17.5	22	0	0	0	0.0	0	0
Ari 10/22	W	1/0	4	51	12.8	18	1	0	0	0.0	0	0
at NYG 11/5	W	1/1	3	54	18.0	35	0	0	0	0.0	0	0
Hou 11/12	W	1/0	6	47	7.8	19	0	0	0.	0.0	0	0
at Min 11/19	L	1/1	6	64	10.7	23	0	0	0	0.0	0	0
NO 11/26	W	1/0	8	116	14.5	53	0	0	0	0.0	0	0
at Ari 12/3	W	1/1	5	68	13.6	25	0	0	0	0.0	0	0
Phi 12/10	L	1/1	5	118	23.6	64	1	0	0	0.0	0	0
at Sea 12/17	W	1/1	2	21	10.5	15	0	0	0	0.0	0	0
at Ten 12/24	W	1/1	4	65	16.3	34	1	0	0	0.0	0	0
SF 12/31	L				Did Not Play							
Totals	**11-5**	**15/6**	**62**	**869**	**14.0**	**64**	**5**	**0**	**0**	**0.0**	**0**	**0**

2017 Postseason

			Receiving					Rushing				
Game	W/L	P/S	No.	Yards	Avg.	Long	TD	Att.	Yards	Avg.	Long	TD
Atl 1/6/18	L	1/0	8	69	8.6	15	1	0	0	0.0	0	0
Totals	**0-1**	**1/0**	**8**	**69**	**8.6**	**15**	**1**	**0**	**0**	**0.0**	**0**	**0**

2018 Los Angeles Rams

			Receiving					Rushing				
Game	W/L	P/S	No.	Yards	Avg.	Long	TD	Att.	Yards	Avg.	Long	TD
at Oak 9/10	W	1/1	5	52	10.4	12	1	2	10	8.0	12	0
Ari 9/16	W	1/1	6	63	10.5	29	0	0	0	0.0	0	0
LAC 9/23	W	1/1	4	71	17.8	**53t**	1	1	-3	-3.0	-3	0
Min 9/27	W	1/1	9	162	18.0	**70t**	2	0	0	0.0	0	0
at Sea 10/7	W	1/1	6	90	15.0	27	1	0	0	0.0	0	0
at Den 10/14	W	1/1	0	0	0.0	0	0	1	12	12.0	12	0
at SF 10/21	W	0/0				Declared inactive						
GB 10/28	W	0/0				Declared inactive						
at NO 11/4	L	1/1	5	89	17.8	**41t**	1	0	0	0.0	0	0
Sea 11/11	W	1/1	5	39	7.8	25	0	0	0	0.0	0	0
KC 11/19	W	0/0				Injured reserve (IR)						
at Det 12/2												
at Chi Phi 12/9												
Phi 12/16												
at Ari 12/23												
SF 12/30												
Totals	**10-1**	**8/8**	**40**	**566**	**14.2**	**70t**	**6**	**4**	**25**	**6.3**	**12**	**0**

58 CORY LITTLETON

Linebacker // Washington // Spring Valley, Calif.

Ht./Wt.: 6-3/228
NFL Exp.: 4th (4th Rams)
GP/GS, (Playoffs): 56/29, (4/3)
Birth Date: 11/18/1993
Acquired: UDFA-2016

TRANSACTIONS: Signed with the Los Angeles Rams as an undrafted free agent (5/6/16).

PRO: Fourth-year pro, has played in all 56 regular season games (29 starts) and four postseason games (three starts) since joining the team as an undrafted free agent in 2016...selected to the 2018 Pro Bowl as a special teamer...earned Associated Press Second-Team All-Pro honors for his performance on special teams in 2018...tallied 232 career tackles (152 solo), 6.5 sacks, five interceptions and 25 passes defensed...registered first-career sack and first-career interception in Week 16 win over the Titans to clinch the NFC West for the first time since 2003.

2019 SEASON: Enters fourth professional season with the Rams...**vs Cincinnati (10/27):** Started at linebacker...recorded eight tackles (five solo)...tallied 0.5 sack for a three yard loss... added one QB hit...**at Atlanta (10/20):** Started at linebacker... recorded three solo tackles...sacked QB Matt Ryan for his first sack of the season and the sixth of his career...snared one interception, the sixth of his career...added two tackles for loss, one quarterback hit and one pass defensed...**vs San Francisco (10/13):** Started at linebacker...tied a career-high with 14 tackles (nine solo)...had one pass defensed...played all 78 defensive snaps and 11 special teams plays (42 percent)...**at Seattle (10/3):** Started at linebacker...recorded seven tackles (three solo)... recovered a fumble, his second of the season...played all 74 defensive snaps and nine plays on special teams...**vs Tampa Bay (9/29):** Started at linebacker...recorded eight tackles (three solo)... played all 74 defensive snaps and 10 special teams snaps (26 percent)...**at Cleveland (9/22):** Started at linebacker...recorded four tackles (three solo)...two passes defensed...played all 72 snaps defensively and seven special teams snaps (29 percent)... **vs New Orleans (9/15):** Started at linebacker...posted a team-high eight tackles (five solo)...two passes defended...one of three players to play all 65 defensive snaps...played nine snaps (33 percent) on special teams...**at Carolina (9/8):** Started at linebacker...forced second career fumble and recovered the ball to put a stop to Carolina's opening series...recorded an interception in the fourth quarter, fifth of his career and first of the season... added a team-high 14 total tackles, including eight solo...added two passes defended...one of two players to play all 67 snaps on defense.

2018 SEASON: Started all 16 regular season games and three postseason contests, including Super Bowl LIII...led the team with 125 tackles (90 solo), 4.0 sacks, 13 passes defensed, 4.0 sacks and three interceptions including one returned for a touchdown... his 125 tackles were the 10th-most in the NFL in 2018...added two blocked punts and one punt deflection...**at Oakland (9/10):** Started at linebacker and saw action on special teams...recorded a team-high 13 tackles (11 solo), one interception and one pass defensed...**vs. Chargers (9/23):** Recorded a team-leading 10 tackles (five solo), one pass defensed and a blocked punt, the third of his career...all three blocked punts have come since the beginning of the 2017 season...played all 52 defensive snaps... **vs. Minnesota (9/27):** Notched nine total tackles (five solo), two passes defensed and one tackle for loss...played all 74 defensive snaps...**at Seattle (10/7):** Tallied eight tackles (three solo) and two passes defensed...recorded a pass deflection in four of the first five games of the season...his second consecutive game with multiple passes defensed...played all 60 defensive snaps...deflected a punt in the first quarter...**at Denver (10/14):** Started at linebacker and saw action on special teams...recorded five tackles (four solo) and two passes defensed...his third consecutive game with multiple passes defensed...played all 66 defensive snaps...**at San Francisco (10/21):** Started at linebacker and saw action on special teams...notched a team-high 10 tackles (eight solo), 2.0 sacks, three tackles for loss and two quarterback hits...blocked a punt out of the end zone for a safety...his second blocked punt of the season and the fourth of his career...marks his second-consecutive season with multiple blocked punts...**vs. Green Bay (10/28):** Started at linebacker and saw action on special teams...tallied a team-high eight tackles (seven solo), one tackle for loss and one quarterback hit...recorded 1.0 sack for a 14-yard loss...recorded a sack in consecutive weeks for the first time in his career...**vs. Seattle (11/11):** Started at linebacker and saw action on special teams... shared the team lead in tackles with nine (six solo) and one for loss and one pass deflection... played 67-of-68 defensive snaps... **at Detroit (12/2):** Started at linebacker and saw action on special teams...totaled four tackles (two solo) including two for loss, 1.0 sack, one quarterback hit and one pass defensed...**at Chicago (12/9):** Started at linebacker and saw action on special teams... notched six tackles (five solo) including one for loss...reached 100 total tackles in a single season for the first time in his career...**at Arizona (12/23):** Started at linebacker and saw action on special teams...posted a team-leading nine tackles (seven solo) on defense...added one pass defensed...**vs. San Francisco (12/30):** Started at linebacker and saw action on special teams...totaled four tackles (three solo) and two passes defensed...notched two interceptions and returned one for his first touchdown of his career...marked his second and third interceptions of the season... **Divisional Round vs. Dallas (1/12/19):** Started at linebacker and saw action on special teams...tied for the team lead in tackles with seven (five solo) including one tackle for loss...added one pass defensed and one quarterback hit...**Championship Round at New Orleans (1/20/19):** Started at linebacker and saw action on special teams...led the team with 12 tackles (11 solo), a new postseason career high...played all 67 defensive snaps...**Super Bowl LIII (2/3/19):** Started at linebacker and saw action on special teams...played all 72 defensive snaps...led the team with 10 tackles (six solo)...added two passes defensed and his first-career postseason interception.

2017 SEASON: Played in all 16 games with four starts and played in one postseason game...recorded 31 tackles (19 solo), one sack, three passes defensed, one forced fumble and one interception...**vs. Indianapolis (9/10):** Saw action at linebacker and forced a fumble and added solo one tackle...also tallied one special teams tackle...**at San Francisco (9/21):** Saw action at linebacker and on special teams and registered one solo tackle... **at Jacksonville (10/16):** Saw action at outside linebacker and on special teams...collected two tackles...blocked a punt that was returned for a touchdown...**vs. Arizona (10/22):** Saw action at outside linebacker and on special teams...registered his first career pass defensed...tallied three special teams tackles...**at New York Giants (11/5):** Saw action on defense and on special teams...collected two solo tackles and one pass defensed...

blocked a Brad Wing punt in the third quarter...his second blocked punt of the season...**vs. Philadelphia (12/10):** Started at outside linebacker...recorded four tackles (three solo) and one quarterback hit...added one tackle on special teams...**at Seattle (12/17):** Saw action on defense and on special teams...collected four tackles (two solo), including one for loss...added two tackles on special teams...**at Tennessee (12/24):** Started at linebacker for an injured LB Mark Barron and saw action on special teams...recorded a career-high seven tackles (three solo), including one for loss... also notched one pass defensed, his first career interception and a sack...**vs. San Francisco (12/31):** Started at linebacker and saw action on special teams...totaled a career-high eight tackles (five solo)...**Wild Card vs. Atlanta (1/6/18):** Saw action at linebacker and on special teams...notched one special teams tackle.

2016 SEASON: Played in all 16 games on defense and special teams...finished his rookie season with 13 tackles and nine special teams tackles...recipient of the Carroll Rosenbloom Memorial Award as the club's top rookie...**vs. New York Giants (10/23):** Recorded a personal-best two special teams tackles...**vs. Miami (11/20):** Played on defense and special teams...recorded his first career tackle...**at New Orleans (11/27):** Registered two tackles (one solo)...added one special teams tackle...**at New England (12/4):** Notched a career-high six tackles (five solo)...added one special teams tackle...**vs. Arizona (1/1):** Led the team with two special teams tackles.

COLLEGE: Played in 49 games...registered 178 career tackles (100 solo), 12.0 sacks, six passes defensed, three forced fumble, and two fumble recoveries...in 2015, started all 13 games... garnered 65 tackles (39 solo), 6.0 sacks, and two passes defensed...named honorable mention All-Pac-12...finished 10th in the Pac-12 in sacks (6.0)...in 2014, played in all 14 games with four starts...collected 37 tackles (22 solo), 1.0 sack, one forced fumble, and one fumble recovery...in 2013, started all 13 games at defensive end...made 62 tackles, 5.0 sacks, two passes defensed, one forced fumble and one fumble recovery...in 2012, played in nine games, had 14 tackles (six solo) and one forced fumble.

PERSONAL: Attended Mount Miguel High School...named first-team All-CIF San Diego Section and First-Team All-East County as both a junior and senior at defensive end...as a senior, helped Mount Miguel to an 8-2 record and a berth in the quarterfinals of the CIF San Diego Section Division IV playoffs...also played basketball.

CORY LITTLETON NFL STATISTICS

REGULAR SEASON

			Tackles					Interceptions				Fumbles		
Year	Team	G/S	Total	Solo	Asst.	Sacks	Yards	Int.	Yards	Long	TD	PD	FF	FR	Yards
2016	Los Angeles Rams	16/1	10	8	5	0.0	0.0	0	0	0	0	0	0	0	0
2017	Los Angeles Rams	16/4	31	19	12	1.0	6.0	1	2	0	0	4	1	0	0
2018	Los Angeles Rams	16/16	125	90	35	4.0	43.0	3	48	0	1	13	0	0	0
2019	Los Angeles Rams	8/8	66	38	28	1.5	11.0	2	32	26	0	8	1	2	3
Totals		**56/29**	**232**	**152**	**80**	**6.5**	**60.0**	**6**	**82**	**26**	**1**	**25**	**2**	**2**	**3**

POSTSEASON

			Tackles					Interceptions				Fumbles		
Year	Team	G/S	Total	Solo	Asst.	Sacks	Yards	Int.	Yards	Long	TD	PD	FF	FR	Yards
2017	Los Angeles Rams	1/0	0	0	0	0.0	0.0	0	0	0	0	0	0	0	0
2018	Los Angeles Rams	3/3	29	22	7	0.0	0.0	1	0	0	0	3	0	0	0
Totals		**4/3**	**29**	**22**	**7**	**0.0**	**0.0**	**1**	**0**	**0**	**0**	**3**	**0**	**0**	**0**

Additional Career Statistics: Blocked Punt: 2018 (2), 2017 (2); Deflected Punt: 2018 (1); Special Teams Tackles: 2017: (7), 2016: (9); Postseason: 2018 (1).

CORY LITTLETON GAME-BY-GAME

2019 Los Angeles Rams

Game	W/L	P/S	T	S	A	Sk	Yds	Int	Yds	Lg	TD	PD	FF	FR	Yds
at CAR 9/8	W	1/1	14	8	6	0.0	0.0	1	26	26	0	2	1	1	3
NO 9/15	W	1/1	8	5	3	0.0	0.0	0	0	0	0	2	0	0	0
at Cle 9/22	W	1/1	4	3	1	0.0	0.0	0	0	0	0	2	0	0	0
TB 9/29	L	1/1	8	3	5	0.0	0.0	0	0	0	0	0	0	0	0
at Sea 10/3	L	1/1	7	3	4	0.0	0.0	0	0	0	0	0	0	0	0
SF 10/13	L	1/1	14	9	5	0.0	0.0	0	0	0	0	1	0	1	0
at Atl 10/20	W	1/1	3	3	0	1.0	8.0	1	6	6	0	1	0	0	0
Cin 10/27	W	1/1	8	4	4	0.5	3.0	0	0	0	0	0	0	0	0
at Pit 11/10															
Chi 11/17															
Bal 11/25															
at Ari 12/1															
Sea 12/8															
at Dal 12/15															
at SF TBD															
Ari 12/29															
Totals	**5-3**	**8/8**	**66**	**38**	**28**	**1.5**	**11.0**	**2**	**32**	**26**	**0**	**8**	**1**	**2**	**3**

2018 Los Angeles Rams

Game	W/L	P/S	T	S	A	Sk	Yds	Int	Yds	Lg	TD	PD	FF	FR	Yds
at Oak 9/10	W	1/1	13	11	2	0.0	0.0	1	7	0	0	1	0	0	0
Ari 9/16	W	1/1	3	3	0	0.0	0.0	0	0	0	0	0	0	0	0
LAC 9/23	W	1/1	10	5	5	0.0	0.0	0	0	0	0	1	0	0	0
Min 9/27	W	1/1	9	5	4	0.0	0.0	0	0	0	0	2	0	0	0
at Sea 10/7	W	1/1	8	3	5	0.0	0.0	0	0	0	0	2	0	0	0
at Den 10/14	W	1/1	5	4	1	0.0	0.0	0	0	0	0	2	0	0	0
at SF 10/21	W	1/1	10	8	2	2.0	19.0	0	0	0	0	0	0	0	0
GB 10/28	W	1/1	8	7	1	1.0	14.0	0	0	0	0	0	0	0	0
at NO 11/4	L	1/1	9	7	2	0.0	0.0	0	0	0	0	0	0	0	0
Sea 11/11	W	1/1	8	6	2	0.0	0.0	0	0	0	0	1	0	0	0
KC 11/19	W	1/1	8	7	1	0.0	0.0	0	0	0	0	0	0	0	0
at Det 12/2	W	1/1	4	2	2	1.0	10.0	0	0	0	0	1	0	0	0
at Chi 12/9	L	1/1	7	5	2	0.0	0.0	0	0	0	0	0	0	0	0
Phi 12/16	L	1/1	10	7	3	0.0	0.0	0	0	0	0	0	0	0	0
at Ari 12/23	W	1/1	9	7	2	0.0	0.0	0	0	0	0	1	0	0	0
SF 12/30	W	1/1	4	3	1	0.0	0.0	2	41	22	1	2	0	0	0
Totals	**13-3**	**16/16**	**125**	**90**	**35**	**4.0**	**43.0**	**3**	**48**	**22**	**1**	**13**	**0**	**0**	**0**

2018 Postseason

Game	W/L	P/S	T	S	A	Sk	Yds	Int	Yds	Lg	TD	PD	FF	FR	Yds
Dal 1/12/19 *	W	1/1	7	5	2	0.0	0.0	0	0	0	0	1	0	0	0
at NO 1/20/19 ^	W	1/1	12	11	1	0.0	0.0	0	0	0	0	0	0	0	0
NE 2/3/19 !	L	1/1	10	6	4	0.0	0.0	1	0	0	0	2	0	0	0
Totals	**2-1**	**3/3**	**29**	**22**	**7**	**0.0**	**0.0**	**1**	**0**	**0**	**0**	**3**	**0**	**0**	**0**

* Denotes NFC Divisional Playoff Game, ^ Denotes NFC Championship Game, ! Denotes Super Bowl LIII

2017 Los Angeles Rams

Game	W/L	P/S	T	S	A	Sk	Yds	Int	Yds	Lg	TD	PD	FF	FR	Yds
Ind 9/10	W	1/0	1	1	0	0.0	0.0	0	0	0	0	0	1	0	0
Was 9/17	L	1/0	0	0	0	0.0	0.0	0	0	0	0	0	0	0	0
at SF 9/21	W	1/0	1	1	0	0.0	0.0	0	0	0	0	0	0	0	0
at Dal 10/1	W	1/0	0	0	0	0.0	0.0	0	0	0	0	0	0	0	0
Sea 10/8	L	1/1	2	2	0	0.0	0.0	0	0	0	0	0	0	0	0
at Jax 10/15	W	1/0	2	0	2	0.0	0.0	0	0	0	0	0	0	0	0
Ari 10/22	W	1/0	0	0	0	0.0	0.0	0	0	0	0	1	0	0	0
at NYG 11/5	W	1/0	2	2	0	0.0	0.0	0	0	0	0	1	0	0	0
Hou 11/12	W	1/0	0	0	0	0.0	0.0	0	0	0	0	1	0	0	0
at Min 11/19	L	1/0	0	0	0	0.0	0.0	0	0	0	0	0	0	0	0
NO 11/26	W	1/0	0	0	0	0.0	0.0	0	0	0	0	0	0	0	0
at Ari 12/3	W	1/0	0	0	0	0.0	0.0	0	0	0	0	0	0	0	0
Phi 12/10	L	1/1	4	3	1	0.0	0.0	0	0	0	0	0	0	0	0
at Sea 12/17	W	1/0	4	2	2	0.0	0.0	0	0	0	0	0	0	0	0
at Ten 12/24	W	1/1	7	3	4	1.0	6.0	1	2	0	0	1	0	0	0
SF 12/31	L	1/1	8	5	3	0.0	0.0	0	0	0	0	0	0	0	0
Totals	**11-5**	**16/4**	**31**	**19**	**12**	**1.0**	**6.0**	**1**	**2**	**0**	**0**	**4**	**1**	**0**	**0**

2017 Postseason

Game	W/L	P/S	T	S	A	Sk	Yds	Int	Yds	Lg	TD	PD	FF	FR	Yds
Atl 1/6/18 *	L	1/0	0	0	0	0.0	0.0	0	0	0	0	0	0	0	0
Totals	**0-1**	**1/0**	**0**	**0**	**0**	**0.0**	**0.0**	**0**	**0**	**0**	**0**	**0**	**0**	**0**	**0**

* Denotes NFC Wild Card Game

2016 Los Angeles Rams

Game	W/L	P/S	T	S	A	Sk	Yds	Int	Yds	Lg	TD	PD	FF	FR	Yds
at SF 9/12	L	1/0	0	0	0	0.0	0.0	0	0	0	0	0	0	0	0
Sea 9/18	W	1/0	0	0	0	0.0	0.0	0	0	0	0	0	0	0	0
at TB 9/25	W	1/0	0	0	0	0.0	0.0	0	0	0	0	0	0	0	0
at Ari 10/2	W	1/0	0	0	0	0.0	0.0	0	0	0	0	0	0	0	0
Buf 10/9	L	1/0	0	0	0	0.0	0.0	0	0	0	0	0	0	0	0
at Det 10/16	L	1/0	0	0	0	0.0	0.0	0	0	0	0	0	0	0	0
NYG 10/23	L	1/0	0	0	0	0.0	0.0	0	0	0	0	0	0	0	0
Car 11/6	L	1/0	0	0	0	0.0	0.0	0	0	0	0	0	0	0	0
at NYJ 11/13	W	1/0	0	0	0	0.0	0.0	0	0	0	0	0	0	0	0
Mia 11/20	L	1/0	1	0	1	0.0	0.0	0	0	0	0	0	0	0	0
at NO 11/27	L	1/0	2	1	1	0.0	0.0	0	0	0	0	0	0	0	0
at NE 12/4	L	1/0	6	5	1	0.0	0.0	0	0	0	0	0	0	0	0
Atl 12/11	L	1/1	2	1	0	0.0	0.0	0	0	0	0	0	0	0	0
at Sea 12/15	L	1/0	2	1	1	0.0	0.0	0	0	0	0	0	0	0	0
SF 12/24	L	1/0	0	0	0	0.0	0.0	0	0	0	0	0	0	0	0
Ari 1/1/17	L	1/0	0	0	0	0.0	0.0	0	0	0	0	0	0	0	0
Totals	**4-12**	**16/1**	**13**	**8**	**5**	**0.0**	**0.0**	**0**	**0**	**0**	**0**	**0**	**0**	**0**	**0**

25 DAVID LONG JR.

Cornerback // Michigan // Los Angeles, Calif.

Ht./Wt.: 5-11/196
NFL Exp.: Rookie
GP/GS, (Playoffs): 2/0, (0/0)
Birth Date: 2/6/1998
Acquired: D3B-2018 (No. 79)

TRANSACTIONS: Selected by the Rams in the third round (79th overall) of the 2019 NFL Draft (4/26/19).

PRO: Has appeared in two games...recorded one tackle on defense.

2019 SEASON: Made NFL debut in Week 7 game at Atlanta where he recorded one tackle defensively...**vs. Cincinnati (10/27):** Saw action on special teams where he played 14 snaps (58 percent)... **at Atlanta (10/20):** Made professional debut after being inactive for first six weeks of the season...recorded one solo tackle on defense while playing nine snaps (16 percent)...**vs. San Francisco (10/13):** Declared inactive..**at Seattle (10/3):** Declared inactive... **vs. Tampa Bay (9/29):** Declared inactive...**at Cleveland (9/22):** Declared inactive...**vs. New Orleans (9/15):** Declared inactive...**at Carolina (9/8):** Declared inactive.

COLLEGE: Two-year letterman at Michigan...played in 30 contests during his career with 26 starts at cornerback...started every game at cornerback during the 2017 and 2018 seasons...recorded 17 pass breakups, three interceptions, an assisted sack, two tackles for loss and 38 total stops during his career...2018 All-Big Ten First-Team honoree...2017 All-Big Ten honorable mention...as a junior in 2018, earned second varsity letter...started all 13 games at cornerback...All-Big Ten First-Team (coaches)...All-Big Ten Third-Team (media)...named the team's defensive skill player of the year...registered 17 tackles, one interception and nine passed defensed...earned his first varsity letter as a sophomore in 2017... earned All-Big Ten honorable mention (media)...started all 13 games at cornerback...contributed 21 tackles, two tackles for loss, an assisted sack, two interceptions and eight pass breakups... earned his first career start at cornerback against Florida in the Advocare Classic...played in four games as a freshman in 2016... made college debut as backup cornerback vs. Hawaii...played on special teams against Colorado...saw action at cornerback vs. Penn State...played cornerback and special teams against Rutgers.

PERSONAL: Attended Loyola High School (2016) coached by Marvin Sanders...recorded 19 tackles, five pass breakups and one interception as a senior...caught 25 passes for 525 yards and seven touchdowns as a senior...participated in 2016 U.S. Army All-American Bowl...was enrolled in the College of Literature, Science and the Arts, majored in sociology at Michigan.

DAVID LONG JR. NFL STATISTICS

REGULAR SEASON

			Tackles					Interceptions				Fumbles		
Year	Team	G/S	Total	Solo	Asst.	Sacks	Yards	Int.	Yards	Long	TD	PD	FF	FR	Yards
2019	Los Angeles Rams	2/0	1	0	1	0	0	0	0	0	0	0	0	0	0
Totals		**2/0**	**1**	**0**	**1**	**0.0**	**0.0**	**0**	**0**	**0**	**0**	**0**	**0**	**0**	**0**

DAVID LONG JR. GAME-BY-GAME

2019 Los Angeles Rams

Game	W/L	P/S	T	S	A	Sk	Yds	Int	Yds	Lg	TD	PD	FF	FR	Yds
at CAR 9/8	W	0/0						Inactive							
NO 9/15	W	0/0						Inactive							
at Cle 9/22	W	0/0						Inactive							
TB 9/29	L	0/0						Inactive							
at Sea 10/3	L	0/0						Inactive							
SF 10/13	L	0/0						Inactive							
at Atl 10/20	W	1/0	1	1	0	0.0	0.0	0	0	0	0	0	0	0	0
Cin 10/27	W	1/0	0	0	0	0.0	0.0	0	0	0	0	0	0	0	0
at Pit 11/10															
Chi 11/17															
Bal 11/25															
at Ari 12/1															
Sea 12/8															
at Dal 12/15															
at SF TBD															
Ari 12/29															
Totals	**5-3**	**2/0**	**1**	**1**	**0**	**0.0**	**0.0**	**0**	**0**	**0**	**0**	**0**	**0**	**0**	**0**



52 CLAY MATTHEWS

Linebacker // USC // Agoura Hills, Calif.

Ht./Wt.: 6-3/255
NFL Exp.: 11th (1st Rams)
GP/GS, (Playoffs): 148/142, (15/15)
Birth Date: 5/14/1986
Acquired: FA-2019

TRANSACTIONS: Signed by the Rams as an unrestricted free agent (3/21/19)...declared free agent (3/13/19)...resigned with the Packers (4/17/15)...signed by Green Bay as a first-round draft choice (26th overall) in the 2009 NFL Draft (7/30/09).

PRO: Eleventh year pro...earned six Pro Bowl selections in his first nine seasons, two more than any Packers linebacker and tied with White for the second-most selections by a defensive player in team history, trailing only S Willie Wood (eight)...has 11.0 sacks in 15 career playoff games, the most in Packers franchise postseason history (since 1982) and tied for No. 5 in NFL playoff history...joined former DE Julius Peppers (84 and seven) as the only players in the NFL with 80-plus sacks (80) and five-plus interceptions (six) from 2009-17...named First-Team All-Pro by *The Associated Press* in 2010, the first Green Bay linebacker to earn that honor since Tim Harris in 1989. Finished second to Pittsburgh S Troy Polamalu in the AP's Defensive Player of the Year voting in 2010.

2019 SEASON: Enters first season as a Ram as starter at OLB... **vs. Cincinnati (10/27):** Declared inactive...**at Atlanta (10/20):** Declared inactive...**vs. San Francisco (10/13):** Declared inactive after injuring his jaw in Week 5 at Seattle...**at Seattle (10/3):** Started at OLB...finished with five tackles (four solo)...recorded 1.0 sack, giving him a sack in five-straight games for the first time in his career...also tallied one tackle for loss and two quarterback hits...**vs. Tampa Bay (9/29):** Started at OLB...finished with five tackles (four solo)...two tackles for loss...added 1.0 sack for 6.0 yards...**at Cleveland (9/22):** Started at OLB...posted 2.0 sacks for his first multi-sack game since 2017...finished the game with three tackles...added two tackles for loss...tallied two quarterback hits...also had one pass defensed and a forced fumble...played 48 snaps (67 percent) defensively...**vs. New Orleans (9/15):** Started at OLB...recorded three solo tackles...tallied 1.0 sack for five yards...added one tackle for loss and one quarterback hit...**at Carolina (9/8):** Started at OLB in Rams debut...recorded a tackle on first play of the season...finished game with 1.0 sack and three total tackles...added one quarterback hit and a tackle for loss.

2018 SEASON: Started all 16 games at OLB and recorded 41 tackles (31 solo), 3.5 sacks, nine tackles for a loss (No. 4 on the team), a team-high nine QB hits, a team-high 19 QB pressures and a forced fumble...**vs. Minnesota (9/16):** Posted three tackles (two solo)...added two QB pressures and a QB hit...**at Washington (9/23):** Recorded two tackles (both solo)...added a QB hit...**vs. Buffalo (9/30):** Posted six tackles (three solo)...tallied three QB pressures (tied for team lead)...early in the second quarter, came free from the left side to bring down QB Josh Allen for a shared 9-yard sack with LB Nick Perry...**vs. San Francisco (10/15):** Posted three tackles (two solo) and a sack...on a critical third down late in the game with the Packers trailing, 30-23, fought off a block to get to QB C.J. Beathard for a 12-yard sack as the Packers forced a three-and-out...**at Los Angeles (10/28):** Finished with a season-high eight tackles (seven solo)...added a sack, a QB pressure and a QB hit...**at New England (11/4):** Posted two tackles (one solo)...**vs. Miami (11/11):** Recorded an assisted tackle and a team-high three QB hits...**at Seattle (11/15):** Recorded three tackles (all solo)...posted two tackles for loss...added a forced fumble, two QB pressures and a QB hit...on the first play from scrimmage, punched the ball out from RB Chris Carson on a run up the middle, the 15th forced fumble of his career and one that was recovered by Green Bay...**at Minnesota (11/25):** Posted four tackles (all solo), including two tackles for loss...**vs. Atlanta (12/9):** Posted three tackles (all solo)...tallied two tackles for loss, 1.0 sack and a QB hit...**at Chicago (12/16):** Recorded one solo tackle...**vs. Detroit (12/30):** Tallied two tackles (one solo)...added a team-high three QB pressures.

2017 SEASON: Started all 14 games he played in (nine at LOLB, five at ROLB)...posted 52 tackles (33 solo), 11 tackles for loss (tied for second on the team), a team-high 7.5 sacks, a fumble recovery, three passes defensed, 15 QB hits and 20 QB pressures...led the team in sacks for the seventh time in his career, a franchise record...was named an alternate for the Pro Bowl...**at Atlanta (9/17):** Finished with five tackles (all solo), 1.5 sacks, three tackles for loss, three QB pressures and a QB hit... **vs. Chicago (9/28):** Posted three tackles (all solo), 1.0 sack, a forced fumble, a QB pressure and two QB hits...became the all-time franchise leader in sacks (since 1982) on the Packers' first defensive play...**at Minnesota (10/15):** Finished with two tackles (both solo), including a tackle for a loss, a fumble recovery and two QB hits...early in the second quarter, scooped up a RB Jerick McKinnon fumble at the Green Bay 19-yard line and returned it down the sideline 63 yards to the Minnesota 18-yard line...**vs. Baltimore (10/19):** Was limited to just 13 snaps before departing the game early in the second quarter due to injury...on Baltimore's first possession, sacked QB Joe Flacco for an 8-yard loss on third down...finished with 1.0 sack, a QB hit and a QB pressure...**at Pittsburgh (10/26):** Declared inactive...**vs. Tampa Bay (12/3):** Finished with five tackles (two solo)...added a season-high 3.0 sacks and a QB pressure...marked his 14th-career game with two-plus sacks...**at Cleveland (12/10):** Posted four tackles (two solo)... added 1.0 sack, a team-high three QB pressures and a team-best three QB hits.

2016 SEASON: Played in 12 games with nine starts (six at OLB, three at ILB)...ranked third on the team with 5.0 sacks... registered 24 tackles (19 solo), six tackles for loss, 13 QB hits and 14 pressures...part of a run defense that ranked eighth in the league in rushing yards allowed per game (94.7) and seventh in runs of 10-plus yards allowed (37)...was sidelined for four

contests (Weeks 3, 8-10) due to injuries and was limited after suffering an injury in Week 12...started all three postseason games and recorded four tackles (three solo), 1.0 sack, a fumble recovery, a forced fumble, three QB hits and two QB pressures... **at Jacksonville (9/11):** Finished with four tackles (three solo)... added 1.0 sack, a QB pressure and a QB hit...**at Minnesota (9/18):** Posted three tackles (all solo)...added 1.0 sack, three QB pressures and two QB hits...**vs. Detroit (9/25):** Declared inactive...**vs. New York Giants (10/9):** Returned to action, started at ROLB...posted three tackles (all solo), 1.0 sack, a pressure and three QB hits...**vs. Chicago (10/20):** Recorded four tackles (three solo)...added a team-high three QB hits and one QB pressure... **at Philadelphia (11/28):** With injuries to starters Jake Ryan and Blake Martinez, started at ILB and played 44 snaps...finished with five tackles (four solo), 1.0 sack, a QB hit and a QB pressure... **vs. Minnesota (12/24):** Registered a sack, a forced fumble, two passes defensed, three QB pressures and a QB hit...**Wild Card Round vs. New York Giants (1/8/17):** Finished with a sack, a forced fumble and a fumble recovery...the forced fumble was the fifth of his career in the playoffs, the most in the NFL since 2009... **Divisional Round at Dallas (1/15/17):** Started at ROLB and appeared on 49 plays...posted one solo tackle.

2015 SEASON: Started all 16 games in back-to-back seasons for the first time in his career, opening every game at MLB... ranked second on the team with a career-high 84 tackles (56 solo) and 6.5 sacks...led the team in QB pressures (27) and QB hits (14)...added an interception, a fumble recovery and three passes defensed...was selected to his sixth Pro Bowl in seven seasons...started both postseason games and posted 11 tackles (nine solo), 1.5 sacks, three QB hits, two pressures and a forced fumble…**at Chicago (9/13):** Made one of the critical plays in the game with just under four minutes remaining when he picked off QB Jay Cutler and returned it 42 yards...**vs. Kansas City (9/28):** Registered 2.0 sacks, five tackles (four solo)...added a team-high six QB pressures and a QB hit...**at San Francisco (10/4):** Finished with three tackles (two solo)...added three pressures and a QB hit...**vs. St. Louis (10/11):** Tallied 1.0 sack, five tackles (two solo)...posted three QB hits and two pressures...**vs. San Diego (10/18):** Finished with seven tackles (four solo...added a team-high four QB hits, a team-best four pressures and a fumble recovery...marked his first fumble recovery since his rookie season in 2009...**at Denver (11/1):** Registered eight tackles (seven solo) and a QB hit...**at Minnesota (11/22):** Tied for the team lead with 10 tackles (eight solo)...**vs. Dallas (12/13):** Led the team with eight tackles (five solo), 1.0 sack, two pressures...added a QB hit...**vs. Minnesota (1/3/16):** Registered two tackles (both solo), 1.0 sack and a QB pressure...**Wild Card Round at Washington (1/10/16):** Recorded four tackles (three solo)...added 1.5 sacks, a forced fumble, a QB hit and a pressure... **Divisional Round at Dallas (1/16/16):** Played all 66 snaps...tied for the team lead with seven tackles (six solo)...added a QB pressure and two QB hits.

2014 SEASON: Started all 16 games for the first time in his career, started four at LOLB, six at ROLB and six at MLB...recorded 69 tackles (53 solo), a team-best 11.0 sacks, an interception, two forced fumbles, six passes defensed, 17 QB hits and 21 pressures...was named to the Pro Bowl for the fifth time in his career...ranked fifth on the team in tackles, second in pressures and tied for second in QB hits...was tied for 12th in the league in sacks...posted 6.5 sacks in the month of December, which ranked fourth in the league...was one of only three players in the NFL with at least 10 sacks, an interception and a forced fumble (Watt and Ware)...his move to ILB coincided with a run defense that allowed 86.4 yards per game over the final eight contests, fifth in the NFL over that span and 3.6 yards per carry, sixth in the league over that span...started both postseason games and registered nine tackles (seven solo) and a sack...**vs. New York Jets (9/14):** Started at ROLB as the Packers opened in a 4-3 alignment...registered five tackles (four solo)...added 1.0 sack, a pass defensed, a QB hit and two pressures...**at Chicago (9/28):** Registered his first interception since 2011...**at Miami (10/12):** Forced fumble and a QB hit...posted one pass defensed...**vs. Carolina (10/19):** Posted four tackles (three solo), two QB hits and a team-high three pressures...tallied 0.5 sack for a 3.5 yard loss...**at New Orleans (10/26):** Started at ROLB and recorded five tackles (three solo)...recorded 1.0 sack... **vs. Chicago (11/9):** Started on the inside for the first time in his career, opening at MLB...recorded 10 tackles (nine solo)...added 1.0 sack, a QB hit and two pressures...**vs. Philadelphia (11/16):** Registered five tackles (four solo)...tallied 1.0 sack, a QB hit and a pass defensed...**vs. Atlanta (12/8):** Started at MLB for the fifth straight game...posted five tackles (four solo), 1.0 sack, a QB hit and a pressure...**at Buffalo (12/14):** Returned to the ROLB spot in the starting lineup...finished with four tackles (all solo), 2.0 sacks, two QB hits and a pressure...**at Tampa Bay (12/21):** Started at ROLB and led the team with a season-high 2.5 sacks...added four tackles (three solo), a QB hit and two pressures...**vs. Detroit (12/28):** Started at MLB and posted four tackles (all solo)...added 1.0 sack and two pressures...posted a sack for the fourth-straight game, tying the longest single-season streak of his career...**NFC Championship at Seattle (1/18/15):** Started at MLB and posted five solo tackles...added 1.0 sack.

2013 SEASON: Endured a frustrating season that was derailed twice by a broken right thumb, an injury that ultimately ended his season in Week 16...first sustained the fracture in Week 5 vs. Detroit (Oct. 5), missing the next four games (Weeks 6-9) before returning with a restrictive club cast in Week 10...played Weeks 10-16 with casts of decreasing size before aggravating the injury vs. Pittsburgh in Week 16 and ultimately being shut down for the season...both times, the injuries were suffered on sack plays...for the season, started all 11 games in which he appeared, posted 50 tackles (30 solo), a team-leading 7.5 sacks, three passes defensed and a team-high and career-high-tying three forced fumbles...his final sack of the season marked the 50th of his career, making him just the fifth player in Packers history (since 1982) to reach the half-century mark...**at San Francisco (9/8):** posting a career-high 10 tackles (eight solo), including three for a loss...added 1.0 sack...**at Cincinnati (9/22):** Finished with two tackles (both solo, both for a loss)...added 1.0 sack and a career-high two forced fumbles (both recovered by the Packers)...his pair of turnovers resulted in 10 points amidst a 30-point unanswered stretch by Green Bay...**vs. Detroit (10/6):** Tallied 1.0 sack...finished with six tackles (three solo), his third sack of the season...added one pass defensed...**vs. Philadelphia (11/10):** Returned to action after missing four games due to injury...started the game at ROLB and appeared on 36 defensive plays...finished with three tackles (one solo)...**at Dallas (12/15):** Posted three tackles (one solo)...added 0.5 sack, five QB hits and a pressure...**vs. Pittsburgh (12/22):** Started and appeared on 21 defensive plays before re-injuring his thumb on a second-quarter sack of QB Ben Roethlisberger.

2012 SEASON: Finished the regular season having played in 12 games (12 starts)...posted 60 tackles (45 solo), 13.0 sacks, four passes defensed and a forced fumble...selected to the Pro Bowl, becoming the first player in Packers history to be named to the all-star game in each of his first four seasons in the league... also named second-team All-Pro by AP...his sack total was the second-highest of his career and ranked fifth in the NFL and second in the NFC, despite missing a month of action...marked his third double-digit sack season...started both playoff games and added 3.0 sacks...**at San Francisco (9/9):** Finished the season opener with four tackles (three solo)...tallied his seventh multi-sack outing, finishing with 2.5 sacks...**vs. Chicago (9/13):** Posted seven tackles (six solo), a career-high 3.5 sacks and a pass defensed...combined with his efforts in Week 1, the six sacks matched his personal best for the most sacks in a two-game span in his career...**at Houston (10/14):** Key part of a front that limited Pro Bowl RB Arian Foster to a career-low (to that point) 1.7- yard average (min. 15 att.) on 17 carries for 29 yards...**at Chicago (12/16):** Returned to action after missing four games and finished with seven solo tackles...added 2.0 sacks and a pass defensed... **NFC Wild Card vs. Minnesota (1/5):** Finished with five tackles (four solo), two sacks, six QB hits...forced a fumble that he also recovered.

2011 SEASON: Voted a Pro Bowl starter for the NFC for the second-consecutive season and became the first Packer since RB John Brockington (1971-73) to be named to the all-star game in each of his first three seasons in the NFL...was again one-of-two OLBs to earn All-NFC honors from Pro Football Weekly/PFWA... started each of the first 15 games before being rested in the regular-season finale with the No. 1 seed in the playoffs secured... for the season, tallied 69 tackles (49 solo), 6.0 sacks and three forced fumbles...marked his third-straight season leading the team in sacks and despite the lower total, his combined 38.5 QB knockdowns and hurries still ranked fourth in the NFL according to STATS LLC...also showed continued development in pass coverage, registering new career highs with nine passes defensed and three interceptions, one of which he returned for a TD...the TD return came at the N.Y. Giants in Week 13 when he intercepted Manning and raced 38 yards down the sideline, becoming the first player in Packers history to score a defensive TD in each of his

first three seasons in the league...joined Miami's Kevin Burnett as the only two NFL LBs to return an interception for a TD in both 2010 and 2011...**vs. New Orleans (9/8):** Recorded five tackles (three solo, one for a loss)...**vs. St. Louis (10/16):** Credited with two tackles (one solo)...tallied a career-high three passes defensed and his second sack of the season...**vs. Minnesota (11/14):** Posted six tackles (five solo)...recorded a season-high two sacks. Sacked QB Christian Ponder on the Vikings' opening drive of the game...**at New York Giants (12/4):** Finished with three tackles (two solo)...forced two turnovers with a strip-sack and an interception...became the first Packers LB since Nick Barnett in 2003 to record an INT in back-to-back games...**at Kansas City (12/18):** Posted nine tackles (six solo) and a QB hit...**vs. Chicago (12/25):** Finished with eight tackles (six solo, one for a loss), a QB hit...forced a fumble and added to his career high with his third interception of the season...**vs. Detroit (1/1/12):** listed as a gameday inactive as the coaching staff chose to rest him in advance of the postseason with the team having already clinched the NFC's No. 1 seed.

2010 SEASON: Appeared in 15 games, starting all of those at LOLB, along with four starts there in the postseason...selected as a Pro Bowl starter for the first time...named First-Team All-Pro by AP, the first Green Bay linebacker to earn that honor since Harris in 1989...finished second to Polamalu in the AP's Defensive Player of the Year voting...named NFL Defensive MVP by Pro Football Weekly...also earned NFC Defensive Player of the Year recognition from Sporting News and the Committee of 101...earned All-NFC recognition from Pro Football Weekly...led the team with 13.5 sacks, which ranked second in the NFC and fourth in the NFL...posted a career-high 83 tackles (55 solo), good for fourth on the team...led the team with 40 QB hits...added his first career INT, which he returned for a TD, four passes defensed and two forced fumbles...led the defense with 3.5 sacks in the playoffs, a franchise record for a single postseason...added 20 tackles (18 solo), a fumble recovery, a forced fumble and a pass defensed...**at Philadelphia (9/12):** Led the team with 3.0 sacks and a season-best nine tackles (eight solo)...added four QB hits, a forced fumble and a pass defensed...**vs. Buffalo (9/19):** Posted his second straight three-sack game, becoming the first player in team history (since 1982) to do so...earned NFC Defensive Player of the Week honors for the performance, which included seven tackles (four solo)...**at Washington (10/10):** Recorded six tackles (five solo), 1.5 sacks, six QB hits and a pass defensed...**vs. Minnesota (10/24):** Returned to action, playing every snap and registering six tackles (one solo), two QB hits and a pressure...**at New York Jets (10/31):** Posted five tackles (four solo)...added 1.0 sack, three QB hits and two pressures...**vs. Dallas (11/7):** Earned NFC Defensive Player of the Week honors for the second time on the season...tallied five tackles (three solo), 1.0 sack, three QB hits and a 62-yard TD return on his first career interception...**vs. New York Giants (12/26):** Posted six tackles (five solo), including one for a loss...added two QB hits, three QB pressures and a forced fumble...**vs. Chicago (1/2/2011):** Recorded four tackles (three solo)...tallied 1.0 sack and two QB hurries...**NFC Wild Card at Philadelphia (1/9/2011):** Posted three tackles (all solo), 1.0 sack and four QB hits...**NFC Divisional Round at Atlanta (1/15/2011):** Registered a playoff career-high 2.0 sacks, along with five tackles (four solo), two QB hits and a fumble recovery... became the first Packer since Kampman (at Philadelphia, Jan. 11, 2004) to post two sacks in a playoff game...**NFC Championship at Chicago (1/23/2011):** Recorded a postseason career-high eight tackles (six solo), two QB hits and 0.5 sack...**Super Bowl XLV vs. Pittsburgh (2/6/2011):** Finished the contest with four tackles (all solo), including one for a loss, two QB hits and a pass defensed.

2009 SEASON: Played in all 16 games with 13 starts at ROLB, and started the team's playoff contest…Was named to the Pro Bowl, becoming the first Packers rookie since Lofton in 1978 to earn the recognition...was initially a first alternate, but earned the trip as an injury replacement for Chicago LB Lance Briggs...was also selected to the Pro Football Weekly/PFWA All-Rookie team... finished third in AP Defensive Rookie of the Year voting...led the team with 10.0 sacks, the most by a Packers rookie in franchise history (since 1982)...became only the second Green Bay rookie to lead the team in sacks (Harris, 1986)...ranked second in the NFL in sacks among rookies behind only Washington's Brian Orakpo (11.0)...led the team with three fumble recoveries, including one he returned for a touchdown...registered 58 tackles (42 solo), a forced fumble, six passes defensed...added a team-high 35 QB hits...**vs. Cincinnati (9/20):** Posted the first sack of his career when he brought down QB Carson Palmer for a nine-yard loss...**at Minnesota (10/5):** Started the first game of his career, opening at ROLB as the team came out in its nickel package. Late in the second quarter, stripped RB Adrian Peterson of the ball on a rushing play and went untouched down the right sideline for a 42-yard TD; at the time, the score was the longest fumble return for a TD by a Packers rookie in franchise history...**vs. Detroit (10/18):** Started for the first time in Green Bay's base defense at ROLB, and posted a season-high two sacks, the first Green Bay rookie to do so since 1998...added five tackles (four solo), and was in on two stops for a loss...earned Pepsi NFL Rookie of the

Week honors...**vs. Dallas (11/15):** Recovered two fumbles to become the first Packers rookie to do so in a game since 1953... earned his second Pepsi Rookie of the Week accolades for his performance...**at Baltimore (12/7):** Matched his season high with two sacks...added six tackles (all solo) and three QB hits...earned NFC Defensive Player of the Week recognition...**at Pittsburgh (12/20):** Recorded a season-high eight tackles (six solo), 2.0 sacks, three QB hits, two pressures and a tackle for loss..became the first rookie in team history to post three two-sack games in a season...posted sack in four straight games, a Packers rookie record…**NFC Wild Card at Arizona (1/10/2010):** Posted seven tackles (five solo), three QB hits and two pressures...tallied 1.0 sack...became the first NFL rookie in playoff history to record a sack, a forced fumble and a defensive fumble recovery in the same game.

COLLEGE: Former walk-on went on to play in four-straight Rose Bowls and the 2009 Senior Bowl...finished his career at USC with 96 tackles, including 5.5 sacks and 13.5 tackles for loss, in 50 games played with 10 starts...graduated with a degree in international relations...as a senior in 2008, earned second-team All-Pacific-10 honors and honorable mention All-America honors from Pro Football Weekly in his only season as a starter...named First-Team Academic All-Pac-10 choice...opened the final 10 games of the season as a stand-up RDE, and was available to play any of the LB positions...played in all 13 games and registered 56 tackles, including nine for loss...added 4.5 sacks, two fumble recoveries, two forced fumbles, two passes defensed and a blocked FG...as a junior in 2007, played in all 13 games with two starts, serving as a key backup and special teams contributor... won USC's co-Special Teams Player of the Year award for the second-consecutive season...posted 17 tackles, three for loss, two forced fumbles, one pass defensed and two blocked FGs...in 2006 as a sophomore, earned a scholarship in the fall and served as a key contributor on special teams, winning USC's co-Special Teams Player of the Year award...as a redshirt freshman in 2005, played in 12 of 13 games...tallied 12 tackles on defense and also saw time on special teams.

PERSONAL: Born in Northridge, Calif...married to Casey...the couple has three children...father, Clay Jr., played LB in the NFL for 19 seasons with the Cleveland Browns (1978-93) and the Atlanta Falcons (1994-96), and was a four-year letterman (1974-77) at Southern California...grandfather, Clay Sr., played DE for four seasons (1950, 53-55) with the San Francisco 49ers...his older brother, Kyle, lettered on USC's 2003 national championship team, and younger brother, Casey, was a Scout.com second-team All-American at Oregon and a fourth-round draft choice of the Philadelphia Eagles in 2011...uncle, Bruce, played offensive line for 19 seasons (1983-2001) with the Houston Oilers/Tennessee Titans and was inducted into the Pro Football Hall of Fame in 2007...cousin, Kevin, played C at Texas A&M and spent time with the Tennessee Titans and Washington Redskins between 2010-13...younger cousin, Jake, also started all four years at A&M and was chosen with the No. 6 overall pick in the 2014 NFL Draft by the Atlanta Falcons...jake's younger brother, Mike, played center at A&M from 2012-15, signed with the Cleveland Browns as an undrafted free agent and currently plays for the Miami Dolphins...a four-year letterman at Agoura High in Agoura Hills, Calif... earned All-CIF First-Team honors at LB as a senior in 2003... played for father in high school as Clay Jr. was team's defensive coordinator, but did not start until his senior year...also played TE...lettered two years in basketball...named the Packers Walter Payton Man of the Year nominee in 2017, the only league award that recognizes a player's off-the-field community service as well as his playing excellence...participates in the NFL's "My Cause, My Cleats" campaign, wearing specialty game shoes to raise awareness for CureDuchenne, an organization focused on fighting muscular dystrophy in children...has been raising awareness for Cure Duchenne since his second year in the NFL...served as a

captain for the Green & Gold Charity Softball Game in 2018... visited with students at St. Mark's Lutheran School in Green Bay as their reward for being among the top donors in the in-school food drive...also hosted a youth skills football camp in Green Bay during the summer of 2012...resides in Calabasas, Calif.

CLAY MATTHEWS NFL STATISTICS

REGULAR SEASON

			Tackles					Interceptions					Fumbles		
Year	Team	G/S	Total	Solo	Asst.	Sacks	Yards	Int.	Yards	Long	TD	PD	FF	FR	Yards
2009	Green Bay Packers	16/13	58	42	16	10.0	63.0	0	0	0	0	6	1	3	46
2010	Green Bay Packers	15/15	83	55	28	13.5	93.5	1	62	62t	1	4	2	0	0
2011	Green Bay Packers	15/15	69	49	20	6.0	29.0	3	47	38t	1	9	3	0	0
2012	Green Bay Packers	12/12	60	45	15	13.0	83.5	0	0	0	0	4	1	0	0
2013	Green Bay Packers	11/11	50	30	20	7.5	50.5	0	0	0	0	3	3	0	0
2014	Green Bay Packers	16/16	69	53	16	11.0	58.0	1	40	40	0	6	2	0	0
2015	Green Bay Packers	16/16	84	56	28	6.5	40.5	1	42	42	0	3	0	1	0
2016	Green Bay Packers	12/9	24	19	5	5.0	35.0	0	0	0	0	3	1	0	0
2017	Green Bay Packers	14/14	52	33	19	7.5	53.0	0	0	0	0	2	1	1	63
2018	Green Bay Packers	16/16	41	31	10	3.5	25.5	0	0	0	0	0	1	0	0
2019	Los Angeles Rams	5/5	19	16	3	6.0	36.0	0	0	0	0	1	2	0	0
Totals		**148/142**	**609**	**429**	**180**	**89.5**	**567.5**	**6**	**191**	**62t**	**2**	**41**	**16**	**5**	**109**

POSTSEASON

			Tackles					Interceptions					Fumbles		
Year	Team	G/S	Total	Solo	Asst.	Sacks	Yards	Int.	Yards	Long	TD	PD	FF	FR	Yards
2009	Green Bay Packers	1/1	7	5	2	1.0	4.0	0	0	0	0	0	1	1	29
2010	Green Bay Packers	4/4	20	18	2	3.5	27.5	0	0	0	0	1	1	1	0
2011	Green Bay Packers	1/1	5	3	2	0.0	0.0	0	0	0	0	0	0	0	0
2012	Green Bay Packers	2/2	12	7	5	3.0	23.0	0	0	0	0	1	1	1	0
2014	Green Bay Packers	2/2	9	7	2	1.0	15.0	0	0	0	0	0	0	0	0
2015	Green Bay Packers	2/2	11	9	2	1.5	16.5	0	0	0	0	0	1	0	0
2016	Green Bay Packers	3/3	4	3	1	1	0	0	0	0	0	0	1	1	0
Totals		**15/15**	**68**	**52**	**16**	**11.0**	**86.0**	**0**	**0**	**0**	**0**	**2**	**5**	**4**	**29**

Regular Season Single Game Highs:
Total Tackles – 10, three times, last at Minnesota (11/22/15)
Solo Tackles – 9, vs. Chicago (11/9/14)
Sacks – 3.5, vs. Chiacgo (9/13/12)
Interceptions – 1, six times, last at Chicago (9/12/15)

Additional Career Statistics: Touchdowns (3): at Minnesota, 10/5/09, 42-yard fumble return; vs. Dallas, 11/7/10, 62-yard interception return; at N.Y. Giants, 12/4/11, 38-yard interception return.

Career sacks: Jay Cutler (8.5), Christian Ponder (6), Alex Smith (4.5), Sam Bradford (4), Matt Ryan (3.5), Drew Brees (3), Trent Edwards (3), Joe Flacco (3), Eli Manning (3), Ben Roethlisberger (3), Matthew Stafford (3), Jameis Winston (3), Josh McCown (2.5),Cam Newton (2.5), Daunte Culpepper (2), Colin Kaepernick (2), Kevin Kolb (2), Baker Mayfield (2), Kyle Orton (2), Mark Sanchez (2), Michael Vick (2), Nick Foles (1.5), Donovan McNabb (1.5), Tony Romo (1.5), Russell Wilson (1.0), C.J. Beathard, Blake Bortles, Teddy Bridgewater, Matt Cassel, Andy Dalton, Brett Favre, Mike Glennon, Jared Goff, Shaun Hill, Jon Kitna, DeShone Kizer, Andrew Luck, Jake Locker, Carson Palmer, Drew Stanton, Carson Wentz, Josh Allen (.5).

Career interceptions: Jay Cutler (2), Jon Kitna, Eli Manning, Josh McCown, Matthew Stafford.

CLAY MATTHEWS GAME-BY-GAME

2019 Los Angeles Rams

Game	W/L	P/S	T	S	A	Sk	Yds	Int	Yds	Lg	TD	PD	FF	FR	Yds
at CAR 9/8	W	1/1	3	2	1	1.0	6.0	0	0	0	0	0	0	0	0
NO 9/15	W	1/1	3	3	0	1.0	5.0	0	0	0	0	0	1	0	0
at Cle 9/22	W	1/1	3	3	0	2.0	13.0	0	0	0	0	1	1	0	0
TB 9/29	L	1/1	5	4	1	1.0	6.0	0	0	0	0	0	0	0	0
at Sea 10/3	L	1/1	5	4	1	1.0	6.0	0	0	0	0	0	0	0	0
SF 10/13	L	0/0						Inactive							
at Atl 10/20	W	0/0						Inactive							
Cin 10/27	W	0/0						Inactive							
at Pit 11/10															
Chi 11/17															
Bal 11/25															
at Ari 12/1															
Sea 12/8															
at Dal 12/15															
at SF TBD															
Ari 12/29															
Totals	**5-3**	**5/5**	**19**	**16**	**3**	**6.0**	**36.0**	**0**	**0**	**0**	**0**	**1**	**2**	**0**	**0**

2018 Green Bay Packers

Game	W/L	P/S	T	S	A	Sk	Yds	Int	Yds	Lg	TD	PD	FF	FR	Yds
Chi 9/9	W	1/1	1	1	0	0.0	0.0	0	0	0	0	0	0	0	0
Min 9/16	T	1/1	3	2	1	0.0	0.0	0	0	0	0	0	0	0	0
at Was 9/23	L	1/1	2	2	0	0.0	0.0	0	0	0	0	0	0	0	0
Buf 9/30	W	1/1	6	3	3	0.5	4.5	0	0	0	0	0	0	0	0
at Det 10/7	L	1/1	1	0	1	0.0	0.0	0	0	0	0	0	0	0	0
SF 10/15	W	1/1	3	2	1	1.0	12.0	0	0	0	0	0	0	0	0
at LA 10/28	L	1/1	8	7	1	1.0	0.0	0	0	0	0	0	0	0	0
at NE 11/4	L	1/1	2	1	1	0.0	0.0	0	0	0	0	0	0	0	0
Mia 11/11	W	1/1	1	0	1	0.0	0.0	0	0	0	0	0	0	0	0
at Sea 11/15	L	1/1	3	3	0	0.0	0.0	0	0	0	0	0	1	0	0
at Min 11/25	L	1/1	4	4	0	0.0	0.0	0	0	0	0	0	0	0	0
Ari 12/2	L	1/1	1	1	0	0.0	0.0	0	0	0	0	0	0	0	0
Atl 12/9	W	1/1	3	3	0	1.0	9.0	0	0	0	0	0	0	0	0
at Chi 12/16	L	1/1	1	1	0	0.0	0.0	0	0	0	0	0	0	0	0
at NYJ 12/23	W	1/1	0	0	0	0.0	0.0	0	0	0	0	0	0	0	0
Det 12/30	L	1/1	2	1	1	0.0	0.0	0	0	0	0	0	0	0	0
Totals	**6-9-1**	**16/16**	**41**	**31**	**10**	**3.5**	**25.5**	**0**	**0**	**0**	**0**	**0**	**1**	**0**	**0**

CLAY MATTHEWS GAME-BY-GAME CONT.

2017 Green Bay Packers

Game	W/L	P/S	T	S	A	Sk	Yds	Int	Yds	Lg	TD	PD	FF	FR	Yds
Sea 9/10	W	1/1	2	2	0	0.0	0.0	0	0	0	0	0	0	0	0
at Atl 9/17	L	1/1	5	5	0	1.5	15.5	0	0	0	0	0	0	0	0
Cin 9/24	W	1/1	3	3	0	0.0	0.0	0	0	0	0	0	0	0	0
Chi 9/28	W	1/1	3	3	0	1.0	13.0	0	0	0	0	0	1	0	0
at Dal 10/8	W	1/1	6	5	1	0.0	0.0	0	0	0	0	1	0	0	0
at Min 10/15	L	1/1	2	2	0	0.0	0.0	0	0	0	0	0	0	1	63
NO 10/22	L	1/1	6	3	3	0.0	0.0	0	0	0	0	0	0	0	0
Det 11/6	L	1/1	4	1	3	0.0	0.0	0	0	0	0	0	0	0	0
at Chi 11/12	W	1/1	4	1	3	0.0	0.0	0	0	0	0	1	0	0	0
Bal 11/19	L	1/1	1	1	0	1.0	8.0	0	0	0	0	0	0	0	0
at Pit 11/26	L	0/0					Inactive								
TB 12/3	W	1/1	5	2	3	3.0	11.5	0	0	0	0	0	0	0	0
at Cle 12/10	W	1/1	4	2	2	1.0	5.0	0	0	0	0	0	0	0	0
at Car 12/17	L	1/1	6	2	4	0.0	0.0	0	0	0	0	0	0	0	0
Min 12/23	L	0/0					Inactive								
at Det 12/31	L	1/1	1	1	0	0.0	0.0	0	0	0	0	0	0	0	0
Totals	**7-9**	**14/14**	**52**	**33**	**19**	**7.5**	**53.0**	**0**	**0**	**0**	**0**	**2**	**1**	**1**	**63**

2016 Green Bay Packers

Game	W/L	P/S	T	S	A	Sk	Yds	Int	Yds	Lg	TD	PD	FF	FR	Yds
at Jax 9/11	W	1/1	4	3	1	1.0	10.0	0	0	0	0	0	0	0	0
at Min 9/18	L	1/1	3	3	0	1.0	7.0	0	0	0	0	0	0	0	0
Det 9/25	W	0/0					Inactive								
NYG 10/9	W	1/1	3	3	0	1.0	3.0	0	0	0	0	0	0	0	0
Dal 10/16	L	1/1	2	1	1	0.0	0.0	0	0	0	0	0	0	0	0
Chi 10/20	W	1/1	4	3	1	0.0	0.0	0	0	0	0	0	0	0	0
at Atl 10/30	L	0/0					Inactive								
Ind 11/6	L	0/0					Inactive								
at Ten 11/13	L	0/0					Inactive								
at Was 11/20	L	1/1	0	0	0	0.0	0.0	0	0	0	0	0	0	0	0
at Phi 11/28	W	1/1	5	4	1	1.0	10.0	0	0	0	0	0	0	0	0
Hou 12/4	W	1/1	0	0	0	0.0	0.0	0	0	0	0	0	0	0	0
Sea 12/11	W	1/0	2	1	1	0.0	0.0	0	0	0	0	0	0	0	0
at Chi 12/18	W	1/0	0	0	0	0.0	0.0	0	0	0	0	0	0	0	0
Min 12/24	W	1/0	1	1	0	1.0	5.0	0	0	0	0	2	1	0	0
at Det 1/1/17	W	1/1	0	0	0	0.0	0.0	0	0	0	0	1	0	0	0
Totals	**10-6**	**12/9**	**24**	**19**	**5**	**5.0**	**35.0**	**0**	**0**	**0**	**0**	**3**	**1**	**0**	**0**

2016 Postseason

Game	W/L	P/S	T	S	A	Sk	Yds	Int	Yds	Lg	TD	PD	FF	FR	Yds
NYG 1/8/17 *	W	1/1	1	1	0	1	0	0	0	0	0	0	1	1	0
at Dal 1/15/17 ^	W	1/1	1	1	0	0	0	0	0	0	0	0	0	0	0
at Atl 1/22/17 %	L	1/1	2	1	1	0	0	0	0	0	0	0	0	0	0
Totals	**2-1**	**3/3**	**4**	**3**	**1**	**1**	**0**	**0**	**0**	**0**	**0**	**0**	**1**	**1**	**0**

* Denotes NFC Wildcard Round, ^ denotes NFC Divisional Round, % denotes NFC Championship

2015 Green Bay Packers

Game	W/L	P/S	T	S	A	Sk	Yds	Int	Yds	Lg	TD	PD	FF	FR	Yds
at Chi 9/13	W	1/1	10	8	2	0.0	0.0	1	42	42	0	1	0	0	0
Sea 9/20	W	1/1	2	1	1	0.0	0.0	0	0	0	0	0	0	0	0
KC 9/28	W	1/1	5	4	1	2.0	8.0	0	0	0	0	0	0	0	0
at SF 10/4	W	1/1	3	2	1	1.0	8.0	1	0	0	0	0	0	0	0
StL 10/11	W	1/1	5	2	3	1.5	11.5	0	0	0	0	0	0	0	0
SD 10/18	W	1/1	7	4	3	0.0	0.0	0	0	0	0	0	0	1	0
at Den 11/1	L	1/1	8	7	1	0.0	0.0	0	0	0	0	0	0	0	0
at Car 11/8	L	1/1	7	4	3	0.0	0.0	0	0	0	0	0	0	0	0
Det 11/15	L	1/1	7	4	3	0.0	0.0	0	0	0	0	2	0	0	0
at Min 11/22	W	1/1	10	8	2	0.0	0.0	0	0	0	0	0	0	0	0
Chi 11/26	L	1/1	5	3	2	0.0	0.0	0	0	0	0	0	0	0	0
at Det 12/3	W	1/1	4	2	2	0.0	0.0	0	0	0	0	0	0	0	0
Dal 12/13	W	1/1	8	5	3	1.0	8.0	0	0	0	0	0	0	0	0
at Oak 12/20	W	1/1	0	0	0	0.0	0.0	0	0	0	0	0	0	0	0
at Ari 12/27	L	1/1	1	0	1	0.0	0.0	0	0	0	0	0	0	0	0
Min 1/3/16	L	1/1	2	2	0	1.0	5.0	0	0	0	0	0	0	0	0
Totals	**10-6**	**16/16**	**84**	**56**	**28**	**6.5**	**40.5**	**1**	**42**	**42**	**0**	**3**	**0**	**1**	**0**

2015 Postseason

Game	W/L	P/S	T	S	A	Sk	Yds	Int	Yds	Lg	TD	PD	FF	FR	Yds
at Was 1/10/16 *	W	1/1	4	3	1	1.5	16.5	0	0	0	0	0	1	0	0
at Ari 1/16/16 ^	L	1/1	7	6	1	0	0	0	0	0	0	0	0	0	0
Totals	**1/1**	**2/2**	**11**	**9**	**2**	**1.5**	**16.5**	**0**	**0**	**0**	**0**	**0**	**1**	**0**	**0**

* Denotes NFC Wild Card ^ denotes NFC Divisional Round

2014 Green Bay Packers

Game	W/L	P/S	T	S	A	Sk	Yds	Int	Yds	Lg	TD	PD	FF	FR	Yds
at Sea 9/4	L	1/1	5	3	2	0	0	0	0	0	0	0	1	0	0
NYJ 9/14	W	1/1	5	4	1	1	3	0	0	0	0	1	0	0	0
at Det 9/21	L	1/1	4	3	1	0	0	0	0	0	0	1	0	0	0
at Chi 9/28	W	1/1	2	1	1	0	0	1	40	40	0	1	0	0	0
Min 10/2	W	1/1	2	1	1	0	0	0	0	0	0	0	0	0	0
at Mia 10/12	W	1/1	0	0	0	0	0	0	0	0	0	0	1	1	0
Car 10/19	W	1/1	4	3	1	0.5	3.5	0	0	0	0	0	0	0	0
at NO 10/26	L	1/1	5	3	2	1	5	0	0	0	0	0	0	0	0
Chi 11/9	W	1/1	10	9	1	1	5	0	0	0	0	0	0	0	0
Phi 11/16	W	1/1	5	4	1	1	10	0	0	0	0	1	0	0	0
at Min 11/23	W	1/1	4	2	2	0	0	0	0	0	0	1	0	0	0
NE 11/30	W	1/1	6	5	1	0	0	0	0	0	0	0	0	0	0
Atl 12/8	W	1/1	5	4	1	1	1	0	0	0	0	0	0	0	0
at Buf 12/14	L	1/1	4	4	0	2	10	0	0	0	0	0	0	0	0
at TB 12/21	W	1/1	4	3	1	2.5	14.5	0	0	0	0	0	0	0	0
Det 12/28	W	1/1	4	4	0	1	6	0	0	0	0	0	0	0	0
Totals	**12-4**	**16/16**	**69**	**53**	**16**	**11**	**58**	**1**	**40**	**40**	**0**	**6**	**2**	**0**	**0**

2014 Postseason

Game	W/L	P/S	T	S	A	Sk	Yds	Int	Yds	Lg	TD	PD	FF	FR	Yds
Dal 1/11/15 *	W	1/1	4	2	2	0.0	0.0	0	0	0	0	0	0	0	0
at Sea 1/18/15 ^	L	1/1	5	5	0	1.0	15.0	0	0	0	0	0	0	0	0
Totals	**1-1**	**2/2**	**9**	**7**	**2**	**1.0**	**15.0**	**0**	**0**	**0**	**0**	**0**	**0**	**0**	**0**

* Denotes NFC Divisional Round, ^ denotes NFC Championship

2013 Green Bay Packers

Game	W/L	P/S	T	S	A	Sk	Yds	Int	Yds	Lg	TD	PD	FF	FR	Yds
at SF 9/8	L	1/1	10	8	2	1.0	6.0	0	0	0	0	0	0	0	0
Was 9/15	W	1/1	4	1	3	0.0	0.0	0	0	0	0	0	0	0	0
at Cin 9/22	L	1/1	2	2	0	1.0	5.0	0	0	0	0	0	2	0	0
Det 10/6	W	1/1	6	3	3	1.0	12.0	0	0	0	0	1	0	0	0
at Bal 10/13	W	0/0					Inactive								
Cle 10/20	W	0/0					Inactive								
at Min 10/27	W	0/0					Inactive								
Chi 11/4	L	0/0					Inactive								
Phi 11/10	L	1/1	3	1	2	0.0	0.0	0	0	0	0	0	0	0	0
at NYG 11/17	L	1/1	4	2	2	1.0	7.0	0	0	0	0	2	0	0	0
Min 11/24	T	1/1	6	4	2	2.0	9.0	0	0	0	0	0	0	0	0
at Det 11/28	L	1/1	5	3	2	0.0	0.0	0	0	0	0	0	1	0	0
Atl 12/8	W	1/1	4	2	2	0.0	0.0	0	0	0	0	0	0	0	0
at Dal 12/15	W	1/1	3	1	2	0.5	6.5	0	0	0	0	0	0	0	0
Pit 12/22	L	1/1	3	3	0	1.0	5.0	0	0	0	0	0	0	0	0
at Chi 12/29	W	0/0					Inactive								
Totals	**8-7-1**	**11/11**	**50**	**30**	**20**	**7.5**	**50.5**	**0**	**0**	**0**	**0**	**3**	**3**	**0**	**0**

2013 Postseason

Game	W/L	P/S	T	S	A	Sk	Yds	Int	Yds	Lg	TD	PD	FF	FR	Yds
SF 1/5/14 *	L	0/0					Inactive								
Totals	**0-1**	**0/0**	**0**	**0**	**0**	**0.0**	**0.0**	**0**	**0**	**0**	**0**	**0**	**0**	**0**	**0**

* Denotes NFC Wildcard Round

2012 Green Bay Packers

Game	W/L	P/S	T	S	A	Sk	Yds	Int	Yds	Lg	TD	PD	FF	FR	Yds
SF 9/9	L	1/1	4	3	1	2.5	14.5	0	0	0	0	0	0	0	0
Chi 9/13	W	1/1	7	6	1	3.5	29.0	0	0	0	0	1	0	0	0
at Sea 9/24	L	1/1	6	4	2	0.0	0.0	0	0	0	0	0	0	0	0
NO 9/30	W	1/1	7	5	2	1.0	10.0	0	0	0	0	0	0	0	0
at Ind 10/7	L	1/1	3	2	1	1.0	0.0	0	0	0	0	0	1	0	0
at Hou 10/14	W	1/1	5	4	1	0.0	0.0	0	0	0	0	0	0	0	0
at StL 10/21	W	1/1	4	2	2	1.0	9.0	0	0	0	0	1	0	0	0
Jax 10/28	W	1/1	4	4	0	0.0	0.0	0	0	0	0	1	0	0	0
Ari 11/4	W	1/1	0	0	0	0.0	0.0	0	0	0	0	0	0	0	0
at Det 11/18	W	0/0					Inactive								
at NYG 11/25	L	0/0					Inactive								
Min 12/2	W	0/0					Inactive								
Det 12/9	W	0/0					Inactive								
at Chi 12/16	W	1/1	7	7	0	2.0	14.0	0	0	0	0	1	0	0	0
Ten 12/23	W	1/1	4	3	1	1.0	0.0	0	0	0	0	0	0	0	0
at Min 12/30	L	1/1	9	5	4	1.0	7.0	0	0	0	0	0	0	0	0
Totals	**11-5**	**12/12**	**60**	**45**	**15**	**13.0**	**83.5**	**0**	**0**	**0**	**0**	**4**	**1**	**0**	**0**

2012 Postseason

Game	W/L	P/S	T	S	A	Sk	Yds	Int	Yds	Lg	TD	PD	FF	FR	Yds
Min 1/5/13 *	W	1/1	5	4	1	2.0	16.0	0	0	0	0	0	1	1	0
at SF 1/12/13 ^	L	1/1	7	3	4	1.0	7.0	0	0	0	0	1	0	0	0
Totals	**1-1**	**2/2**	**12**	**7**	**5**	**3.0**	**23.0**	**0**	**0**	**0**	**0**	**1**	**1**	**1**	**0**

* Denotes NFC Wildcard Round, ^ denotes NFC Divisional Round

CLAY MATTHEWS GAME-BY-GAME CONT.

2011 Green Bay Packers

Game	W/L	P/S	T	S	A	Sk	Yds	Int	Yds	Lg	TD	PD	FF	FR	Yds
NO 9/8	W	1/1	5	3	2	0.0	0.0	0	0	0	0	0	0	0	0
at Car 9/18	W	1/1	7	4	3	1.0	0.0	0	0	0	0	1	0	0	0
at Chi 9/25	W	1/1	5	4	1	0.0	0.0	0	0	0	0	0	0	0	0
Den 10/2	W	1/1	3	1	2	0.0	0.0	0	0	0	0	0	0	0	0
at Atl 10/9	W	1/1	4	3	1	0.0	0.0	0	0	0	0	0	0	0	0
StL 10/16	W	1/1	2	1	1	1.0	7.0	0	0	0	0	3	0	0	0
at Min 10/23	W	1/1	6	6	0	1.0	2.0	0	0	0	0	1	0	0	0
at SD 11/6	W	1/1	1	1	0	0.0	0.0	0	0	0	0	0	0	0	0
Min 11/14	W	1/1	6	5	1	2.0	20.0	0	0	0	0	0	1	0	0
TB 11/20	W	1/1	2	2	0	0.0	0.0	0	0	0	0	0	0	0	0
at Det 11/24	W	1/1	5	4	1	0.0	0.0	1	7	7	0	2	0	0	0
at NYG 12/4	W	1/1	3	2	1	1.0	0.0	1	38	38t	1	1	1	0	0
Oak 12/11	W	1/1	3	1	2	0.0	0.0	0	0	0	0	0	0	0	0
at KC 12/18	L	1/1	9	6	3	0.0	0.0	0	0	0	0	0	0	0	0
Chi 12/25	W	1/1	8	6	2	0.0	0.0	1	2	2	0	1	1	0	0
Det 1/1/12	W	0/0					inactive								
Totals	**15-1**	**15/15**	**69**	**49**	**20**	**6.0**	**29.0**	**3**	**47**	**38t**	**1**	**9**	**3**	**0**	**0**

2011 Postseason

Game	W/L	P/S	T	S	A	Sk	Yds	Int	Yds	Lg	TD	PD	FF	FR	Yds
NYG 1/15/12 *	L	1/1	5	3	2	0	0	0	0	0	0	0	0	0	0
Totals	**0-1**	**1/1**	**5**	**3**	**2**	**0**	**0**	**0**	**0**	**0**	**0**	**0**	**0**	**0**	**0**

* Denotes NFC Wild Card Round

2009 Green Bay Packers

Game	W/L	P/S	T	S	A	Sk	Yds	Int	Yds	Lg	TD	PD	FF	FR	Yds
Chi 09/13	W	1/0	1	1	0	0.0	0.0	0	0	0	0	0	0	0	0
Cin 09/20	L	1/0	1	1	0	1.0	9.0	0	0	0	0	1	0	0	0
at StL 09/27	W	1/0	1	1	0	0.0	0.0	0	0	0	0	1	0	0	0
at Min 10/05	L	1/1	5	1	4	0.0	0.0	0	0	0	0	0	1	1	42
Det 10/18	W	1/1	5	4	1	2.0	13.0	0	0	0	0	1	0	0	0
at Cle 10/25	W	1/1	3	3	0	0.0	0.0	0	0	0	0	0	0	0	0
Min 11/01	L	1/1	5	4	1	0.0	0.0	0	0	0	0	1	0	0	0
at TB 11/08	L	1/1	4	3	1	0.0	0.0	0	0	0	0	0	0	0	0
Dal 11/15	W	1/1	3	1	2	1.0	3.0	0	0	0	0	0	0	2	4
SF 11/22	W	1/1	3	1	2	0.0	0.0	0	0	0	0	1	0	0	0
at Det 11/26	W	1/1	3	2	1	1.0	8.0	0	0	0	0	0	0	0	0
Bal 12/07	W	1/1	6	6	0	2.0	14.0	0	0	0	0	1	0	0	0
at Chi 12/13	W	1/1	5	4	1	1.0	2.0	0	0	0	0	0	0	0	0
at Pit 12/20	L	1/1	8	6	2	2.0	14.0	0	0	0	0	0	0	0	0
Sea 12/27	W	1/1	5	4	1	0.0	0.0	0	0	0	0	0	0	0	0
at Ari 1/3/10	W	1/1	0	0	0	0.0	0.0	0	0	0	0	0	0	0	0
Totals	**11-5**	**16/13**	**58**	**42**	**16**	**10.0**	**63.0**	**0**	**0**	**0**	**0**	**6**	**1**	**3**	**46**

2009 Postseason

Game	W/L	P/S	T	S	A	Sk	Yds	Int	Yds	Lg	TD	PD	FF	FR	Yds
Ari 1/10/10 *	L	1/1	7	5	2	1.0	4.0	0	0	0	0	0	1	1	29
Totals	**0-1**	**1/1**	**7**	**5**	**2**	**1.0**	**4.0**	**0**	**0**	**0**	**0**	**0**	**1**	**1**	**29**

* Denotes NFC Wild Card Round

2010 Green Bay Packers

Game	W/L	P/S	T	S	A	Sk	Yds	Int	Yds	Lg	TD	PD	FF	FR	Yds
at Phi 09/12	W	1/1	9	8	1	3.0	11.0	0	0	0	0	1	1	0	0
Buf 09/19	W	1/1	7	4	3	3.0	33.0	0	0	0	0	0	0	0	0
at Chi 09/27	L	1/1	5	3	2	0.0	0.0	0	0	0	0	0	0	0	0
Det 10/03	W	1/1	4	3	1	1.0	4.0	0	0	0	0	0	0	0	0
at Was 10/10	L	1/1	6	5	1	1.5	5.5	0	0	0	0	0	0	0	0
Mia 10/17	L	0/0					Inactive								
Min 10/24	W	1/1	6	1	5	0.0	0.0	0	0	0	0	0	0	0	0
at NYJ 10/31	W	1/1	5	4	1	1.0	6.0	0	0	0	0	0	0	0	0
Dal 11/07	W	1/1	5	3	2	1.0	8.0	1	62	62t	1	2	0	0	0
at Min 11/21	W	1/1	5	4	1	1.0	1.0	0	0	0	0	0	0	0	0
at Atl 11/28	L	1/1	5	2	3	0.0	0.0	0	0	0	0	0	0	0	0
SF 12/05	W	1/1	7	5	2	0.0	0.0	0	0	0	0	0	0	0	0
at Det 12/12	L	1/1	5	3	2	1.0	19.0	0	0	0	0	0	0	0	0
at NE 12/19	L	1/1	4	2	2	0.0	0.0	0	0	0	0	0	1	0	0
NYG 12/26	W	1/1	6	5	1	0.0	0.0	0	0	0	0	0	1	0	0
Chi 1/2/11	W	1/1	4	3	1	1.0	6.0	0	0	0	0	0	0	0	0
Totals	**10-5**	**15/15**	**83**	**55**	**28**	**13.5**	**93.5**	**1**	**62**	**62t**	**1**	**4**	**2**	**0**	**0**

2010 Postseason

Game	W/L	P/S	T	S	A	Sk	Yds	Int	Yds	Lg	TD	PD	FF	FR	Yds
at Phi 1/9/11*	W	1/1	3	3	0	1.0	12.0	0	0	0	0	0	0	0	0
at Atl 1/15/11^	W	1/1	5	4	1	2.0	13.0	0	0	0	0	0	0	1	0
at Chi 1/23/11 %	W	1/1	8	7	1	0.5	2.5	0	0	0	0	0	0	0	0
Pit 2/6/11 !	W	1/1	4	4	0	0.0	0.0	0	0	0	0	1	1	0	0
Totals	**4-0**	**4-4**	**20**	**18**	**2**	**3.5**	**27.5**	**0**	**0**	**0**	**0**	**1**	**1**	**1**	**0**

* Denotes NFC Wildcard Round, ^ denotes NFC Divisional Round, % denotes NFC Championship, ! denotes Super Bowl XLV

44 JAKE McQUAIDE

Long Snapper // Ohio St. // Cincinnati, Ohio

Ht./Wt.: 6-2/235
NFL Exp.: 9th (9th Rams)
GP/GS, (Playoffs): 136/0, (4/0)
Birth Date: 12/7/1987
Acquired: UDFA-2011

TRANSACTIONS: Signed a contact extension in the 2018 offseason...Signed a four-year contract extension in July 2013 to extend his contract into 2017.Signed with the Rams (7/27/11).

PRO: Ninth-year pro has played in all 136 regular season games of his career...tallied 1,218 clean snaps through first nine seasons...has made 10 tackles on special teams...received Pro Bowl honors in 2016 and 2017.

2019 SEASON: Enters ninth professional season with the Rams organization...**vs. Cincinnati (10/27):** Saw action at long snapper and completed nine clean snaps...**at Atlanta (10/20):** Saw action at long snapper and completed 10 clean snaps...**vs. San Francisco (10/13):** Saw action at long snapper and completed six clean snaps...**at Seattle (10/3):** Saw action at long snapper and completed 10 clean snaps...**vs. Tampa Bay (9/29):** Saw action at long snapper and completed eight clean snaps...**at Cleveland (9/22):** Saw action at long snapper and completed seven clean snaps...played seven snaps on special teams (29 percent)...**vs. New Orleans (9/15):** Saw action at long snapper and completed nine clean snaps...played nine snaps on special teams (33 percent)...**at Carolina (9/8):** Saw action at long snapper and completed 12 clean snaps...played 12 snaps on special teams (34 percent).

2018 SEASON: Played in all 16 regular season games and three postseason contests, including Super Bowl LIII...added one special teams tackle on the season...**at Oakland (9/10):** Saw action at long snapper and recorded 10 clean snaps...added one special teams tackle...**at San Francisco (10/21):** Saw action at long snapper...tallied 11 clean snaps...**vs. Green Bay (10/28):** Saw action at long snapper...logged 10 clean snaps...**vs. Kansas City (11/19):** Saw action at long snapper...compiled a season-high 13 clean snaps...**vs. San Francisco (12/30):** Saw action at long snapper...posted 11 clean snaps...**Divisional Round vs. Dallas (1/12/19):** Saw action at long snapper...registered eight clean snaps...**Championship Round at New Orleans (1/20/19):** Saw action at long snapper...compiled 10 clean snaps...**Super Bowl LIII (2/3/19):** Saw action at long snapper...totaled a postseason career-high 11 clean snaps.

2017 SEASON: Recorded 151 consecutive clean snaps...had one special teams tackle...named to his second-consecutive Pro Bowl...**vs. Indianapolis (9/10):** Saw action at long snapper and recorded 13 clean snaps...**vs. Washington (9/17):** Saw action at long snapper...tallied eight clean snaps...notched one special teams tackle...**at Dallas (10/1):** Saw action at long snapper... recorded 13 clean snaps...**Wild Card vs. Atlanta (1/6/18):** Saw action at long snapper...recorded eight clean snaps.

2016 SEASON: Became the first long-snapper in franchise history to make the Pro Bowl...played in all 16 games...tallied 146 clean snaps...**at Arizona (10/2):** Compiled 10 clean snaps in addition to his first special teams tackle of the season...**vs. Miami (11/20):** Notched 11 clean snaps...**vs. San Francisco (12/24):** Tallied 11 clean snaps.

2015 SEASON: Played in all 16 games...posted 157 snaps on the season, tallying a season-high 13 snaps and one special teams tackle...**vs. Seattle (9/13):** Recorded nine snaps...**at Washington (9/20):** Notched 12 clean snaps...**vs. Pittsburgh (9/27):** Registered six clean snaps...**at Arizona (10/4):** Recorded 11 clean snaps...**at Green Bay (10/11):** Posted 9 clean snaps...**vs. Cleveland (10/25):** Tallied 11 snaps... **vs. San Francisco (11/01):** Recorded 12 snaps...**at Minnesota (11/08):** Tallied 13 snaps...**at Baltimore (11/22):** Posted 11 snaps...**at Cincinnati (11/29):** Recorded six snaps and one special teams tackle...**vs. Tampa Bay (12/17):** Recorded nine clean snaps for the third consecutive week...**at Seattle (12/27):** Posted 10 clean snaps...**at San Francisco (1/3/16):** Recorded 11 snaps.

2014 SEASON: Registered 145 clean snaps...**vs. Denver (11/16):** Recorded 12 clean snaps...**vs. Oakland (11/30):** Notched a career-high 14 clean snaps...**vs. Arizona (12/11):** Tallied 10 clean snaps.

2013 SEASON: Played in 16 games...notched 141 clean snaps...**at Indianapolis (11/10):** Recorded 11 clean snaps...**vs. Jacksonville (10/6):** Registered 13 clean snaps for the second consecutive week...**vs. San Francisco (9/26):** Recorded a then career-high 13 clean snaps.

2012 SEASON: Recorded 139 consecutive clean snaps...had four special teams tackles...**at Arizona (11/25):** Tallied 12 clean snaps...**vs. San Francisco (12/2):** Registered 12 clean snaps... **at Buffalo (12/9):** Tallied eight clean snaps...recorded one tackle on special teams.

2011 SEASON: Recorded 150 consecutive clean snaps...notched two special teams tackles...**vs. Seattle (11/20):** Made 11 clean snaps...**vs. New Orleans (10/30):** Tallied 12 clean snaps...**vs. Arizona (11/27):** Recorded 12 clean snaps...**at San Francisco (12/4):** Recorded eight clean snaps...made one special teams tackle...**vs. Cincinnati (12/18):** Tallied 11 clean snaps...added one special teams tackle.

COLLEGE: Originally a walk on at Ohio State…handled long-snapping duties for three years…Special Teams Player of the Week vs. Purdue…received his bachelor's degree in December… academic all-Big Ten…John Galbreath award for academic excellence…NFF Hampshire Honor Society…EE All Star Game as a senior…won Top Ten Tenacious three times as a junior… earned a scholarship beginning in the autumn quarter of his junior year…rotated with Dimitrios Makridis and Jackson Haas on long and short snaps for the Big Ten champions during his freshman year…redshirted as a freshman.

PERSONAL: Name pronounced "Mc-KWAYD"...tight end who had 10 catches for 125 yards as a senior at Elder High in Cincinnati... had no unplayable snaps as a junior or senior...earned the Mr. ZIP award for basketball at Elder...National Honor Society... Student Council communications officer…son of Bev and Kevin McQuaide...has two sisters, Maureen and Katie...married Abby on March 17, 2012, and they have a daughter, Quinn, and a son, JJ...2008-09 Big Ten all-academic...an aeronautical and astronautical engineering major...participated in many community events, including Make-A-Wish Celebrity Server dinner, Taste of the NFL, Love Your Melon Distribution event at Mercy, 6th Annual Playground Build at Marygrove and the All-Community Team

Ticket program - 4th Down Fan Club.

McQuaide's Career Snap Statistics:

Year	Teams	Clean Snaps
2019	Los Angeles Rams	62
2018	Los Angeles Rams	130
	Postseason	*29*
2017	Los Angeles Rams	151
	Postseason	*8*
2016	Los Angeles Rams	146
2015	St. Louis Rams	157
2014	St. Louis Rams	145
2013	St. Louis Rams	141
2012	St. Louis Rams	139
2011	St. Louis Rams	150
Totals	***Regular Season***	***1,209***
	Postseason	***37***

82 JOHNNY MUNDT

Tight End // Oregon // Modesto, Calif.

Ht./Wt.: 6-4/233
NFL Exp.: 2nd (3rd Rams)
GP/GS, (Playoffs): 17/0, (3/0)
Birth Date: 11/23/1994
Acquired: UDFA-2017

TRANSACTIONS: Signed a futures contract with the Rams (1/8/18)...signed to Rams practice squad (11/24/18)...released (11/21/17)...signed to active roster from practice squad (11/11/17)... signed to the Rams Practice Squad (9/5/17)...released by the Rams (9/3/17)...signed by the Rams as an undrafted free agent (5/2/17).

PRO: Second-year pro has played in 17 regular season games and three postseason contests.

2019 SEASON: vs. Cincinnati (10/27): Played one offensive snap and 12 special teams snaps (50 percent)...**at Atlanta (10/20):** Played 15 offensive snaps (20 percent) and 18 special teams plays (53 percent)...**vs. San Francisco (10/13):** Recorded one tackle on special teams where he played 12 snaps (46 percent)...**at Seattle (10/3):** Played two offensive snaps (three percent) and 13 special teams snaps (42 percent)...**vs. Tampa Bay (9/29):** Declared inactive...**at Cleveland (9/22):** Saw first action of the season...played two offensive snaps (three percent) and six special teams snaps (25 percent)...**vs. New Orleans (9/15):** Declared inactive...**at Carolina (9/8):** Declared inactive

2018 SEASON: Appeared in 10 regular season games and three postseason contests, including Super Bowl LIII...hauled in his first-career reception in Week 17...also contributed on special teams...**vs. San Francisco (12/30):** Saw action at tight end and on special teams...recorded his first career reception (first career) on a five-yard pass from QB Sean Mannion...**Divisional Round vs. Dallas (1/12/19):** Made postseason debut...saw action at tight end and on special teams...**Championship Round at New Orleans (1/20/19):** Saw action on special teams...**Super Bowl LIII (2/3/19):** Saw action on special teams...notched one tackle.

2017 SEASON: Spent Weeks 1-9 on the Rams practice squad before being signed to the active roster for a Week 10 home win over Houston (11/12/17) and a Week 11 road loss to Minnesota (11/19/17)...did not record any stats.

COLLEGE: Earned Pac-12 All-Conference Honorable Mention and Dudley Randolph Clarke Memorial Award for the team's most improved player in 2016…started the last six games of the season but saw action in eight games…ended the season with 23 receptions for 334 yards and four touchdowns…was on the John Mackey Award Watch List (Nation's Top Tight End) in 2015… earned a starting nod against Washington State while coming off the bench in each of the remaining 12 outings to contribute to a formidable tandem at the position…completed the year catching five passes for 39 yards and one touchdown in addition to improving his prowess as an effective blocker at the line of scrimmage… in 2914, started strong yet injuries derailed his momentum until the latter part of the year ...stepped onto the field for 13 of 15 games… in 2013, started five of his appearances…finished the year with 16 catches for 281 yards and three scores…earned John Mackey Tight End of the Week national honors for his effort in his starting debut…recipient of program's Len Casanova Award as the team's first-year player who exemplified the ideals and inspiration of the program's former head football coach and athletics director.

PERSONAL: The two-time First-Team MaxPrep Division IV all-state tight end helped the Central Catholic Raiders to the IV state championship his senior year and a 14-2 mark under Head Coach Roger Canepa… the Scout.com four-star choice and Western Athletic League MVP was listed 10th among the nation's tight end prospects by ESPN.com…caught 33 passes for 625 yards and eight touchdowns in 2012…also recorded 80 tackles and 15.5 quarterback sacks as a linebacker his final year to be named to the Cal-Hi Sports all-state first team on defense.

JOHNNY MUNDT NFL STATISTICS

REGULAR SEASON

			Receiving					Rushing			
Year	Team	G/S	No.	Yards	Avg.	Long	TD	Att.	Yards	Avg.	Long	TD
2017	Los Angeles Rams	2/0	0	0	0.0	0	0	0	0	0.0	0	0
2018	Los Angeles Rams	10/0	1	5	5.0	5	0	0	0	0.0	0	0
2019	Los Angeles Rams	5/0	0	0	0.0	0	0	0	0	0.0	0	0
Totals		**17/0**	**1**	**5**	**5.0**	**5**	**0**	**0**	**0**	**0.0**	**0**	**0**

POSTSEASON

			Receiving					Rushing			
Year	Team	G/S	No.	Yards	Avg.	Long	TD	Att.	Yards	Avg.	Long	TD
2018	Los Angeles Rams	3/0	0	0	0.0	0	0	0	0	0.0	0	0
Totals		**3/0**	**0**	**0**	**0.0**	**0**	**0**	**0**	**0**	**0.0**	**0**	**0**

Additional Career Statistics: Special teams tackles: 2019 (1), Rams 2018 postseason (1).

JOHNNY MUNDT GAME-BY-GAME

2019 Los Angeles Rams

			Receiving					Rushing				
Game	W/L	P/S	No.	Yards	Avg.	Long	TD	Att.	Yards	Avg.	Long	TD
at Car 9/8	W	0/0				Inactive						
NO 9/15	W	0/0				Inactive						
at Cle 9/22	W	1/0	0	0	0.0	0	0	0	0	0.0	0	0
TB 9/29	L	0/0				Inactive						
at Sea 10/3	L	1/0	0	0	0.0	0	0	0	0	0.0	0	0
SF 10/13	L	1/0	0	0	0.0	0	0	0	0	0.0	0	0
at Atl 10/20	W	1/0	0	0	0.0	0	0	0	0	0.0	0	0
Cin 10/27	W	1/0	0	0	0.0	0	0	0	0	0.0	0	0
at Pit 11/10												
Chi 11/17												
Bal 11/25												
at Ari 12/1												
Sea 12/8												
at Dal 12/15												
SF TBD												
Ari 12/29												
Totals	**5-3**	**5/0**	**0**	**0**	**0.0**	**0**	**0**	**0**	**0**	**0.0**	**0**	**0**

2018 Los Angeles Rams

			Receiving					Rushing				
Game	W/L	P/S	No.	Yards	Avg.	Long	TD	Att.	Yards	Avg.	Long	TD
at Oak 9/10	W	1/0	0	0	0.0	0	0	0	0	0.0	0	0
Ari 9/16	W	1/0	0	0	0.0	0	0	0	0	0.0	0	0
LAC 9/23	W	1/0	0	0	0.0	0	0	0	0	0.0	0	0
Min 9/27	W	1/0	0	0	0.0	0	0	0	0	0.0	0	0
at Sea 10/7	W	1/0	0	0	0.0	0	0	0	0	0.0	0	0
at Den 10/14	W	1/0	0	0	0.0	0	0	0	0	0.0	0	0
at SF 10/21	W	1/0	0	0	0.0	0	0	0	0	0.0	0	0
GB 10/28	W	0/0				Inactive						
at NO 11/4	L	0/0				Inactive						
Sea 11/11	W	0/0				Inactive						
KC 11/19	W	0/0				Inactive						
at Det 12/2	W	0/0				Inactive						
at Chi 12/9	L	0/0				Inactive						
Phi 12/16	L	1/0	0	0	0.0	0	0	0	0	0.0	0	0
at Ari 12/23	W	1/0	0	0	0.0	0	0	0	0	0.0	0	0
SF 12/30	W	1/0	1	5	5.0	5	0	0	0	0.0	0	0
Totals	**13-3**	**10/0**	**1**	**5**	**5.0**	**5**	**0**	**0**	**0**	**0.0**	**0**	**0**

2018 Postseason

			Receiving					Rushing				
Game	W/L	P/S	No.	Yards	Avg.	Long	TD	Att.	Yards	Avg.	Long	TD
Dal 1/12/19 *	W	1/0	0	0	0.0	0	0	0	0	0.0	0	0
at NO 1/20/19 ^	W	1/0	0	0	0.0	0	0	0	0	0.0	0	0
NE 2/3/19 !	L	1/0	0	0	0.0	0	0	0	0	0.0	0	0
Totals	**2-1**	**3/0**	**0**	**0**	**0.0**	**0**	**0**	**0**	**0**	**0.0**	**0**	**0**

* Denotes NFC Divisional Playoff Game, ^ Denotes NFC Championship Game, ! Denotes Super Bowl LIII

19 JOJO NATSON

Wide Receiver // Akron // Fort Lauderdale, Fla.

Ht./Wt.: 5-7/153
NFL Exp.: 3rd (2nd Rams)
GP/GS: 28/0, (Playoffs): (3/0)
Birth Date: 2/1/1994
Acquired: UDFA-2018

TRANSACTIONS: Signed with the Los Angeles Rams as a free agent (9/13/18)...waived by the Rams (8/31/18)...signed by the Rams as a free agent (7/24/18)...signed with the Jets (11/11/17)... signed with the Colts as an undrafted free agent (5/4/17).

PRO: Third-year pro, played first game as a Ram on Sept. 16, 2018 against the Cardinals...played 28 career games, including seven regular season games for the New York Jets as a rookie in 2017.

2019 SEASON: Returning for his second season with the Rams... **vs. Cincinnati (10/27):** Returned a kickoff for 14 yards...called for three fair catches...**at Atlanta (10/20):** Returned three punts for 33 yards with a long of 25 yards...**vs. San Francisco (10/13):** Returned three kickoffs for 74 yards...fielded one punt for an eight yard return...**at Seattle (10/3):** Returned two punts for 16 yards... **vs. Tampa Bay (9/29):** Signaled for a fair...returned one kickoff for 22 yards...**at Cleveland (9/22):** Returned two punts for no yards... signaled for a fair catch...**vs. New Orleans (9/15):** Returned two punts for 42 yards (21.0 yards/return)...called for 3 fair catches... posted a season best 32-yard-punt return...**at Carolina (9/8):** Returned two punts for 19 yards with a long of 16 yards.

2018 SEASON: Finished the regular season with 13 games played...tallied 26 punt returns for 280 yards, which ranked sixth in the league...returned six kickoffs for 108 yards...**vs. Arizona (9/16):** Made Rams debut...returned six punts for 133 yards... tallied a 60-yard punt return, a new personal best...averaged 22.2 yards per return...returned one kickoff for 22 yards...**vs. Chargers (9/23):** Returned two punts for eight yards and one kickoff for a season-long 24 yards...left the game in third quarter with a hand injury and did not return...**at Denver (10/14):** Returned two punts for 29 yards...**at San Francisco (10/21):** Returned two punts for 36 yards (18.0 yards/return) and one kickoff for 23 yards... **vs. Seattle (11/11):** Returned two punts for 22 yards and one kickoff for 12 yards...**at Detroit (12/2):** Returned three punts for 18 yards...**at Chicago (12/9):** Returned one kickoff for 18 yards... **at Arizona (12/23):** Returned two punts for 26 yards...**vs. San Francisco (12/30):** Returned two punts for 11 yards...**Divisional Round vs. Dallas (1/12/19):** Made postseason debut...returned two punts for 12 yards...**Championship Round at New Orleans (1/20/19):** Returned one kickoff for 17 yards...**Super Bowl LIII (2/3/19):** Returned one kickoff for 27 yards and two punts for 12 yards.

2017 SEASON: vs. Carolina (11/26): Returned 16 punts for 38 yards with a long of 17 yards...had a long kick return for 32 yards... **at New Orleans (12/17):** Caught two passes for 18 yards...rushed the ball once for 15 yards...brought back five kick returns for 106 yards...**at Chargers (12/24):** Returned seven punts for 30 yards... tallied 16 kickoff returns for a total of 325 yards, averaging 20.3 yards per return.

COLLEGE: As a redshirt senior in 2016, was named team captain...earned First-Team All-Mid-American Conference at punt return...Second-Team All-MAC honors...earned both team offensive MVP and Special Teams Player of the Year...started in 11-of-12 games...ranked second in the nation for punt return touchdowns with two...ranked second in the nation for punt returns average (16.3 yards)...led team in scoring with 72 points on 12 touchdowns...transferred from Utah State where he was tied for first all-time in Mountain West history with four punt return touchdowns...ranked third all-time at Utah with averaging 11.5 yards per punt return...tallied 127 career receptions putting him at 11th all-time in school history...totaled 1,031 reception yards placing him as the 32nd player in school history to exceed 1,000 career receiving yards...as a junior, started 10-of-13 games at wide receiver...totaled 51 receptions for 504 yards, which ranked second on the team...earned honorable mention All-Mountain West as a punt returner as a sophomore in 2013...totaled 59 receptions for 395 yards...played in 12 games his freshman year.

PERSONAL: Formal name is Bruce Natson, Jr....nickname is JoJo... son of Lakeltha and Bruce Natson, Sr....has a brother Branden and a sister Britney...majored in organizational supervision...earned his bachelor's degree in 2016.

JOJO NATSON NFL STATISTICS

REGULAR SEASON

			Receiving					Rushing				
Year	Team	G/S	No.	Yards	Avg.	Long	TD	Att.	Yards	Avg.	Long	TD
2017	New York Jets	7/0	2	18	9.0	19	0	1	15	15.0	15	0
2018	Los Angeles Rams	13/0	0	0	0.0	0	0	0	0	0.0	0	0
2019	Los Angeles Rams	8/0	0	0	0.0	0	0	0	0	0.0	0	0
Totals		**28/0**	**2**	**18**	**9.0**	**19**	**0**	**1**	**15**	**15.0**	**15**	**0**

			Punt Returns					Kickoff Returns				
Year	Team	G/S	No.	Yards	Avg.	Long	TD	Att.	Yards	Avg.	Long	TD
2017	New York Jets	7/0	16	38	2.4	17	0	16	325	20.3	32	0
2018	Los Angeles Rams	13/0	26	280	10.8	60	0	6	108	18.0	24	0
2019	Los Angeles Rams	8/0	12	118	9.8	35	0	5	110	22.0	27	0
Totals		**28/0**	**84**	**436**	**8.1**	**60**	**0**	**27**	**533**	**20.1**	**32**	**0**

POSTSEASON

			Receiving					Rushing				
Year	Team	G/S	No.	Yards	Avg.	Long	TD	Att.	Yards	Avg.	Long	TD
2018	Los Angeles Rams	3/0	0	0	0.0	0	0	0	0	0.0	0	0
Totals		**3/0**	**0**	**0**	**0.0**	**0**	**0**	**0**	**0**	**0.0**	**0**	**0**

			Punt Returns					Kickoff Returns				
Year	Team	G/S	No.	Yards	Avg.	Long	TD	Att.	Yards	Avg.	Long	TD
2018	Los Angeles Rams	3/0	5	24	4.8	13	0	2	44	22.0	27	0
Totals		**3/0**	**5**	**24**	**4.8**	**13**	**0**	**2**	**44**	**22.0**	**27**	**0**

Regular Season Single Game Career Highs:
Kickoff Return Yards – 106, at New Orleans (12/17/17)
Kickoff Return Long – 32, vs. Carolina (11/26/17)
Punt Return Yards – 133, vs. Arizona Cardinals (9/16/18)
Punt Return Long – 60, vs. Arizona Cardinals (9/16/18)

JOJO NATSON GAME-BY-GAME

2019 Los Angeles Rams

			Receiving					Rushing					Returns									
Game	W/L	G/S	No.	Yards	Avg.	Long	TD	Att.	Yards	Avg.	Long	TD	PR	FC	Yards	Long	TD	KR	Yards	Avg.	Long	TD
at Car 9/8	W	1/0	0	0	0.0	0	0	0	0	0.0	0	0	2	1	19	16	0	0	0	0.0	0	0
NO 9/15	W	1/0	0	0	0.0	0	0	0	0	0.0	0	0	2	3	42	32	0	0	0	0.0	0	0
at Cle 9/22	W	1/0	0	0	0.0	0	0	0	0	0.0	0	0	2	1	0	0	0	0	0	0.0	0	0
TB 10/29	L	1/0	0	0	0.0	0	0	0	0	0.0	0	0	0	1	0	0	0	1	22	22.0	22	0
at Sea 10/3	L	1/0	0	0	0.0	0	0	0	0	0.0	0	0	2	0	16	15	0	0	0	0.0	0	0
SF 10/13	L	1/0	0	0	0.0	0	0	0	0	0.0	0	0	1	0	8	8	0	3	74	24.7	27	0
at Atl 10/20	W	1/0	0	0	0.0	0	0	0	0	0.0	0	0	3	0	33	35	0	0	0	0.0	0	0
Cin 10/27	W	1/0	0	0	0.0	0	0	0	0	0.0	0	0	0	3	0	0	0	1	14	14.0	14	0
at Pit 11/10																						
Chi 11/17																						
Bal 11/25																						
at Ari 12/1																						
at Sea 12/8																						
at Dal 12/15																						
SF TBD																						
Ari 12/29																						
Totals	**5-3**	**8/0**	**0**	**0**	**0.0**	**0**	**0**	**0**	**0**	**0.0**	**0**	**0**	**12**	**6**	**118**	**35**	**0**	**5**	**110**	**22.0**	**27**	**0**

JOJO NATSON GAME-BY-GAME CONT.

2018 Los Angeles Rams

			Receiving					Rushing						Returns							
Game	W/L	G/S	No.	Yards	Avg.	Long	TD	Att.	Yards	Avg.	Long	TD	PR	FC	Yards	Long	TD	KR	Yards	Avg.	Long	TD
at Oak 9/10	W	0/0								Not with Team												
Ari 9/16	W	1/0	0	0	0.0	0	0	0	0	0.0	0	0	6	0	133	60	0	1	22	22.0	22	0
LAC 9/23	W	1/0	0	0	0.0	0	0	0	0	0.0	0	0	2	0	8	7	0	1	24	24.0	24	0
Min 9/27	W	0/0								Inactive												
at Sea 10/7	W	0/0								Inactive												
at Den 10/14	W	1/0	0	0	0.0	0	0	0	0	0.0	0	0	2	0	29	26	0	0	0	0.0	0	0
at SF 10/21	W	1/0	0	0	0.0	0	0	0	0	0.0	0	0	2	0	36	36	0	1	23	23.0	23	0
GB 10/28	W	1/0	0	0	0.0	0	0	0	0	0.0	0	0	2	0	2	2	0	1	9	9.0	9	0
at NO 11/04	L	1/0	0	0	0.0	0	0	0	0	0.0	0	0	0	0	0	0	0	0	0	0.0	0	0
Sea 11/11	W	1/0	0	0	0.0	0	0	0	0	0.0	0	0	2	0	22	11	0	1	12	12.0	12	0
KC 11/19	W	1/0	0	0	0.0	0	0	0	0	0.0	0	0	1	0	-3	-3	0	0	0	0.0	0	0
at Det 12/2	W	1/0	0	0	0.0	0	0	0	0	0.0	0	0	3	1	18	8	0	0	0	0.0	0	0
at Chi 12/9	L	1/0	0	0	0.0	0	0	0	0	0.0	0	0	0	2	0	0	0	1	18	18.0	18	0
Phi 12/16	L	1/0	0	0	0.0	0	0	0	0	0.0	0	0	2	1	-2	3	0	0	0	0.0	0	0
at Ari 12/23	W	1/0	0	0	0.0	0	0	0	0	0.0	0	0	2	1	26	26	0	0	0	0.0	0	0
SF 12/30	W	1/0	0	0	0.0	0	0	0	0	0.0	0	0	2	0	11	16	0	0	0	0.0	0	0
Totals	**13-3**	**13/0**	**0**	**0**	**0.0**	**0**	**0**	**0**	**0**	**0.0**	**0**	**0**	**26**	**5**	**280**	**60**	**0**	**6**	**108**	**18.0**	**24**	**0**

2018 Postseason

			Receiving					Rushing						Returns							
Game	W/L	G/S	No.	Yards	Avg.	Long	TD	Att.	Yards	Avg.	Long	TD	PR	FC	Yards	Long	TD	KR	Yards	Avg.	Long	TD
Dal 1/12/19 *	W	1/0	0	0	0.0	0	0	0	0	0.0	0	0	2	0	12	12	0	0	0	0.0	0	0
at NO 1/20/19 ^	W	1/0	0	0	0.0	0	0	0	0	0.0	0	0	1	2	0	0	0	1	17	17.0	17	0
NE 2/3/2019 !	L	1/0	0	0	0.0	0	0	0	0	0.0	0	0	2	0	12	13	0	1	27	27.0	27	0
Totals	**2-1**	**3/0**	**0**	**0**	**0.0**	**0**	**0**	**0**	**0**	**0.0**	**0**	**0**	**5**	**2**	**24**	**13**	**0**	**2**	**44**	**22.0**	**27**	**0**

* Denotes NFC Divisional Playoff Game, ^ Denotes NFC Championship Playoff Game, ! Denotes Super Bowl LIII

2017 New York Jets

			Receiving					Rushing						Returns							
Game	W/L	G/S	No.	Yards	Avg.	Long	TD	Att.	Yards	Avg.	Long	TD	PR	FC	Yards	Long	TD	KR	Yards	Avg.	Long	TD
at TB 11/12	L	1/0	0	0	0.0	0	0	0	0	0.0	0	0	1	1	-2	-2	0	3	54	18.0	24	0
Car 11/26	L	1/0	1	-1	-1.0	-1	0	0	0	0.0	0	0	4	0	7	17	0	2	52	26.0	32	0
KC12/3	W	1/0	0	0	0.0	0	0	0	0	0.0	0	0	0	2	0	0	0	2	42	21.0	23	0
at Den 12/10	L	1/0	0	0	0.0	0	0	0	0	0.0	0	0	1	1	-1	0	0	1	27	27.0	27	0
at NO 12/17	L	1/0	1	19	19.0	19	0	1	15	15.0	15	0	1	2	0	0	0	5	106	21.2	24	0
LAC 12/24	L	1/0	0	0	0.0	0	0	0	0	0.0	0	0	7	0	30	11	0	0	0	0.0	0	0
at NE 12/31	L	1/0	0	0	0.0	0	0	0	0	0.0	0	0	2	2	4	5	0	3	44	14.7	23	0
Totals	**1-6**	**7/0**	**2**	**18**	**9.0**	**19**	**0**	**1**	**15**	**15.0**	**15**	**0**	**16**	**8**	**38**	**17**	**0**	**16**	**325**	**20.3**	**32**	**0**

45 OGBONNIA OKORONKWO

Outside Linebacker // Oklahoma // Houston, Texas

Ht./Wt.: 6-2/253
NFL Exp.: 1st (2nd Rams)
GP/GS: 3/0, (Playoffs): (0/0)
Birth Date: 4/24/1995
Acquired: D5B-2018 (No. 160)

TRANSACTIONS: Activated from Physically Unable to Perform list (11/5/18)...placed on Physically Unable to Perform list (7/24/18)... selected by the Rams in the fifth round (160th overall) of the 2018 NFL Draft.

2019 SEASON: Entering his second year with the Rams Made his NFL debut in week 6 against the San Francisco...**vs. Cincinnati (10/27):** Recorded his first-career sack...added two tackles (one solo)...tallied two QBHs...**at Atlanta (10/20):** Recorded two solo tackles and a quarterback hit...played 23 defensive snaps (42 percent) and 13 special teams plays (28 percent)... **vs. San Francisco (10/13):** Played 13 snaps (50 percent) on special teams and two defensive snaps (three percent)...did not record any statistics....**at Seattle (10/3):** Declared inactive... **vs. Tampa Bay (9/29):** Declared inactive...**at Cleveland (9/22):** Declared inactive...**vs. New Orleans (9/15):** Declared inactive... **at Carolina (9/8):** Declared inactive.

2018 SEASON: Declared inactive for the final seven regular season games and three postseason contests after being on the PUP list for the first nine games of rookie season.

COLLEGE: Recorded 21.0 career sacks to rank second in Oklahoma University history by a linebacker and tied for seventh overall...as a senior in 2017, named First-Team All-American (Walter Camp)...Second-Team All-American (AP, FWAA, Sporting News)...semifinalist for the Bednarik Award, Butkus Award and Lott IMPACT Trophy...named the co-Big 12 Defensive Player of the Year and First-Team All-Big 12 by the league's coaches... started all 14 games...ranked second in Big 12 with 17.5 tackles for loss and third with 8.0 sacks...finished third on team with 76 tackles...in 2016, as a junior, named Second-Team All-Big 12 by league's coaches and AP...registered 9.0 sacks which was tied for the most in OU single-season history by a linebacker and were third most in Big 12 overall on year...led squad and tied for fifth in Big 12 with 12.0 tackles for loss, resulting in a total loss of 62 yards...as a sophomore in 2015, played in nine games...registered nine total tackles...added 2.0 sacks resulting in 12 yards lost...appeared in 11 games as a redshirt freshman in 2014...tallied eight tackles (four solo stops)...posted 2.0 sacks resulting in 19 yards lost...redshirted in 2013.

PERSONAL: Pronounced "o-BO-ny-uh o-kor-RON-kwo"... graduated in December 2017 with a degree in African and African-American studies.

OGBONNIA OKORONKWO NFL STATISTICS

REGULAR SEASON

			Tackles						Interceptions					Fumbles		
Year	Team	G/S	Total	Solo	Asst.	Sacks	Yards	Int.	Yards	Long	TD	PD	FF	FR	Yards
2018	Los Angeles Rams	0/0	-	-	-	-	-	-	-	-	-	-	-	-	-
2019	Los Angeles Rams	3/0	2	3	1	1.5	8.0	0	0	0	0	0	0	0	0
Total		**3/0**	**2**	**3**	**1**	**1.5**	**8.0**	**0**	**0**	**0**	**0**	**0**	**0**	**0**	**0**

POSTSEASON

			Tackles						Interceptions					Fumbles		
Year	Team	G/S	Total	Solo	Asst.	Sacks	Yards	Int.	Yards	Long	TD	PD	FF	FR	Yards
2018	Los Angeles Rams	0/0	-	-	-	-	-	-	-	-	-	-	-	-	-
Total		**0/0**	**-**	**-**	**-**	**-**	**-**	**-**	**-**	**-**	**-**	**-**	**-**	**-**	**-**

OGBONNIA OKORONKWO GAME-BY-GAME

2019 Los Angeles Rams

Game	W/L	P/S	T	S	A	Sk	Yds	Int	Yds	Lg	TD	PD	FF	FR	Yds
at Car 9/8	W	0/0					Inactive								
NO 9/15	W	0/0					Inactive								
at Cle 9/22	W	0/0					Inactive								
TB 9/29	L	0/0					Inactive								
at Sea 10/3	L	0/0					Inactive								
SF 10/13	L	1/0	0	0	0	0.0	0.0	0	0	0	0	0	0	0	0
at Atl 10/20	W	1/0	2	2	0	0.0	0.0	0	0	0	0	0	0	0	0
Cin 10/27	W	1/0	2	1	1	1.5	8.0	0	0	0	0	0	0	0	0
at Pit 11/10															
Chi 11/17															
Bal 11/25															
at Ari 12/1															
Sea 12/8															
at Dal 12/15															
at SF TBD															
Ari 12/29															
Totals	**5-3**	**3/0**	**4**	**3**	**1**	**1.5**	**8.0**	**0**	**0**	**0**	**0**	**0**	**0**	**0**	**0**

2018 Los Angeles Rams

Game	W/L	P/S	T	S	A	Sk	Yds	Int	Yds	Lg	TD	PD	FF	FR	Yds
at Oak 9/10	W	0/0					Reserve/PUP List								
Ari 9/16	W	0/0					Reserve/PUP List								
LAC 9/23	W	0/0					Reserve/PUP List								
Min 9/27	W	0/0					Reserve/PUP List								
at Sea 10/7	W	0/0					Reserve/PUP List								
at Den 10/14	W	0/0					Reserve/PUP List								
at SF 10/21	W	0/0					Reserve/PUP List								
GB 10/28	W	0/0					Reserve/PUP List								
at NO 11/4	L	0/0					Reserve/PUP List								
Sea 11/11	W	0/0					Inactive								
KC 11/19	W	0/0					Inactive								
at Det 12/2	W	0/0					Inactive								
at Chi 12/9	L	0/0					Inactive								
Phi 12/16	L	0/0					Inactive								
at Ari 12/23	W	0/0					Inactive								
SF 12/30	W	0/0					Inactive								
Totals	**13-3**	**0/0**	**0**	**0**	**0**	**0.0**	**0.0**	**0**	**0**	**0**	**0**	**0**	**0**	**0**	**0**

2018 Postseason

Game	W/L	P/S	T	S	A	Sk	Yds	Int	Yds	Lg	TD	PD	FF	FR	Yds
Dal 1/12/19 *	W	0/0					Inactive								
at NO 1/20/19 ^	W	0/0					Inactive								
NE 2/3/2019 !	L	0/0					Inactive								
Totals	**2-1**	**0/0**	**0**	**0**	**0**	**0.0**	**0.0**	**0**	**0**	**0**	**0**	**0**	**0**	**0**	**0**

* Denotes NFC Divisional Playoff Game, ^ Denotes NFC Championship Playoff Game,
! Denotes Super Bowl LIII

57 NATREZ PATRICK

Linebacker // Georgia // Atlanta, Ga.

Ht./Wt.: 6-3/242
NFL Exp.: Rookie
GP/GS, (Playoffs): 8/0, (0/0)
Birth Date: 7/9/1997
Acquired: UDFA-2019

TRANSACTIONS: Signed by the Rams as an undrafted rookie free agent (5/14/19).

2019 SEASON: Made his NFL debut in a Week 1 win over the Panthers...**vs. Cincinnati (10/27):** Appeared in 13 special teams plays (54 percent)...**at Atlanta (10/20):** Played eight defensive snaps (15 percent) and 19 special teams snaps (56 percent)... assisted on one defensive tackle...**vs. San Francisco (10/13):** Recorded one solo defensive tackle...the first of his professional career...**vs. Seattle (10/3):** Appeared in 16 special teams snaps... **vs. Tampa Bay (9/29):** Appeared in 20 special team snaps (53 percent)...**at Cleveland (9/22):** Played 12 snaps on special teams...**vs. New Orleans (9/15):** Played 18 snaps on special teams and two snaps on defense...**at Carolina (9/8):** Played 19 snaps on special teams.

COLLEGE: Played in 44 total games in his four years at Georgia... registered 160 tackles (79 solo) with 2.0 sacks...in 2018, as a senior, saw action in all 14 games, with eight starts...tallied 44 tackles on the season...finished fourth on the team with 4.5 tackles for loss...as a junior in 2017, played in nine games, starting seven of them...recorded 35 total stops, including 2.5 tackles for loss... added three QB pressures...in 2016, as a sophomore, started nine-of-10 games played...ranked second on the team with 59 tackles, despite missing the last three regular-season games due to injury...posted a career-best 10 tackles vs. Tennessee, including 1.0 sack and 2.5 tackles for loss...as a freshman in 2015, played in 11 games with two starts...finished with 22 tackles...first-career start came at Georgia Tech...enrolled at UGA in January of 2014.

PERSONAL: A communication studies major at Georgia...recipient of the Virginia and Kenneth McCall Football Scholarship.

NATREZ PATRICK NFL STATISTICS

REGULAR SEASON

			Tackles					Interceptions					Fumbles		
Year	Team	G/S	Total	Solo	Asst.	Sacks	Yards	Int.	Yards	Long	TD	PD	FF	FR	Yards
2019	Los Angeles Rams	8/0	2	1	1	0.0	0.0	0	0	0	0	0	0	0	0
Total		**8/0**	**2**	**1**	**1**	**0.0**	**0.0**	**0**	**0**	**0**	**0**	**0**	**0**	**0**	**0**

NATREZ PATRICK GAME-BY-GAME

2019 Los Angeles Rams

Game	W/L	P/S	T	S	A	Sk	Yds	Int	Yds	Lg	TD	PD	FF	FR	Yds
at Car 9/8	W	1/0	0	0	0	0.0	0.0	0	0	0	0	0	0	0	0
NO 9/15	W	1/0	0	0	0	0.0	0.0	0	0	0	0	0	0	0	0
at Cle 9/22	W	1/0	0	0	0	0.0	0.0	0	0	0	0	0	0	0	0
TB 9/29	L	1/0	0	0	0	0.0	0.0	0	0	0	0	0	0	0	0
at Sea 10/3	L	1/0	0	0	0	0.0	0.0	0	0	0	0	0	0	0	0
SF 10/13	L	1/0	1	1	0	0.0	0.0	0	0	0	0	0	0	0	0
at Atl 10/20	W	1/0	1	0	1	0.0	0.0	0	0	0	0	0	0	0	0
Cin 10/27	W	1/0	0	0	0	0.0	0.0	0	0	0	0	0	0	0	0
at Pit 11/10															
Chi 11/17															
Bal 11/25															
at Ari 12/1															
Sea 12/8															
at Dal 12/15															
at SF TBD															
Ari 12/29															
Totals	**5-3**	**8/0**	**2**	**1**	**1**	**0.0**	**0.0**	**0**	**0**	**0**	**0**	**0**	**0**	**0**	**0**

20 JALEN RAMSEY

Cornerback // Florida State // Smyrna, Tenn.

Ht./Wt.: 6-1/208
NFL Exp.: 4th (1st Rams)
GP/GS, (Playoffs): 53/52, (3/3)
Birth Date: 10/24/1994
Acquired: T(JAX)-2019

TRANSACTIONS: Traded to the Rams (10/15/19)...selected by Jacksonville in the first round (No. 5 overall) of the 2016 NFL draft.

PRO: Started all 53 games played...recorded 220 tackles (192 solo)...two-time Pro Bowl selection (2017, 2018)...first-team All-Pro in 2017...tallied 11 games with multiple passes defensed while in Jacksonville, the most through three seasons of any player in franchise history.

2019 SEASON: Traded to the Rams in Week 7...**vs. Cincinnati (10/27):** Started at cornerback...recorded six solo tackles...**at Atlanta (10/20):** Made his Rams debut...played 36 snaps (65 percent) off the bench...recorded four solo tackles...forced one fumble...helped limit Falcons QB Matt Ryan to a season-low 159 yards passing...**vs. New Orleans (10/13):** Declared inactive...**at Carolina (10/6):** Declared inactive...**at Denver (9/29):** Declared inactive...**vs. Tennessee (9/19):** Started at cornerback...tied a career-high with eight tackles (five solo)...forced one fumble...**at Houston (9/15):** Started at cornerback...totaled four solo tackles and one pass defensed...**vs. Kansas City (9/8):** Started at cornerback...registered five solo tackles.

2018 SEASON: Started all 16 games for third-consecutive season...earned second-consecutive Pro Bowl nod after recording 65 tackles (62 solo), three interceptions and 13 passes defensed... **at New York Giants (9/9):** Started at cornerback...recorded five tackles (four solo)...**vs. New England (9/16):** Started at cornerback...registered three solo tackles...**vs. Tennessee (9/23):** Started at cornerback...tallied four solo tackles...**vs. New York Jets (9/30):** Started at cornerback...recorded one solo tackle and one pass defensed...**at Kansas City (10/7):** Started at cornerback... registered four solo tackles...**at Dallas (10/14):** Started at cornerback...tallied four tackles (three solo)...added one pass defensed...**vs. Houston (10/21):** Started at cornerback...recorded one solo tackle and one pass defensed...**vs. Philadelphia (10/28):** Started at cornerback...registered three solo tackles... tallied one pass defensed and recorded first interception of the season...**at Indianapolis (11/11):** Started at cornerback... finished with five solo tackles...**vs. Pittsburgh (11/18):** Started at cornerback...recorded a season-high eight solo tackles... tallied three passes defensed and added two interceptions... **at Buffalo (11/25):** Started at cornerback...tallied four tackles (three solo)...added one pass defensed...**vs. Indianapolis (12/2):** Started at cornerback...recorded six solo tackles...added two passes defensed...**at Tennessee (12/6):** Started at cornerback... registered five solo tackles...**vs. Washington (12/16):** Started at cornerback...tallied four solo tackles...had one pass defensed...**at Miami (12/23):** Started at cornerback...had three solo tackles... **at Houston (12/30):** Started at cornerback...recorded five solo tackles...added two passes defensed.

2017 SEASON: Part of a secondary that was ranked the top passing defense in the NFL...recorded 63 tackles (52 solo), 17 passes defensed and four interceptions en route to his first Pro Bowl appearance and an AFC Championship game appearance... started all 16 regular season games and three postseason contests...**at Houston (9/10):** Started at cornerback...recorded three tackles (two solo)...added three passes defensed... **vs. Tennessee (9/17):** Started at cornerback...had two solo tackles... **vs. Baltimore (9/24):** Started at cornerback...tallied two solo tackles...added one pass defensed and his first interception of the season...**at New York Jets (10/1):** Started at cornerback...tallied four solo tackles...picked up one pass defensed...**at Pittsburgh (10/8):** Started at cornerback...registered seven solo tackles... recorded a season-best four passes defensed and his second interception of the season...**vs. LA Rams (10/15):** Started at cornerback...recorded three tackles (one solo)...**at Indianapolis (10/22):** Started at cornerback...registered four solo tackles... added two passes defensed...**vs. Cincinnati (11/5):** Started at cornerback...tallied four solo tackles...had two passes defensed... **vs. LA Chargers (11/12):** Started at cornerback...registered four tackles (three solo)...tallied two passes defensed...**at Cleveland (11/19):** Started at cornerback...tallied six tackles (four solo) and one pass defensed...**at Arizona (11/26):** Started at cornerback... recorded six solo tackles...**vs. Indianapolis (12/3):** Started at cornerback...registered five tackles (four solo)...added two passes defensed and second interception of the season...**vs. Seattle (12/10):** Started at cornerback...registered two solo tackles...added one pass defensed and an interception in second consecutive game...**vs. Houston (12/17):** Started at cornerback... finished with four solo tackles...**at San Francisco (12/24):** Started at cornerback...tied a season high with seven tackles (four solo)...**at Tennessee (12/31):** Started at cornerback... registered three tackles (two solo)...**Wild Card vs. Buffalo (1/7):** Started at cornerback...recorded two solo tackles...added one passe defensed and tallied the first interception of his postseason career... **Divisional Round at Pittsburgh (1/14):** Started at cornerback...tallied four tackles (three solo)...**AFC Championship at New England (1/21):** Started at cornerback... tallied two solo tackles.

2016 SEASON: Led all NFL rookies with 14 passes defensed... one-of-four rookies to return an interception for a touchdown... named AFC Defensive Player of the Week for Week 16 after registering four solo tackles, four passes defensed and an interception returned for a touchdown...became the second rookie in the previous eight seasons to tally 50-plus tackles, at least one pick-six and one forced fumble in their rookie season... **vs. Green Bay (9/11):** Started at cornerback...registered three tackles (two solo) in NFL debut...**at San Diego (9/18):** Started at cornerback...tallied six solo tackles...**vs. Baltimore (9/25):** Started at cornerback...recorded five tackles (four solo)...**vs. Indianapolis (10/2):** Started at cornerback...tallied four solo tackles...**at Chicago (10/16):** Started at cornerback...recorded two solo tackles and added the first pass defensed of his professional career...**vs. Oakland (10/23):** Started at cornerback...registered two solo tackles...**at Tennessee (10/27):** Started at cornerback... registered a career-high eight tackles (four solo)...**at Kansas City (11/6):** Started at cornerback...tallied two tackles (one solo)... **vs. Houston (11/13):** Started at cornerback...recorded six solo tackles...**at Detroit (11/20):** Started at cornerback...tallied six tackles (five solo)...**at Buffalo (11/27):** Started at cornerback... recorded three solo tackles...**vs. Denver (12/4):** Started at cornerback...had four tackles (three solo)...added two passes defensed...**vs. Minnesota (12/11):** Started at cornerback...tallied two tackles (one solo)...had one pass defensed...**at Houston (12/18):** Started at cornerback...registered four solo tackles... recorded first forced fumble of his career...had a career-high five passes defensed...tallied first interception of his professional

career...**vs. Tennessee (12/24):** Started at cornerback...had four solo tackles...added four passes defensed and an interception in his second-consecutive game... **at Indianapolis (1/1):** Started at cornerback...tallied four solo tackles...added one pass defensed.

COLLEGE: Started all 41 games during three years at Florida State...finished career with 180 tackles (119 solo), 23 passes defensed, 15.5 tackles for loss, 5.0 sacks, three forced fumbles, three interceptions and two fumble recoveries...became Florida State's 36th consensus All-American...All-ACC First-Team, AFCA First-Team All-America, Walter Camp First-Team All-America, ESPN.com First-Team All-America in final collegiate season.

PERSONAL: Attended Brentwood (Tenn.) Academy, where he was rated a five-star prospect by both Rivals.com and Scout.com... was a four-star recruit according to ESPN and 247Sports...U.S. Army All-America selection.

JALEN RAMSEY NFL STATISTICS

REGULAR SEASON

		Tackles				Interceptions							Fumbles		
Year	Team	G/S	Total	Solo	Asst.	Sacks	Yards	Int.	Yards	Long	TD	PD	FF	FR	Yards
2016	Jacksonville Jaguars	16/16	65	55	10	0.0	0.0	2	65	35	1	14	1	0	0
2017	Jacksonville Jaguars	16/16	63	52	11	0.0	0.0	4	34	18	0	17	0	0	0
2018	Jacksonville Jaguars	16/16	65	62	3	0.0	0.0	3	0	0	0	13	0	0	0
2019	Jaguars/Rams	5/4	27	23	4	0.0	0.0	0	0	0	0	1	2	0	0
Totals		53/52	220	192	28	0.0	0.0	9	99	35	1	45	3	0	0

POSTSEASON

		Tackles				Interceptions							Fumbles		
Year	Team	G/S	Total	Solo	Asst.	Sacks	Yards	Int.	Yards	Long	TD	PD	FF	FR	Yards
2017	Jacksonville Jaguars	3/3	8	7	1	0.0	0.0	1	2	2	0	1	0	0	0
Totals		3/3	8	7	1	0.0	0.0	1	2	2	0	0	0	0	0

JALEN RAMSEY GAME-BY-GAME

2019 Jacksonville Jaguars/Los Angeles Rams

Game	W/L	P/S	T	S	A	Sk	Yds	Int	Yds	Lg	TD	PD	FF	FR	Yds
KC 9/8	L	1/1	5	5	0	0.0	0.0	0	0	0	0	0	0	0	0
at Hou 9/15	L	1/1	4	4	0	0.0	0.0	0	0	0	0	1	0	0	0
Ten 9/19	W	1/1	8	4	4	0.0	0.0	0	0	0	0	0	1	0	0
at Den 9/29								Inactive							
at Car 10/6								Inactive							
NO 10/13								Inactive							
at Atl 10/20	W	1/0	4	4	0	0.0	0.0	0	0	0	0	0	1	0	0
Cin 10/27	W	1/1	6	6	0	0.0	0.0	0	0	0	0	0	0	0	0
at Pit 11/10															
Chi 11/17															
Bal 11/25															
at Ari 12/1															
Sea 12/8															
at Dal 12/15															
at SF TBD															
Ari 12/29															
Totals	**3-2**	**5/4**	**27**	**23**	**4**	**0.0**	**0.0**	**0**	**0**	**0**	**0**	**1**	**3**	**0**	**0**

2017 Jacksonville Jaguars

Game	W/L	P/S	T	S	A	Sk	Yds	Int	Yds	Lg	TD	PD	FF	FR	Yds
at Hou 9/10	W	1/1	3	2	1	0.0	0	0	0	0	0	3	0	0	0
Ten 9/17	L	1/1	2	2	0	0.0	0	0	0	0	0	0	0	0	0
Bal 9/24	W	1/1	2	2	0	0.0	0	1	1	1	0	1	0	0	0
at NYJ 10/1	L	1/1	4	4	0	0.0	0	0	0	0	0	1	0	0	0
at Pit 10/8	W	1/1	7	7	0	0.0	0	1	15	15	0	4	0	0	0
LA 10/15	L	1/1	3	1	2	0.0	0	0	0	0	0	0	0	0	0
at Ind 10/22	W	1/1	4	4	0	0.0	0	0	0	0	0	2	0	0	0
Cin 11/5	W	1/1	1	1	0	0.0	0	0	0	0	0	0	0	0	0
LAC 11/12	W	1/1	4	3	1	0.0	0	0	0	0	0	2	0	0	0
at Cle 11/19	W	1/1	6	4	2	0.0	0	0	0	0	0	1	0	0	0
at Ari 11/26	L	1/1	6	6	0	0.0	0	0	0	0	0	0	0	0	0
Ind 12/3	W	1/1	5	4	1	0.0	0	1	18	18	0	2	0	0	0
Sea 12/10	W	1/1	2	2	0	0.0	0	1	0	0	0	1	0	0	0
Hou 12/17	W	1/1	4	4	0	0.0	0	0	0	0	0	0	0	0	0
at SF 12/24	L	1/1	3	4	3	0.0	0	0	0	0	0	0	0	0	0
at Ten 12/31	L	1/1	7	2	1	0.0	0	0	0	0	0	0	0	0	0
Totals	**10/6**	**16/16**	**63**	**52**	**11**	**0.0**	**0**	**4**	**34**	**18**	**0**	**17**	**0**	**0**	**0**

2017 Postseason

Game	W/L	P/S	T	S	A	Sk	Yds	Int	Yds	Lg	TD	PD	FF	FR	Yds
Buf 1/7*	W	1/1	2	2	0	0.0	0	1	2	2	0	1	0	0	0
at Pit 1/14^	W	1/1	4	3	1	0.0	0	0	0	0	0	0	0	0	0
at NE 1/21!	L	1/1	2	2	0	0.0	0	0	0	0	0	0	0	0	0
Totals	**2-1**	**3/3**	**8**	**7**	**1**	**0.0**	**0**	**1**	**2**	**2**	**0**	**1**	**0**	**0**	**0**

* Denotes AFC Wild Card Game, ^ Denotes AFC Divisional Round Game, ! Denotes AFC Championship Game

2018 Jacksonville Jaguars

Game	W/L	P/S	T	S	A	Sk	Yds	Int	Yds	Lg	TD	PD	FF	FR	Yds
at NYG 9/9	W	1/1	5	4	1	0.0	0	0	0	0	0	0	0	0	0
NE 9/16	W	1/1	3	3	0	0.0	0	0	0	0	0	0	0	0	0
Ten 9/23	L	1/1	4	4	0	0.0	0	0	0	0	0	0	0	0	0
NYJ 9/30	W	1/1	1	1	0	0.0	0	0	0	0	0	1	0	0	0
at KC 10/7	L	1/1	4	4	0	0.0	0	0	0	0	0	0	0	0	0
at Dal 10/14	L	1/1	4	3	1	0.0	0	0	0	0	0	1	0	0	0
Hou 10/21	L	1/1	1	1	0	0.0	0	0	0	0	0	1	0	0	0
Phi 10/28	L	1/1	3	3	0	0.0	0	1	0	0	0	1	0	0	0
at Ind 11/11	L	1/1	5	5	0	0.0	0	0	0	0	0	0	0	0	0
Pit 11/18	L	1/1	8	8	0	0.0	0	2	0	0	0	3	0	0	0
at Buf 11/25	L	1/1	4	3	1	0.0	0	0	0	0	0	1	0	0	0
Ind 12/2	W	1/1	6	6	0	0.0	0	0	0	0	0	2	0	0	0
at Ten 12/6	L	1/1	5	5	0	0.0	0	0	0	0	0	0	0	0	0
Was 12/16	L	1/1	4	4	0	0.0	0	0	0	0	0	1	0	0	0
at Mia 12/23	W	1/1	3	3	0	0.0	0	0	0	0	0	0	0	0	0
at Hou 12/30	L	1/1	5	5	0	0.0	0	0	0	0	0	2	0	0	0
Totals	**5-11**	**16/16**	**65**	**62**	**3**	**0.0**	**0**	**3**	**0**	**0**	**0**	**13**	**0**	**0**	**0**

2016 Jacksonville Jaguars

Game	W/L	P/S	T	S	A	Sk	Yds	Int	Yds	Lg	TD	PD	FF	FR	Yds
GB 9/11	L	1/1	3	2	1	0.0	0	0	0	0	0	0	0	0	0
at SD 9/18	L	1/1	6	6	0	0.0	0	0	0	0	0	0	0	0	0
Bal 9/25	L	1/1	5	4	1	0.0	0	0	0	0	0	0	0	0	0
Ind 10/2	W	1/1	4	4	0	0.0	0	0	0	0	0	0	0	0	0
at Chi 10/16	W	1/1	2	2	0	0.0	0	0	0	0	0	1	0	0	0
Oak 10/23	L	1/1	2	2	0	0.0	0	0	0	0	0	0	0	0	0
at Ten 10/27	L	1/1	8	4	4	0.0	0	0	0	0	0	0	0	0	0
at KC 11/6	L	1/1	2	1	1	0.0	0	0	0	0	0	0	0	0	0
Hou 11/13	L	1/1	6	6	0	0.0	0	0	0	0	0	0	0	0	0
at Det 11/20	L	1/1	6	5	1	0.0	0	0	0	0	0	0	0	0	0
at Buf 11/27	L	1/1	3	3	0	0.0	0	0	0	0	0	0	0	0	0
Den 12/4	L	1/1	4	3	1	0.0	0	0	0	0	0	2	0	0	0
Min 12/11	L	1/1	2	1	1	0.0	0	0	0	0	0	1	0	0	0
at Hou 12/18	L	1/1	4	4	0	0.0	0	1	35	35	0	5	1	0	0
Ten 12/24	W	1/1	4	4	0	0.0	0	1	30	30	1	4	0	0	0
at Ind 1/1	L	1/1	4	4	0	0.0	0	0	0	0	0	1	0	0	0
Totals	**3-13**	**16/16**	**65**	**55**	**10**	**0.0**	**0**	**2**	**65**	**35**	**1**	**14**	**1**	**0**	**0**



24 TAYLOR RAPP

Safety // Washington // Bellingham, Wash.

Ht./Wt.: 6-0/208
NFL Exp.: Rookie
GP/GS, (Playoffs): 7/2, (0/0)
Birth Date: 12/22/1997
Acquired: D2A-2019 (No. 61)

TRANSACTIONS: Selected by the Rams in the second round (No. 61 overall) of the 2019 NFL Draft (4/26/19).

2019 SEASON: Made his NFL debut in a Week 1 win at Carolina...currently ranks fourth on the team with 43 tackles...**vs. Cincinnati (10/27):** Started at saftey...lead the defense with 12 tackles (nine solo)...added one pass defensed...**at Atlanta (10/20):** Earned his first career start at safety...recorded six tackles (five solo)...**vs. San Francisco (10/13):** Totaled six tackles (four solo)...**at Seattle (10/3):** Declared inactive...**vs. Tampa Bay (9/29):** Appeared in 30 snaps on defense (41 percent) and 12 special teams snaps (32 percent)...tailled three tackles (one solo)...**at Cleveland (9/22):** Appeared in 55 snaps on defense (76 percent) and nine on special teams (38 percent)...recorded three tackles (one solo) and one pass defensed...**vs. New Orleans (9/15):** Tallied six tackles (two solo) and one pass defensed on defense...played 40 defensive snaps (62 percent)...recorded his first-career pass defensed...**at Carolina (9/8):** Finished third on the team with seven tackles (three solo)...played 32 snaps (48 percent) on defense and 16 (46 percent) on special teams...added a special teams tackle.

COLLEGE: Played in and started the first 13 games of the 2018 season, before missing the Rose Bowl due to injury...named a 2018 first-team All-American by various media outlets, received 2018 All-Pac-12 First-Team honors...finished fourth on the Husky defense with 59 tackles (33 solo)...led the team with 5.0 sacks in his final season at Washington...made three tackles, including 2.0 sacks and recovered a fumble in the Husky win over North Dakota...posted a career-high nine tackles, including one for a loss at Oregon...in 2017, as a sophomore, played in all 13 games, started 12...named to the Academic All-Pac-12 First-Team...also earned first-team All-Pac-12 accolades...finished third on the team with 59 tackles (38 solo)...added 2.0 sacks and one interception on the season...named the UW coaches' special teams player of the game after the victory over Montana, when he finished with three solo tackles...posted six tackles and notched his fifth career interception in win over Utah...tallied four tackles against Penn State in the Fiesta Bowl...played in all 14 games, starting 10 as a freshman in 2014...finished fifth on the team with 53 tackles (29 solo)...one-of-four freshmen to play in the season opener against Rutgers...snared two interceptions and added five tackles against USC...made seven tackles against Alabama in the Chick-fil-A Peach Bowl...earned the Travis Spring Most Outstanding Freshman at the team's postseason awards banquet.

PERSONAL: Attended Sehome High School where as a senior, earned *USA Today* All-State First-Team, *Associated Press* 2A All-State First-Team, All-Whatcom County First-Team, and All-NWC First-Team honors...earned a spot on the All-USA Western Washington First Team as a defensive back...played on the USA National Teams at the youth level...credited with 117 tackles, seven tackles for loss, four forced fumbles and three interceptions as a senior in 2015...played for Coach Bob Norvell at Sehome.

TAYLOR RAPP NFL STATISTICS

REGULAR SEASON

			Tackles					Interceptions					Fumbles		
Year	Team	G/S	Total	Solo	Asst.	Sacks	Yards	Int.	Yards	Long	TD	PD	FF	FR	Yards
2019	Los Angeles Rams	7/2	43	25	18	0.0	0.0	0	0	0	0	3	0	0	0
Totals		**7/2**	**43**	**25**	**18**	**0.0**	**0.0**	**0**	**0**	**0**	**0**	**3**	**0**	**0**	**0**

Additional Career Statistics: Special teams tackles: Rams: 2019 (1),

TAYLOR RAPP GAME-BY-GAME

2019 Los Angeles Rams

Game	W/L	P/S	T	S	A	Sk	Yds	Int	Yds	Lg	TD	PD	FF	FR	Yds
at Car 9/8	W	1/0	7	3	4	0.0	0.0	0	0	0	0	0	0	0	0
NO 9/15	W	1/0	6	2	4	0.0	0.0	0	0	0	0	1	0	0	0
at Cle 9/22	W	1/0	3	1	2	0.0	0.0	0	0	0	0	1	0	0	0
TB 9/29	L	1/0	3	1	2	0.0	0.0	0	0	0	0	0	0	0	0
at Sea 10/3	L	0/0					Inactive								
SF 10/13	L	1/0	6	4	2	0.0	0.0	0	0	0	0	0	0	0	0
at Atl 10/20	W	1/1	6	5	1	0.0	0.0	0	0	0	0	0	0	0	0
Cin 10/27	W	1/1	12	9	3	0.0	0.0	0	0	0	0	1	0	0	0
at Pit 11/10															
Chi 11/17															
Bal 11/25															
at Ari 12/1															
Sea 12/8															
at Dal 12/15															
at SF TBD															
Ari 12/29															
Totals	**5-3**	**7/2**	**43**	**25**	**18**	**0.0**	**0.0**	**0**	**0**	**0**	**0**	**3**	**0**	**0**	**0**

51 TROY REEDER

Linebacker // Delaware // Hockessin, Del.

Ht./Wt.: 6-3/245
NFL Exp.: Rookie
GP/GS, (Playoffs): 8/3, (0/0)
Birth Date: 9/13/1994
Acquired: UDFA-2019

TRANSACTIONS: Signed by the Rams as an undrafted rookie free agent (5/14/19).

2019 SEASON: Made his NFL debut on special teams in a Week 1 win at Carolina...one-of-three Rams defenders to make the roster in 2019 after joining the team as an undrafted free agent... **vs. Cincinnati (10/27):** Appeared in 15 special teams plays (62 percent)...played in 10 snaps on offense (12 percent)...**at Atlanta (10/20):** Started at linebacker...forced one fumble on special teams...recorded five tackles (one solo) on defense...**vs. San Francisco (10/13):** Started at linebacker...tailled 10 tackles (seven solo)...**at Seattle (10/3):** Made his first career start at linebacker... totaled a team-high 13 tackles (eight solo)...**vs. Tampa Bay (9/29):** Played in 18 defensive snaps (24 percent) and 28 special teams snaps (74 percent)...recorded his first career tackle...finsished the game with three total tackles (two solo)...**at Cleveland (9/22):** Appeared in 12 snaps on special teams...did not record any stats...**vs. New Orleans (9/15):** Played 15 snaps on special teams...did not record any stats...**at Carolina (9/8):** Played 17 snaps (51 percent) on special teams.

COLLEGE: In his three seasons at Delaware, totaled 283 tackles... currently ranks 22nd all-time at Delaware in total tackles...earned First-Team All-CAA honors all three years as a Blue Hen...in 2018, earned All-American accolades after recording 131 tackles on the year, the fifth-most in a single-season ever by a Delaware player.... named a finalist for the Buck Buchanan Award, given to FCS' top defensive player...as a junior in 2017, started all 11 games at outside linebacker for the Blue Hens named First-Team All-CAA... finished the season ranked first on the team in tackles with 89 (34 solo)...added 1.5 sacks, seven tackles for loss, one forced fumble, one fumble recovery, one interception, three pass breakups... blocked one kick on special teams...fielded one punt return for 20 yards...in 2016, started all 11 games at outside linebacker after transferring from Penn State...earned honorable mention Hero Sports Sophomore All-American honors....named Second-Team All-CAA honors...finished second on the team with 63 tackles (36 solo)...added 1.0 sack, 4.5 tackles for loss, two interceptions, one pass breakup and two forced fumbles, one fumble recovery, and a blocked kick...in 2015, at Penn State, started at outside linebacker in 11 games as a redshirt freshman...earned First-Team Freshman All-Big 10 and Second-Team Freshman All-American honors... ranked fourth on the team with 67 tackles...added 5.5 tackles for loss and an interception...redshirted as a true freshman at Penn State in 2014.

PERSONAL: Reeder was an honor student as a finance major at Delaware...career objective is to work in real estate investment and development...his father, Dan, played fullback and linebacker at Delaware and played two seasons in the NFL with the Los Angeles Raiders (fifth-round draft pick) and Pittsburgh Steelers as a fullback.

TROY REEDER NFL STATISTICS

REGULAR SEASON

		Tackles						Interceptions					Fumbles		
Year	Team	G/S	Total	Solo	Asst.	Sacks	Yards	Int.	Yards	Long	TD	PD	FF	FR	Yards
2019	Los Angeles Rams	8/3	31	18	13	0.0	0.0	0	0	0	0	0	1	0	0
Totals		**8/3**	**31**	**18**	**13**	**0.0**	**0.0**	**0**	**0**	**0**	**0**	**0**	**1**	**0**	**0**

Additional Career Statistics: Special teams tackles: Rams: 2019 (3)

TROY REEDER GAME-BY-GAME

2019 Los Angeles Rams

Game	W/L	P/S	T	S	A	Sk	Yds	Int	Yds	Lg	TD	PD	FF	FR	Yds
at Car 9/8	W	1/0	0	0	0	0.0	0.0	0	0	0	0	0	0	0	0
NO 9/15	W	1/0	0	0	0	0.0	0.0	0	0	0	0	0	0	0	0
at Cle 9/22	W	1/0	0	0	0	0.0	0.0	0	0	0	0	0	0	0	0
TB 9/29	L	1/0	3	2	1	0.0	0.0	0	0	0	0	0	0	0	0
at Sea 10/3	L	1/1	13	8	5	0.0	0.0	0	0	0	0	0	0	0	0
SF 10/13	L	1/1	10	7	3	0.0	0.0	0	0	0	0	0	0	0	0
at Atl 10/20	W	1/1	5	1	4	0.0	0.0	0	0	0	0	0	1	0	0
Cin 10/27	W	1/0	0	0	0	0.0	0.0	0	0	0	0	0	0	0	0
at Pit 11/10															
Chi 11/17															
Bal 11/25															
at Ari 12/1															
Sea 12/8															
at Dal 12/15															
at SF TBD															
Ari 12/29															
Totals	**5-3**	**8/3**	**31**	**18**	**13**	**0.0**	**0.0**	**0**	**0**	**0**	**0**	**0**	**1**	**0**	**0**

83 JOSH REYNOLDS

Wide Receiver // Texas A&M // San Antonio, Texas

Ht./Wt.: 6-3/196
NFL Exp.: 3rd (3rd Rams)
GP/GS: 40/9, (Playoffs): (4/2)
Birth Date: 2/16/1995
Acquired: D4A-2017 (No. 117)

TRANSACTIONS: Selected by the Rams in the fourth round (117th overall) of the 2017 NFL Draft (4/30/17).

PRO: Third-year pro, has played in all 40 regular season games (nine starts) and four postseason contests (two starts) since being drafted by the Rams in 2017...tallied 45 career receptions for 613 yards and seven touchdowns.

2019 SEASON: Returns for his third season with the Rams... **vs. Cincinnati (10/27):** Caught a season-high three passes for 73 yards with a long of 31 yards...recorded his seventh career touchdown...**at Atlanta (10/20):** Targeted once...did not record any stats...**vs. San Francisco (10/13):** Targeted once... did not record any stats...**at Seattle (10/3):** Caught one pass for 12 yards...**vs. Tampa Bay (9/29):** Caught his first reception of the season for 22 yards...played 11 special teams snaps (29 percent)...**at Cleveland (9/22):** Targeted once in Week 3 win over Cleveland...**vs. New Orleans (9/15):** Saw action at wide receiver and on special teams...**at Carolina (9/8):** Targeted twice in week 1 over Carolina...did not record any stats.

2018 SEASON: Finished the regular season with a career-high in receptions (29), receiving yards (402) and touchdowns (five)... played in all 16 regular season games and three postseason contests...**at Seattle (10/7):** Caught two passes for 39 yards with a long of 22...recorded one rushing attempt for a 10-yard gain... added one special teams tackle...**at San Francisco (10/21):** Started at wide receiver...caught one pass for 19 yards...**vs. Green Bay (10/28):** Caught three passes for 42 yards and a career-high two touchdowns...**vs. Seattle (11/11):** Appeared in 10 offensive plays and seven special teams plays...recovered an onside kick... **vs. Kansas City (11/19):** Caught a career-high six passes for 80 yards and one touchdown...**at Detroit (12/2):** Caught two passes for 19 yards with a long of 14 yards...**at Chicago (12/9):** Caught three passes for 36 yards...**vs. Philadelphia (12/16):** Caught five passes for 70 yards...had a career-long 33-yard reception...**at Arizona (12/23):** Caught two passes for 44 yards with a long of 26 yards...**vs. San Francisco (12/30):** Caught four passes for 55 yards and two touchdowns...marked his second multi-touchdown game of the season...**Divisional Round vs. Dallas (1/12/19):** Made first-career playoff start...caught one pass for 19 yards... rushed the ball once for nine yards...**Championship Round at New Orleans (1/20/19):** Caught four passes for 74 yards...rushed the ball once for 16 yards...**Super Bowl LIII (2/3/19):** Caught three passes for 28 yards.

2017 SEASON: Finished the regular season with 11 receptions for 104 yards and one touchdown...**vs. Washington (9/17):** Recorded first-career reception for 28 yards on a fake punt from P Johnny Hekker...**vs. New Orleans (11/26):** Made his first career start at wide receiver...tallied four catches for 37 yards...scored his first-career touchdown on a seven-yard strike from QB Jared Goff...**Wild Card vs. Atlanta (1/6/18):** Saw action at wide receiver and on special teams...made one special teams tackle.

COLLEGE: Led the SEC with 30 career receiving touchdowns, which ranks second in school history...also led the SEC in receiving yards (2,788)...caught a touchdown in the final eight games of his career...is the only player in Texas A&M and SEC history with multiple 90-yard plus receptions in his career...made at least two catches in every game...finished 2016 season with 61 receptions for 885 yards and 12 touchdowns...as a junior in 2015, averaged a team-best 17.8 yards on 51 catches for 907 yards while seeing action in 12 of 13 games...reeled in five touchdowns...had three 100-yard games...posted a career high 11 receptions for 177 yards against Louisville in the bowl game... in 2014, had a spectacular first season at Texas A&M with a team-best 842 receiving yards and 13 receiving touchdowns on 52 catches...broke the school record for receiving touchdowns previously held by Jeff Fuller (2010) and Mike Evans (2013)... his 13 receiving scores ranked No. 2 in the SEC and tied for No. 5 nationally...was the only receiver to catch at least one pass in all 13 games...reeled in at least one touch catch in nine games... in 2013, attended Tyler Junior College in Tyler, Texas...earned second-team all-conference honors at TJC after making 44 catches for 782 yards and 12 touchdowns.

PERSONAL: Attended John Jay High School in San Antonio, Texas...named to the San Antonio Express-News' Class 5A "Super Team" as a senior... also earned all-District 27-5A honors after making 44 catches for 667 yards and eight touchdowns and 48 tackles and three pickoffs on defense...son of Michele Reynolds...recreation, park and tourism sciences major.

JOSH REYNOLDS NFL STATISTICS

REGULAR SEASON

			Receiving					Rushing			
Year	Team	G/S	No.	Yards	Avg.	Long	TD	Att.	Yards	Avg.	Long	TD
2017	Los Angeles Rams	16/1	11	104	9.5	28	1	0	0	0.0	0	0
2018	Los Angeles Rams	16/8	29	402	25.1	33	5	2	8	4.0	10	0
2019	Los Angeles Rams	8/0	5	107	13.4	31	1	1	-1	-1.0	0	0
Totals		**40/9**	**45**	**613**	**15.3**	**33**	**7**	**2**	**8**	**2.3**	**10**	**0**

POSTSEASON

			Receiving					Rushing			
Year	Team	G/S	No.	Yards	Avg.	Long	TD	Att.	Yards	Avg.	Long	TD
2017	Los Angeles Rams	1/0	0	0	0.0	0	0	0	0	0.0	0	0
2018	Los Angeles Rams	3/2	8	121	15.1	33	0	2	25	12.5	16	0
Totals		**4/2**	**8**	**121**	**15.1**	**33**	**0**	**2**	**25**	**12.5**	**16**	**0**

Additional Career Statistics: Special Teams Tackles: 2018: (1), 2017: (2), 2017 Postseason: (1).

JOSH REYNOLDS GAME-BY-GAME

2019 Los Angeles Rams

			Receiving					Rushing				
Game	W/L	P/S	No.	Yards	Avg.	Long	TD	Att.	Yards	Avg.	Long	TD
at Car 9/8	W	1/0	0	0	0.0	0	0	0	0	0	0	0
NO 9/15	W	1/0	0	0	0.0	0	0	0	0	0	0	0
at Cle 9/22	W	1/0	0	0	0.0	0	0	0	0	0	0	0
TB 9/29	L	1/0	1	22	22.0	22	0	0	0	0	0	0
at Sea 10/3	L	1/0	1	12	12.0	12	0	0	0	0	0	0
SF 10/13	L	1/0	0	0	0.0	0	0	0	0	0	0	0
at Atl 10/20	W	1/0	0	0	0.0	0	0	0	0	0	0	0
Cin 10/27	W	1/0	3	73	24.3	31	1	1	-1	-1	-1	0
at Pit 11/10												
Chi 11/17												
Bal 11/25												
at Ari 12/1												
Sea 12/8												
at Dal 12/15												
SF TBD												
Ari 12/29												
Totals	**5-3**	**8/0**	**5**	**107**	**13.4**	**31**	**1**	**1**	**-1**	**-1.0**	**-1**	**0**

2017 Los Angeles Rams

			Receiving					Rushing				
Game	W/L	P/S	No.	Yards	Avg.	Long	TD	Att.	Yards	Avg.	Long	TD
Ind 9/10	W	1/0	0	0	0.0	0	0	0	0	0.0	0	0
Was 9/17	L	1/0	1	28	28.0	28	0	0	0	0.0	0	0
at SF 9/21	W	1/0	0	0	0.0	0	0	0	0	0.0	0	0
at DAL 10/1	W	1/0	0	0	0.0	0	0	0	0	0.0	0	0
Sea 10/8	L	1/0	0	0	0.0	0	0	0	0	0.0	0	0
at Jax 10/15	W	1/0	0	0	0.0	0	0	0	0	0.0	0	0
Ari 10/22	W	1/0	0	0	0.0	0	0	0	0	0.0	0	0
at NYG 11/5	W	1/0	0	0	0.0	0	0	0	0	0.0	0	0
Hou 11/12	W	1/0	0	0	0.0	0	0	0	0	0.0	0	0
at Min 11/19	L	1/0	0	0	0.0	0	0	0	0	0.0	0	0
NO 11/26	W	1/1	4	37	9.3	14	1	0	0	0.0	0	0
at Ari 12/3	W	1/0	2	6	3.0	3	0	0	0	0.0	0	0
Phi 12/10	L	1/0	2	17	8.5	15	0	0	0	0.0	0	0
at Sea 12/17	W	1/0	0	0	0.0	0	0	0	0	0.0	0	0
at Ten 12/24	W	1/0	0	0	0.0	0	0	0	0	0.0	0	0
SF 12/31	L	1/0	2	16	8.0	11	0	0	0	0.0	0	0
Totals	**11-5**	**16/1**	**11**	**104**	**9.5**	**28**	**1**	**0**	**0**	**0.0**	**0**	**0**

2017 Postseason

			Receiving					Rushing				
Game	W/L	P/S	No.	Yards	Avg.	Long	TD	Att.	Yards	Avg.	Long	TD
Atl 1/6/18 *	L	1/0	0	0	0.0	0	0	0	0	0.0	0	0
Totals	**0-1**	**1/0**	**0**	**0**	**0.0**	**0**	**0**	**0**	**0**	**0.0**	**0**	**0**

* Denotes NFC Wild Card Playoff Game

2018 Los Angeles Rams

			Receiving					Rushing				
Game	W/L	P/S	No.	Yards	Avg.	Long	TD	Att.	Yards	Avg.	Long	TD
at Oak 9/10	W	1/0	0	0	0.0	0	0	0	0	0.0	0	0
Ari 9/16	W	1/0	0	0	0.0	0	0	0	0	0.0	0	0
LAC 9/23	W	1/0	0	0	0.0	0	0	0	0	0.0	0	0
Min 9/27	W	1/0	0	0	0.0	0	0	0	0	0.0	0	0
at Sea 10/7	W	1/0	2	39	19.5	22	0	1	10	10.0	10	0
at Den 10/14	W	1/0	1	-2	-2.0	-2	0	0	0	0.0	0	0
at SF 10/21	W	1/1	1	19	19.0	19	0	0	0	0.0	0	0
GB 10/28	W	1/1	3	42	14.0	22	2	1	-2	-2.0	-2	0
at NO 11/4	L	1/0	0	0	0.0	0	0	0	0	0.0	0	0
Sea 11/11	W	1/0	0	0	0.0	0	0	0	0	0.0	0	0
KC 11/19	W	1/1	6	80	13.3	27	1	0	0	0.0	0	0
at Det 12/2	W	1/1	2	19	9.5	14	0	0	0	0.0	0	0
at Chi 12/9	L	1/1	3	36	12.0	16	0	0	0	0.0	0	0
Phi 12/16	L	1/1	5	70	12.0	33	0	0	0	0.0	0	0
at Ari 12/23	W	1/1	2	44	22.0	26	0	0	0	0.0	0	0
SF 12/30	W	1/1	4	55	13.8	29t	2	0	0	0.0	0	0
Totals	**13-3**	**16/8**	**29**	**402**	**13.9**	**33**	**552**	**8**	**4.0**	**10**	**0**	**0**

2018 Postseason

			Receiving					Rushing				
Game	W/L	P/S	No.	Yards	Avg.	Long	TD	Att.	Yards	Avg.	Long	TD
Dal 1/12/19 *	W	1/1	1	19	19.0	19	0	1	9	9.0	9	0
at NO 1/20/19 ^	W	1/0	4	74	18.5	33	0	1	16	16.0	16	0
NE 2/3/2019 !	L	1/1	3	28	9.3	11	0	0	0	0.0	0	0
Totals	**2-1**	**3/2**	**8**	**121**	**15.1**	**33**	**0**	**2**	**25**	**12.5**	**16**	**0**

* Denotes NFC Divisional Playoff Game, ^ Denotes NFC Championship Playoff Game,
! Denotes Super Bowl LIII

23 NICKELL ROBEY-COLEMAN

Cornerback // USC // Frostproof, Fla.

Ht./Wt.: 5-8/180
NFL Exp.: 7th (3rd Rams)
GP/GS: 103/21, (Playoffs): (4/1)
Birth Date: 1/17/1992
Acquired: FA-2017

TRANSACTIONS: Signed by the Rams as a free agent (4/7/17)... released by the Bills...signed by Buffalo (8/9/15)...originally entered the NFL as an undrafted free agent signed by the Buffalo Bills (4/29/13).

PRO: Seventh-year cornerback enters his third season with the Rams after originally joining the team as a free agent prior to the 2017 season...played in 103 career regular season games with 21 starts...tallied six career interceptions and returned two for touchdowns.

2019 SEASON: Entering his third year with the Ram...**vs. Cincinnati (10/27):** Started at cornerback...tallied on solo tackle... added one pass defensed...**at Atlanta (10/20):** Tallied one solo tackle...**vs. San Francisco (10/13):** Started at linebacker...t**vs. San Francisco (10/13):** Totaled four solo tackles...included two TFL...**at Seattle (10/3):** Forced one fumble...recorded two solo tackles...**vs. Tampa Bay (9/29):** Tallied three solo tackles... **at Cleveland (9/22):** Recorded one solo tackle and one pass defensed...**vs. New Orleans (9/15):** Totaled six tackles (four solo) and one pass defensed...**at Carolina (9/8):** Played 42 snaps (63 percent) on defense and 7 snaps on special teams in the season opening win against Panthers...recorded two solo tackles on defense.

2018 SEASON: Played in all 16 games for the fifth time in his career...finished with 35 tackles (24 solo), one interception and four passes defensed...**vs. Arizona (9/16):** Recorded four total tackles (three solo)...**vs. Chargers (9/23):** Totaled three tackles (two solo)...**vs. Minnesota (9/27):** Totaled three solo tackles...had one tackle for loss...**at Seattle (10/7):** Had four total tackles (one solo), including one tackle for loss...**at Denver (10/14):** Posted one pass defensed...**at San Francisco (10/21):** Recorded two tackles (one solo)...added one pass defensed...**vs. Green Bay (10/28):** Recorded three solo tackles, including one tackle for loss... **at New Orleans (11/4):** Recorded one solo tackle...**vs. Seattle (11/11):** Recorded one solo tackle...**vs. Kansas City (11/19):** Had one solo tackle on defense and one special teams tackle... **at Detroit (12/2):** Totaled three tackles (two solo)...**at Chicago (12/9):** Recorded one interception...had three tackles (two solo)... tallied two passes defensed...**vs. Philadelphia (12/16):** Earned first start of 2018...tallied three tackles (two solo)...**at Arizona (12/23):** Recorded one solo tackle...**vs. San Francisco (12/30):** Recorded one defensive tackle and one special teams tackle... **Divisional Round vs. Dallas (1/12/19):** Recorded two solo tackles...**Championship Round at New Orleans (1/20/19):** Earned first career playoff start...had one solo tackle...tallied two passes defensed...**Super Bowl LIII (2/3/19):** Tallied two tackles (one solo)...added one pass defensed.

2017 SEASON: Finished the regular season with 50 total tackles (36 solo), including two for loss...recorded nine passes defensed, two interceptions, one forced fumble and one fumble recovery... **vs. Washington (9/17):** Tallied five tackles (three solo) and one forced fumble...**at San Francisco (9/21):** Intercepted one pass with a return of 25 yards...also collected four tackles (three solo), one fumble recovery and recorded two passes defensed... **at Jacksonville (10/15):** Finished with two tackles (one solo)... intercepted one pass for a 31-yard return...recorded one pass defensed...**vs. Philadelphia (12/10):** Tied a career-high with seven solo tackles and three passes defensed...**Wild Card vs. Atlanta (1/6/18):** Saw action at cornerback...registered three tackles and one pass defensed.

2016 SEASON: Played in 16 games for the fourth-straight season...finished the season with 35 tackles (32 solo), one forced fumble and one fumble recovery as well as two interceptions with one returned for a touchdown...**at Los Angeles (10/9):** Recorded two interceptions, returning one for a 41-yard touchdown.

2015 SEASON: Played in all 16 games...recorded 44 tackles (38 solo)...**vs. New England (9/20):** Notched six tackles (six solo)... **vs. Houston (12/6):** Tallied five tackles (five solo) and three passes defensed. **vs. Indianapolis (1/3/16):** Recorded six tackles (four solo)...added one sack and one pass defensed.

2014 SEASON: Started 6-of-16 games played...recorded a career-high 45 total tackles...**at New York Jets (10/26):** Led the Bills defense with a career-high seven tackles (five solo)...**vs. New York Jets (11/23):** Tallied three tackles (three solo), one sack and one pass defensed.

2013 SEASON: Played in all 16 games as a rookie, started two...made 39 tackles (30 solo) and three sacks...**at Miami (10/20):** Picked off Dolphins QB Ryan Tannehill, for his first career interception, returning it 19 yards for a touchdown...**at Jacksonville (12/15):** Made his first career start at cornerback... notched a career-high six tackles...took down Jaguars QB Chad Henne for his first career sack...added a forced fumble and fumble recovery.

COLLEGE: A three-year starter for the Trojans at USC... finished his career with 163 tackles, seven interceptions and two touchdowns...as a junior, started all 13 games, tallied 52 tackles (36 solo) and one interception in addition to blocking a kick...started 12 games for the 10-win Trojans as a sophomore... recorded 5.5 tackles for loss, 2.0 sacks and two interceptions, including one returned for a touchdown...also returned 12 punts for 132 yards...named to the All-Pac 12 first team...recipient of USC's 2011 John McKay Award, given to the underclassman with the most competitive spirit...started all 13 games at cornerback as a freshman, notching 48 tackles, a team-high four interceptions and one returned for a touchdown as well as a forced fumble... an All-Pac 12 honorable mention selection as a freshman... also participated in track at USC...received his degree in policy, planning and development, with an emphasis in real estate development in the spring of 2019.

PERSONAL: Played defensive back and running back at Frostproof (Fla.) High School...scored 15 touchdowns on offense and defense as a senior...rushed for 1,600 yards as a junior... as a sophomore, rushed for 1,500 yards and tallied seven interceptions...also lettered in baseball and track.

NICKELL ROBEY-COLEMAN NFL STATISTICS

REGULAR SEASON

		Tackles					Interceptions					Fumbles		
Year	Team	G/S	Total	Solo	Asst.	Sacks	Yards	Int.	Yards	Long	TD	PD	FF	FR	Yards
2013	Buffalo Bills	16/2	39	30	9	3.0	23.0	1	19t	19t	1	10	1	1	0
2014	Buffalo Bills	16/7	45	36	9	1.0	2.0	0	0	0	0	7	0	2	2
2015	Buffalo Bills	16/3	44	38	6	1.0	0.0	0	0	0	0	4	0	0	0
2016	Buffalo Bills	16/3	29	26	3	0.0	0.0	2	44	41t	1	7	0	1	36t
2017	Los Angeles Rams	15/4	50	36	14	0.0	0.0	2	56	31	0	9	1	1	0
2018	Los Angeles Rams	16/1	35	24	11	0.0	0.0	1	0	0	0	4	0	0	0
2019	Los Angeles Rams	8/1	20	18	2	0.0	0.0	0	0	0	0	3	1	0	0
Totals		**103/21**	**262**	**208**	**54**	**5.0**	**25.0**	**6**	**119**	**41t**	**2**	**45**	**3**	**5**	**38**

POSTSEASON

		Tackles					Interceptions					Fumbles		
Year	Team	G/S	Total	Solo	Asst.	Sacks	Yards	Int.	Yards	Long	TD	PD	FF	FR	Yards
2017	Los Angeles Rams	1/0	3	0	3	0.0	0.0	0	0	0	0	0	0	0	0
2018	Los Angeles Rams	3/1	5	2	3	0.0	0.0	0	0	0	0	3	0	0	0
Totals		**4/1**	**8**	**2**	**6**	**0.0**	**0.0**	**0**	**0**	**0**	**0**	**3**	**0**	**0**	**0**

Additional Career Statistics: Special teams tackles: Rams: 2018 (2), 2017 (4), Bills: 2016 (4), 2015 (2), 2014 (3), TOTAL: (10)... Scored a touchdown on a 36-yard fumble recovery against the New York Jets in Week Two of the 2016 season...Also forced a fumble on special teams.

Regular Season Single Game Highs:
Total Tackles – 7, two times, last vs. Philadelphia (12/10/17)
Interceptions – 2, at Los Angeles (10/9/16)
Pass Defensed – 3, three times, last vs. Philadelphia (12/10/17)

Postseason Single Game Highs:
Total Tackles – 3, vs. Atlanta (1/6/18, NFC Wild Card)
Pass Defensed - 2, at New Orleans (1/20/19, NFC Championship)

NICKELL ROBEY-COLEMAN GAME-BY-GAME

2019 Los Angeles Rams

Game	W/L	P/S	T	S	A	Sk	Yds	Int	Yds	Lg	TD	PD	FF	FR	Yds
at Car 9/8	W	1/0	2	2	0	0.0	0.0	0	0	0	0	0	0	0	0
NO 9/15	W	1/0	6	4	2	0.0	0.0	0	0	0	0	1	0	0	0
at Cle 9/22	W	1/0	1	1	0	0.0	0.0	0	0	0	0	1	0	0	0
TB 9/29	L	1/0	3	3	0	0.0	0.0	0	0	0	0	0	0	0	0
at Sea 10/3	L	1/0	2	2	0	0.0	0.0	0	0	0	0	0	1	0	0
SF 10/13	L	1/0	4	4	0	0.0	0.0	0	0	0	0	0	0	0	0
at Atl 10/20	W	1/0	1	1	0	0.0	0.0	0	0	0	0	0	0	0	0
Cin 10/27	W	1/1	1	1	0	0.0	0.0	0	0	0	0	1	0	0	0
at Pit 11/10															
Chi 11/17															
Bal 11/25															
at Ari 12/1															
Sea 12/8															
at Dal 12/15															
at SF TBD															
Ari 12/29															
Totals	**5-3**	**8/1**	**20**	**18**	**2**	**0.0**	**0.0**	**0**	**0**	**0**	**0**	**3**	**1**	**0**	**0**

2017 Los Angles Rams

Game	W/L	P/S	T	S	A	Sk	Yds	Int	Yds	Lg	TD	PD	FF	FR	Yds
Ind 9/10	W	1/0	2	2	0	0.0	0.0	0	0	0	0	1	0	0	0
Was 9/17	L	1/1	5	3	2	0.0	0.0	0	0	0	0	0	1	0	0
at SF 9/21	W	1/1	4	3	1	0.0	0.0	1	25	25	0	2	0	1	0
at DAL 10/1	W	1/0	5	3	2	0.0	0.0	0	0	0	0	0	0	0	0
Sea 10/8	L	1/1	6	5	1	0.0	0.0	0	0	0	0	0	0	0	0
at Jax 10/15	W	1/1	2	1	1	0.0	0.0	1	31	31	0	1	0	0	0
Ari 10/22	W	1/0	2	1	1	0.0	0.0	0	0	0	0	0	0	0	0
at NYG 11/5	W	1/0	2	1	1	0.0	0.0	0	0	0	0	1	0	0	0
Hou 11/12	W	1/0	4	3	1	0.0	0.0	0	0	0	0	0	0	0	0
at Min 11/19	L	1/0	1	1	0	0.0	0.0	0	0	0	0	0	0	0	0
NO 11/26	W						Inactive								
at Ari 12/3	W	1/0	1	1	0	0.0	0.0	0	0	0	0	1	0	0	0
Phi 12/10	L	1/1	7	7	0	0.0	0.0	0	0	0	0	3	0	0	0
at Sea 12/17	W	1/0	4	2	2	0.0	0.0	0	0	0	0	0	0	0	0
at Ten 12/24	W	1/0	2	0	2	0.0	0.0	0	0	0	0	0	0	0	0
SF 12/31	L	1/0	3	3	0	0.0	0.0	0	0	0	0	0	0	0	0
Totals	**11-5**	**15/4**	**50**	**36**	**14**	**0.0**	**0.0**	**2**	**56**	**31**	**0**	**9**	**1**	**1**	**0**

2017 Postseason

Game	W/L	P/S	T	S	A	Sk	Yds	Int	Yds	Lg	TD	PD	FF	FR	Yds
Atl 1/6/18 *	L	1/0	3	0	3	0.0	0.0	0	0	0	0	1	0	0	0
Totals	**0-1**	**1/0**	**3**	**0**	**3**	**0.0**	**0.0**	**0**	**0**	**0**	**0**	**1**	**0**	**0**	**0**

* Denotes NFC Wild Card Playoff Game

2015 Buffalo Bills

Game	W/L	P/S	T	S	A	Sk	Yds	Int	Yds	Lg	TD	PD	FF	FR	Yds
Ind 9/13	W	1/0	6	4	2	1.0	0.0	0	0	0	0	1	0	0	0
NE 9/20	L	1/0	6	6	0	0.0	0.0	0	0	0	0	0	0	0	0
at Mia 9/27	W	1/1	5	3	2	0.0	0.0	0	0	0	0	0	0	0	0
NYG 10/4	L	1/0	3	2	1	0.0	0.0	0	0	0	0	0	0	0	0
at Ten 10/11	W	1/0	4	4	0	0.0	0.0	0	0	0	0	0	0	0	0
Cin 10/18	L	1/0	0	0	0	0.0	0.0	0	0	0	0	0	0	0	0
at JAX 10/25	L	1/0	0	0	0	0.0	0.0	0	0	0	0	0	0	0	0
Mia 11/8	W	1/1	3	3	0	0.0	0.0	0	0	0	0	0	0	0	0
at NYJ 11/12	W	1/0	0	0	0	0.0	0.0	0	0	0	0	0	0	0	0
at NE 11/23	L	1/0	0	0	0	0.0	0.0	0	0	0	0	0	0	0	0
at KC 11/29	L	1/0	2	2	0	0.0	0.0	0	0	0	0	0	0	0	0
Hou 12/6	W	1/0	5	5	0	0.0	0.0	0	0	0	0	3	0	0	0
at Phi 12/13	L	1/0	2	0	2	0.0	0.0	0	0	0	0	0	0	0	0
at Was 12/20	L	1/0	2	0	2	0.0	0.0	0	0	0	0	0	0	0	0
Dal 12/28	W	1/0	3	3	0	0.0	0.0	0	0	0	0	0	0	0	0
NYJ 1/3/16	W	1/0	3	2	1	0.0	0.0	0	0	0	0	0	0	0	0
Totals	**8-8**	**16/2**	**44**	**38**	**6**	**1.0**	**0.0**	**0**	**0**	**0**	**0**	**4**	**0**	**0**	**0**

2018 Los Angeles Rams

Game	W/L	P/S	T	S	A	Sk	Yds	Int	Yds	Lg	TD	PD	FF	FR	Yds
at Oak 9/10	W	1/0	2	0	2	0.0	0.0	0	0	0	0	0	0	0	0
Ari 9/16	W	1/0	4	3	1	0.0	0.0	0	0	0	0	0	0	0	0
LAC 9/23	W	1/0	3	2	1	0.0	0.0	0	0	0	0	0	0	0	0
Min 9/27	W	1/0	3	3	0	0.0	0.0	0	0	0	0	0	0	0	0
at Sea 10/7	W	1/0	4	1	3	0.0	0.0	0	0	0	0	0	0	0	0
at Den10/14	W	1/0	0	0	0	0.0	0.0	0	0	0	0	1	0	0	0
at SF 10/21	W	1/0	2	1	1	0.0	0.0	0	0	0	0	1	0	0	0
GB 10/28	W	1/0	3	3	0	0.0	0.0	0	0	0	0	0	0	0	0
at NO 11/4	L	1/0	1	1	0	0.0	0.0	0	0	0	0	0	0	0	0
Sea 11/11	W	1/0	1	1	0	0.0	0.0	0	0	0	0	0	0	0	0
KC 11/19	W	1/0	1	1	0	0.0	0.0	0	0	0	0	0	0	0	0
at Det 12/2	W	1/0	3	2	1	0.0	0.0	0	0	0	0	0	0	0	0
at Chi 12/9	L	1/0	3	2	1	0.0	0.0	1	0	0	0	2	0	0	0
Phi 12/16	L	1/1	3	2	1	0.0	0.0	0	0	0	0	0	0	0	0
at Ari 12/23	W	1/0	1	1	0	0.0	0.0	0	0	0	0	0	0	0	0
SF 12/30	W	1/0	1	1	0	0.0	0.0	0	0	0	0	0	0	0	0
Totals	**13-3**	**16/1**	**35**	**24**	**11**	**0.0**	**0.0**	**1**	**0**	**0**	**0**	**4**	**0**	**0**	**0**

2018 Postseason

Game	W/L	P/S	T	S	A	Sk	Yds	Int	Yds	Lg	TD	PD	FF	FR	Yds
Dal 1/12/19 *	W	1/0	2	2	0	0.0	0.0	0	0	0	0	0	0	0	0
at NO 1/20/19 ^	W	1/1	1	1	0	0.0	0.0	0	0	0	0	2	0	0	0
NE 2/3/2019 !	L	1/0	2	1	1	0.0	0.0	0	0	0	0	1	0	0	0
Totals	**2-1**	**3/1**	**5**	**4**	**1**	**0.0**	**0.0**	**0**	**0**	**0**	**0**	**3**	**0**	**0**	**0**

* Denotes NFC Divisional Playoff Game, ^ Denotes NFC Championship Playoff Game,
! Denotes Super Bowl LIII

2016 Buffalo Bills

Game	W/L	P/S	T	S	A	Sk	Yds	Int	Yds	Lg	TD	PD	FF	FR	Yds
at Bal 9/11	L	1/0	0	0	0	0.0	0.0	0	0	0	0	0	0	0	0
NYJ 9/15	L	1/0	5	5	0	0.0	0.0	0	0	0	0	0	0	1	36t
Ari 9/25	W	1/0	1	1	0	0.0	0.0	0	0	0	0	0	0	0	0
at NE 10/2	W	1/0	2	2	0	0.0	0.0	0	0	0	0	0	0	0	0
at LA 10/9	W	1/0	1	0	1	0.0	0.0	2	44	41t	1	2	0	0	0
SF 10/16	W	1/1	1	1	0	0.0	0.0	0	0	0	0	0	0	0	0
at Mia 10/23	L	1/0	1	1	0	0.0	0.0	0	0	0	0	0	0	0	0
NE 10/30	L	1/1	2	1	1	0.0	0.0	0	0	0	0	0	0	0	0
at Sea 11/7	L	1/0	1	1	0	0.0	0.0	0	0	0	0	0	0	0	0
at Cin 11/20	W	1/0	3	2	1	0.0	0.0	0	0	0	0	1	0	0	0
Jax 11/27	W	1/0	1	1	0	0.0	0.0	0	0	0	0	1	0	0	0
at Oak 12/4	L	1/0	2	2	0	0.0	0.0	0	0	0	0	0	0	0	0
Pit 12/11	L	1/1	3	3	0	0.0	0.0	0	0	0	0	0	0	0	0
Cle 12/18	W	1/0	2	2	0	0.0	0.0	0	0	0	0	0	0	0	0
Mia 12/24	L	1/0	1	1	0	0.0	0.0	0	0	0	0	0	0	0	0
at NYJ 1/1/17	L	1/0	3	3	0	0.0	0.0	0	0	0	0	0	0	0	0
Totals	**7-9**	**16/3**	**29**	**26**	**3**	**0.0**	**0.0**	**2**	**44**	**41t**	**1**	**4**	**0**	**1**	**36t**

2014 Buffalo Bills

Game	W/L	P/S	T	S	A	Sk	Yds	Int	Yds	Lg	TD	PD	FF	FR	Yds
at Chi 9/7	W	1/1	0	0	0	0.0	0.0	0	0	0	0	1	0	0	0
Mia 9/14	W	1/1	5	4	1	0.0	0.0	0	0	0	0	0	0	0	0
SD 9/21	L	1/1	1	1	0	0.0	0.0	0	0	0	0	0	0	0	0
at Hou 9/28	L	1/0	2	1	1	0.0	0.0	0	0	0	0	0	0	0	0
at Det 10/5	W	1/1	5	4	1	0.0	0.0	0	0	0	0	0	0	1	2
NE 10/12	L	1/0	2	2	0	0.0	0.0	0	0	0	0	1	0	0	0
Min 10/19	W	1/0	3	2	1	0.0	0.0	0	0	0	0	1	0	0	0
at NYJ 10/26	W	1/0	7	5	2	0.0	0.0	0	0	0	0	0	0	0	0
KC 11/9	L	1/0	0	0	0	0.0	0.0	0	0	0	0	0	0	0	0
at Mia 11/13	L	1/1	3	3	0	0.0	0.0	0	0	0	0	0	0	1	0
NYJ 11/23	W	1/0	3	3	0	0.0	0.0	0	0	0	0	1	0	0	0
Cle 11/30	W	1/0	2	2	0	0.0	0.0	0	0	0	0	0	0	0	0
at Den 12/7	L	1/0	2	1	1	0.0	0.0	0	0	0	0	0	0	0	0
GB 12/14	W	1/1	4	3	1	0.0	0.0	0	0	0	0	1	0	0	0
at Oak 12/21	L	1/0	1	1	0	0.0	0.0	0	0	0	0	1	0	0	0
at NE 12/28	W	1/1	5	4	1	0.0	0.0	0	0	0	0	0	0	0	0
Totals	**9-7**	**16/6**	**45**	**36**	**9**	**0.0**	**0.0**	**0**	**0**	**0**	**0**	**6**	**0**	**2**	**2**

33 NICK SCOTT

Safety // Penn State // Fairfax, Va.

Ht./Wt.: 5-11/201
NFL Exp.: Rookie
GP/GS, (Playoffs): 8/0, (0/0)
Birth Date: 5/17/1995
Acquired: D7A-2019 (No. 243)

TRANSACTIONS: Selected by the Rams in the seventh round (No. 243 overall) of the 2019 NFL Draft (4/27/19).

2019 SEASON: Made his NFL debut in a Week 1 win over the Panthers...**vs. Cincinnati (10/27):** Appeared in 17 special teams plays (71 percent)...**at Atlanta (10/20):** Caught one pass for 23 yards on a fake punt play...**vs. San Francisco (10/13):** Started at linebacker...t**vs. San Francisco (10/13):** Appeared in 25 special teams snaps (96 percent)...recorded one special teams tackle...**at Seattle (10/3):** Played 25 snaps (81 percent) on special teams... **vs. Tampa Bay (9/29):** Played 30 snaps (79 percent) on special teams...did not record any stats...**at Cleveland (9/22):** Played 17 snaps (71 percent) on special teams...did not record any stats... **vs. New Orleans (9/15):** Recorded two tackles on special teams... **at Carolina (9/8):** Played 28 snaps (80 percent) on special teams...did not record any stats.

COLLEGE: Played in 52 games for Penn State...recorded 114 defensive tackles (60 solo), 2.5 tackles for loss and 1.0 sack with the Nittany Lions...snared three interceptions and added five passes defensed in 52 collegiate games...returned 20 kickoffs for 448 yards (22.4 yards/return)...recorded 30 rushing attempts as a redshirt freshman in 2015, amassing 133 yards (4.4 yards per rush)...caught four passes for 43 yards (10.8 yards/reception) in his collegiate career...made 12 starts as a senior in 2018... one-of-10 Penn Staters to enter 2018 having already earned a degree...won the team's Captain Award and shared the Bob Mitinger Memorial Award, as an ultimate teammate who exhibits courage, character and social responsibility his final season on campus...finished senior season with a single-season best 65 tackles (35 solo), 1.0 sack, three interceptions, four passes defensed and a fumble recovery...as a junior in 2017, earned the Captain's Award at the annual team banquet...appeared in all 13 games with one start in 2017...selected team captain prior to the season...made his second career start – and first on defense – at Maryland (11/25), with his only other start coming at running back vs. Indiana in 2015...in 2016, as a sophomore, appeared in 13 games...wore No. 25 in the regular season finale to honor injured senior Von Walker...finished third on the team in special teams tackles (eight)...appeared in 13 games with one start as a redshirt freshman in 2015...one-of-17 redshirt freshmen to see action and one-of-seven freshmen to earn a start...made his first career start vs. Indiana at running back...selected as the John Bruno Memorial Award winner for the team's outstanding member of special teams...recorded 30 rushing attempts, amassed 133 yards (4.4 yards per rush)...caught four passes for 43 yards (10.8 yards/reception).

PERSONAL: Full name is Nicholas Michael Scott...son of Irvin and Lakisha Scott...has two older brothers, Irvin and Leon... brother, Irvin, played cornerback at Holy Cross from 2010-13...volunteered with KEEN Greater D.C. (Kids Enjoy Exercise Now), helping elementary-age disabled students enjoy sports and exercise...graduated in May 2018 with a degree in psychology... pursued a second degree in labor and employment relations his final season at Penn State...interested in a possible career as a sports psychologist...a four-year letterman during his high school career...played his freshman and sophomore seasons at Brookline (Mass.) High School for Head Coach Kevin Mahoney and played his final two seasons at Fairfax High School for Head Coach Kevin Simonds...played running back, quarterback, wide receiver, linebacker, safety and returned kicks during his prep career.

NICK SCOTT NFL STATISTICS

REGULAR SEASON

		Tackles					Interceptions						Fumbles		
Year	Team	G/S	Total	Solo	Asst.	Sacks	Yards	Int.	Yards	Long	TD	PD	FF	FR	Yards
2019	Los Angeles Rams	8/0	0	0	0	0.0	0.0	0	0	0	0	0	0	0	0
Totals		**8/0**	**0**	**0**	**0**	**0.0**	**0.0**	**0**	**0**	**0**	**0**	**0**	**0**	**0**	**0**

Additional Career Statistics: Special teams tackles: Rams: 2019 (3); Caught one pass for 23 yards on a fake punt play.

NICK SCOTT GAME-BY-GAME

2019 Los Angeles Rams

Game	W/L	P/S	T	S	A	Sk	Yds	Int	Yds	Lg	TD	PD	FF	FR	Yds
at Car 9/8	W	1/0	0	0	0	0.0	0.0	0	0	0	0	0	0	0	0
NO 9/15	W	1/0	0	0	0	0.0	0.0	0	0	0	0	0	0	0	0
at Cle 9/22	W	1/0	0	0	0	0.0	0.0	0	0	0	0	0	0	0	0
TB 9/29	L	1/0	0	0	0	0.0	0.0	0	0	0	0	0	0	0	0
at Sea 10/3	L	1/0	0	0	0	0.0	0.0	0	0	0	0	0	0	0	0
SF 10/13	L	1/0	0	0	0	0.0	0.0	0	0	0	0	0	0	0	0
at Atl 10/20	W	1/0	0	0	0	0.0	0.0	0	0	0	0	0	0	0	0
Cin 10/27	W	1/0	0	0	0	0.0	0.0	0	0	0	0	0	0	0	0
at Pit 11/10															
Chi 11/17															
Bal 11/25															
at Ari 12/1															
Sea 12/8															
at Dal 12/15															
at SF TBD															
Ari 12/29															
Totals	**5-3**	**8/0**	**0**	**0**	**0**	**0.0**	**0.0**	**0**	**0**	**0**	**0**	**0**	**0**	**0**	**0**

65 COLEMAN SHELTON

Center // Washington // Pasdena, Calif.

Ht./Wt.: 6-4/299
NFL Exp.: 1st (1st Rams)
GP/GS, (Playoffs): 2/0, (0/0)
Birth Date: 7/28/1995
Acquired: FA-18

TRANSACTIONS: Signed to the Rams active roster from the Cardinals practice squad (9/2/19)...signed to Cardinals practice squad (9/1/19)...cut by Arizona (8/31/19)...signed by the Cardinals (12/31/18)...signed to the Arizona Cardinals practice squad (10/15/18)…waived from the Titans practice squad (10/9/18)…signed to the Tennessee Titans practice squad (9/3/18)…waived by the 49ers (9/1/18)…signed by the San Francisco 49ers as an undrafted free agent (5/2/18).

2019 SEASON: vs. Cincinnati (10/27): Appeared in 4 special teams plays (17 percent)...**at Atlanta (10/20):** Appeared on four snaps on offense (five percent) and 10 special teams snaps (29 percent)...**vs. San Francisco (10/13):** Declared inactive... **vs. Seattle (10/3):** Declared inactive...**vs. Tampa Bay (9/29):** Declared inactive...**at Cleveland (9/22):** Made his NFL debut in a Week 3 win over the Browns...played five snaps on special teams (21 percent)...**vs. New Orleans (9/15):** Declared inactive... **at Carolina (9/8):** Declared inactive...**COLLEGE:** Played in 53 games (47 starts) in five years at Washington…as a senior in 2017, earned First-Team All-Pac-12 and honorable mention academic All-Pac-12 honors…started all 13 games at center and was recipient of Washington's John P. Angel Lineman of the Year Award and Academic Achievement Award…as a junior in 2016, started all 14 games at center and earned Second-Team All-Pac-12 and honorable mention academic All-Pac-12 honors… started all 13 games on the offensive line and was the recipient of the John P. Angel Lineman of the Year Award as a sophomore in 2015…as a freshman in 2014, played in 13 games (seven starts)…redshirted in 2013.

PERSONAL: Attended Loyola (Los Angeles, Calif.) High School. where he played on the offense and defensive line…as a junior and senior earned All-Serra League honors and helped lead the Cubs to an 8-3 record and a trip to the CIF Southern Section Pac-5 playoffs…prior to his junior and senior season, was named a top offensive lineman in the area by the Los Angeles Times.

Shelton's Career Games/Starts:

Year	Teams	GP/GS
2019	Los Angeles Rams	3/0
Totals		**3/0**

92 TANZEL SMART

Defensive Tackle // Tulane // Baton Rouge, La.

Ht./Wt.: 6-1/295
NFL Exp.: 2nd (3rd Rams)
GP/GS: 24/4, (Playoffs): (1/0)
Birth Date: 11/6/1994
Acquired: D6A-2017 (No. 206)

TRANSACTIONS: Selected by the Rams in the sixth round (206th overall) of the 2017 NFL Draft (4/30/17).

PRO: Second-year pro, has played in 24 regular season games and one postseason contest with four starts since being drafted in 2017.

2019 SEASON: Entering his third season with the Rams... **vs. Cincinnati (10/27):** Appeared in 19 snaps on defense (23 percent)...did not record any stats...**at Atlanta (10/20):** Appeared in 20 snaps on defense (36 percent) and two special teams snaps (six percent)...**vs. San Francisco (10/13):** Delcared inactive... **vs. Seattle (10/3):** Played 14 snaps on defense and assisted on one tackle...**vs. Tampa Bay (9/29):** Appeared in eight snaps on defensive and four special teams...did not record any stats...**at Cleveland (9/22):** Recorded three tackles (one solo)...**vs. New Orleans (9/15):** Played 12 snaps on defense and assisted on one tackle...**at Carolina (9/8):** Played 14 defensive snaps in a season opening win at Carolina...didn't record any stats.

2018 SEASON: Played in two games at defensive tackle...**vs. Kansas City (11/19):** Appeared in one defensive play...**vs. Green Bay (10/28):** Made first appearance of 2018...played in five defensive plays and one special teams snap.

2017 SEASON: Finished the regular season with 18 tackles (12 solo), one pass defensed and one quarterback hit...**vs. Indianapolis (9/10):** Recorded two tackles and contributed one pass defensed in first NFL action...**at San Francisco (9/21):** Recorded three tackles (one solo)...**at Dallas (10/1):** Made his first career start at defensive tackle...finished with three tackles (two solo) and one quarterback hit....**at Seattle (12/17):** Recorded his first career forced fumble...**Wild Card vs. Atlanta (1/6/18):** Saw action on offense and special teams.

COLLEGE: Earned First-Team All-American Athletic Conference and First-Team All-Louisiana College Football Team honors (2015, 2016)...a four-year letterman played in 48 career games with 36 consecutive starts at defensive tackle...finished career with 40.5 tackles for loss...started all 12 games as a senior in 2016...ranked fourth in the conference in tackles for loss with 18.5 (1.54 per game) and eighth in sacks at 5.5 (0.46 per game)...also had two quarterback hurries, one forced fumble and one fumble recovery during season...Started all 12 games as a junior…totaled 62 tackles (42 solo), 15.0 tackles for loss, 2.0 sacks, one forced fumble and one fumble recovery…in 2014, started all 12 games as a sophomore…totaled 47 tackles (21 solo) with 6.5 tackles for loss, 2.0 sacks, one forced fumble and one pass break-up... played in 12 games as a true freshman...posted 14 tackles (7 solo) with a half tackle for loss and a pass break-up.

PERSONAL: Three-year letterman at Scotlandville High...rated a three-star recruit by Rivals.com and 247Sports.com while garnering two-star status by Scout.com...helped lead the Hornets to a combined 13 wins, including a trip to the state playoffs as a sophomore...as a senior, named first-team all-state, all-metro and all-district while claiming Baton Rouge Metro and District 4-5A Defensive MVP honors...posted 54 tackles, 19 tackles for loss, 5.0 sacks and three blocked field goals...also selected to play in the 11th Annual U.S. Army Red Stick Bowl...named to all-district team as a junior....born Tanzel E. Smart, Jr. in Baton Rouge, La... son of Lewanna Ventress.

TANZEL SMART NFL STATISTICS

REGULAR SEASON

			Tackles					Interceptions					Fumbles		
Year	Team	G/S	Total	Solo	Asst.	Sacks	Yards	Int.	Yards	Long	TD	PD	FF	FR	Yards
2017	Los Angeles Rams	16/4	18	12	6	0.0	0.0	0	0	0	0	1	1	0	0
2018	Los Angeles Rams	2/0	0	0	0	0.0	0.0	0	0	0	0	0	0	0	0
2019	Los Angeles Rams	7/0	5	1	4	0.0	0.0	0	0	0	0	0	0	0	0
Totals		**25/4**	**23**	**13**	**10**	**0.0**	**0.0**	**0**	**0**	**0**	**0**	**1**	**1**	**0**	**0**

POSTSEASON

			Tackles					Interceptions					Fumbles		
Year	Team	G/S	Total	Solo	Asst.	Sacks	Yards	Int.	Yards	Long	TD	PD	FF	FR	Yards
2017	Los Angeles Rams	1/0	0	0	0	0.0	0.0	0	0	0	0	0	0	0	0
2018	Los Angeles Rams	0/0	0	0	0	0.0	0.0	0	0	0	0	0	0	0	0
Totals		**1/0**	**0**	**0**	**0**	**0.0**	**0.0**	**0**	**0**	**0**	**0**	**0**	**0**	**0**	**0**

TANZEL SMART GAME-BY-GAME

2019 Los Angeles Rams

Game	W/L	P/S	T	S	A	Sk	Yds	Int	Yds	Lg	TD	PD	FF	FR	Yds
at Car 9/8	W	1/0	0	0	0	0.0	0.0	0	0	0	0	0	0	0	0
NO 9/15	W	1/0	1	0	1	0.0	0.0	0	0	0	0	0	0	0	0
at Cle 9/22	W	1/0	3	1	2	0.0	0.0	0	0	0	0	0	0	0	0
TB 9/29	L	1/0	0	0	0	0.0	0.0	0	0	0	0	0	0	0	0
at Sea 10/3	L	1/0	1	0	1	0.0	0.0	0	0	0	0	0	0	0	0
SF 10/13	L	0/0					Inactive								
at Atl 10/20	W	1/0	0	0	0	0.0	0.0	0	0	0	0	0	0	0	0
Cin 10/27	W	1/0	0	0	0	0.0	0.0	0	0	0	0	0	0	0	0
at Pit 11/10															
Chi 11/17															
Bal 11/25															
at Ari 12/1															
Sea 12/8															
at Dal 12/15															
at SF TBD															
Ari 12/29															
Totals	**5-3**	**7/0**	**5**	**1**	**4**	**0.0**	**0.0**	**0**	**0**	**0**	**0**	**0**	**0**	**0**	**0**

2017 Los Angeles Rams

Game	W/L	P/S	T	S	A	Sk	Yds	Int	Yds	Lg	TD	PD	FF	FR	Yds
Ind 9/10	W	1/0	2	2	0	0.0	0.0	0	0	0	0	1	0	0	0
Was 9/17	L	1/0	2	1	1	0.0	0.0	0	0	0	0	0	0	0	0
at SF 9/21	W	1/0	3	1	2	0.0	0.0	0	0	0	0	0	0	0	0
at Dal 10/1	W	1/1	3	2	1	0.0	0.0	0	0	0	0	0	0	0	0
Sea 10/8	L	1/0	1	1	0	0.0	0.0	0	0	0	0	0	0	0	0
at Jax 10/15	W	1/1	2	1	1	0.0	0.0	0	0	0	0	0	0	0	0
Ari 10/22	W	1/1	1	1	0	0.0	0.0	0	0	0	0	0	0	0	0
at NYG 11/5	W	1/1	2	1	1	0.0	0.0	0	0	0	0	0	0	0	0
Hou 11/12	W	1/0	0	0	0	0.0	0.0	0	0	0	0	0	0	0	0
at Min 11/19	L	1/0	0	0	0	0.0	0.0	0	0	0	0	0	0	0	0
NO 11/26	W	1/0	0	0	0	0.0	0.0	0	0	0	0	0	0	0	0
at Ari 12/3	W	1/0	0	0	0	0.0	0.0	0	0	0	0	0	0	0	0
Phi 12/10	L	1/0	0	0	0	0.0	0.0	0	0	0	0	0	0	0	0
at Sea 12/17	W	1/0	0	0	0	0.0	0.0	0	0	0	0	0	1	0	0
at Ten 12/24	W	1/0	0	0	0	0.0	0.0	0	0	0	0	0	0	0	0
SF 12/31	L	1/0	2	2	0	0.0	0.0	0	0	0	0	0	0	0	0
Totals	**11-5**	**16/4**	**18**	**12**	**6**	**0.0**	**0.0**	**0**	**0**	**0**	**0**	**1**	**1**	**0**	**0**

2017 Postseason

Game	W/L	P/S	T	S	A	Sk	Yds	Int	Yds	Lg	TD	PD	FF	FR	Yds
Atl1/6/18 *	L	1/0	0	0	0	0.0	0.0	0	0	0	0	0	0	0	0
Totals	**0-1**	**1/0**	**0**	**0**	**0**	**0.0**	**0.0**	**0**	**0**	**0**	**0**	**0**	**0**	**0**	**0**

* Denotes NFC Wild Card Playoff Game

2018 Los Angeles Rams

Game	W/L	P/S	T	S	A	Sk	Yds	Int	Yds	Lg	TD	PD	FF	FR	Yds
at Oak 9/10	W	0/0					Inactive								
Ari 9/16	W	0/0					Inactive								
LAC 9/23	W	0/0					Inactive								
Min 9/27	W	0/0					Inactive								
at Sea 10/7	W	0/0					Inactive								
at Den10/14	W	0/0					Inactive								
at SF 10/21	W	0/0					Inactive								
GB 10/28	W	1/0	0	0	0	0.0	0.0	0	0	0	0	0	0	0	0
at NO 11/4	L	0/0					Inactive								
Sea 11/11	W	0/0					Inactive								
KC 11/19	W	1/0	0	0	0	0.0	0.0	0	0	0	0	0	0	0	0
at Det 12/2	W	0/0					Inactive								
at Chi 12/9	L	0/0					Inactive								
Phi 12/16	L	0/0					Inactive								
at Ari 12/23	W	0/0					Inactive								
SF 12/30	W	0/0					Inactive								
Totals	**13-3**	**2/0**	**0**	**0**	**0**	**0.0**	**0.0**	**0**	**0**	**0**	**0**	**0**	**0**	**0**	**0**

2018 Postseason

Game	W/L	P/S	T	S	A	Sk	Yds	Int	Yds	Lg	TD	PD	FF	FR	Yds
Dal 1/12/19 *	W	0/0					Inactive								
at NO 1/20/19 ^	W	0/0					Inactice								
NE 2/3/2019 !	L	0/0					Inactive								
Totals	**2-1**	**0/0**	**0**	**0**	**0**	**0.0**	**0.0**	**0**	**0**	**0**	**0**	**0**	**0**	**0**	**0**

* Denotes NFC Divisional Playoff Game, ^ Denotes NFC Championship Playoff Game,
! Denotes Super Bowl LIII

88 MICHAEL THOMAS

Wide Receiver // Southern Miss. // Chicago, Ill.

Ht./Wt.: 6-1/189
NFL Exp.: 3rd (4th Rams)
GP/GS: 32/1, (Playoffs): (0/0)
Birth Date: 8/16/1994
Acquired: D6C-2016 (No. 206)

TRANSACTIONS: Placed on injured/reserve (9/18/18)...selected by Los Angeles in the sixth round (206th overall) of the 2016 NFL Draft (4/30/16).

PRO: Third-year pro has appeared in 32 games with one start... played in 2018 season opener before being placed on season-ending injured reserve...totaled 130 yards receiving on eight receptions in his career.

2019 SEASON: at Atlanta (10/20): Returned one punt for three yards...**vs. Cincinnati (10/27):** Played four snaps on offense... appeared in 10 special teams snaps (42 percent)...**vs. San Francisco (10/13):** Appeared in 14 snaps on special teams (54 percent)...**at Seattle (10/3):** Appeared in 15 plays on special teams...**vs. Tampa Bay (9/29):** Played 12 special teams snaps... **at Cleveland (9/22):** Played nine snaps (38 percent) on special teams...**vs. New Orleans (9/15):** Played 16 snaps (59 percent) on special teams...**at Carolina (9/8):** Played 17 special teams snaps (49 percent).

2018 SEASON: at Oakland (9/10): Appeared in 12 special teams plays...**vs. Arizona (9/16):** Declared inactive...placed on injured/ reserve (9/18/18).

2017 SEASON: Finished the regular season with five receptions for 93 yards in his sophomore campaign...**at Jacksonville (10/15):** Saw first action of the 2017 season, primarily on special teams...**at Minnesota (11/19):** Hauled in one catch for 12 yards... **at Arizona (12/3):** Recorded one kick return for 15 yards...**vs. Philadelphia (12/10):** Blocked an Eagles P Donnie Jones punt and CB Blake Countess scooped it up and ran it 16 yards for a touchdown...**vs. San Francisco (12/31):** Made his first career start at wide receiver...led the team in receiving yards with three catches for 75 yards, including a 50-yard reception...**Wild Card vs. Atlanta (1/6/18):** Declared Inactive.

2016 SEASON: Played in 15 games as a rookie...became a significant contributor on special teams while racking up six special teams tackles...**vs. Buffalo (10/9):** Returned three kickoffs for 62 yards...recorded a special teams tackle...**at New England (12/4):** Saw action at wide receiver and on special teams... recorded three special teams tackles, giving him five on the season...**vs. Atlanta (12/11):** Caught his first NFL pass from QB Jared Goff for a 16 yard gain...returned six kickoffs for 118 yards, including a long of 41 yards...**at Seattle (12/15)**: Caught one pass for six yards...**Week 17 vs. Arizona (1/1):** Hauled in a 15 yard reception...recorded his sixth special teams tackle of the season.

COLLEGE: As a senior in 2015, named honorable mention All-Conference USA...set a single-season school marks his senior campaign with 1,391 receiving yards and added 14 touchdown receptions…played in 13-of-14 games...tallied 71 receptions for 19.6 yards/reception…had at least one touchdown catch in each of his final 10 games…notched 100-yard receiving games eight times, including a season-high 190 yards and two scoring grabs against Washington in the Zaxby's Heart of Dallas Bowl (12/26)… also had a 162-yard receiving game that included an acrobatic one-handed touchdown catch that was featured on ESPN's Top 10 plays at Louisiana Tech (11/28)...had a 155 receiving yard and three touchdown performance against North Texas (10/3)… ranks second at the school in career 100-yard games with the program with 10…first on the team in 20-plus yard plays with 34 (28 receptions, six kick returns) to go along with five touchdown grabs of 50 or more yards...in 2014, named All-Conference USA (Honorable Mention)…played in all 12 games on the season, made nine starts…tallied 592 receiving yards and 625 kickoff return yards for 1,217 all-purpose yards…finished the year with 592 yards receiving on 41 catches and five touchdowns...finished with a season-high two touchdowns…notched a pair of 100-yard receiving games...notched six games with 100 or more all-purpose yards, including a pair of 200+ games – Louisiana Tech (222) and Middle Tennessee (207)...in 2013, attended Dodge City Community College...led DCCC with 42 receptions for 709 yards (70.9 yards per game/16.9 average) with three touchdowns in 10 games …named Honorable Mention All-American...in 2012, attended College of Dupage as a freshman.

PERSONAL: Lettered at DuSable High School in Chicago, Ill.…helped the Panthers to the State Playoffs as a senior… named first-team All-District as a junior and senior…scored 29 touchdowns combined as a junior and senior…as a senior, notched six touchdowns in a game against Carver HS...son of Lisa Wilson and Michael Thomas…has an older brother, Nate Brown…majored in interdisciplinary studies.

MICHAEL THOMAS NFL STATISTICS

NFL STATISTICS

			Receiving					Kickoff Returns				
Year	Team	G/S	No.	Yards	Avg.	Long	TD	Att.	Yards	Avg.	Long	TD
2016	Los Angeles Rams	15/0	3	37	12.3	16	0	9	180	20.0	41	0
2017	Los Angeles Rams	8/1	5	93	18.6	50	0	1	15	15.0	15	0
2018	Los Angeles Rams	1/0	0	0	0.0	0	0	0	0	0	0	0
2019	Los Angeles Rams	8/0	0	0	0.0	0	0	0	0	0	0	0
Totals		**32/1**	**8**	**130**	**16.3**	**50**	**0**	**10**	**195**	**19.5**	**41**	**0**

Additional Career Statistics: Special Teams Tackles: Rams: 2016 (6), 2017 (1), Total: (7).

MICHAEL THOMAS GAME-BY-GAME

2019 Los Angeles Rams

			Receiving					Rushing						Returns							
Game	W/L	G/S	No.	Yards	Avg.	Long	TD	Att.	Yards	Avg.	Long	TD	PR	FC	Yards	Long	TD	KR	Yards	Avg.	Long	TD
at Car 9/8	W	1/0	0	0	0.0	0	0	0	0	0.0	0	0	0	0	0	0	0	0	0	0.0	0	0
NO 9/15	W	1/0	0	0	0.0	0	0	0	0	0.0	0	0	0	0	0	0	0	0	0	0.0	0	0
at Cle 9/22	W	1/0	0	0	0.0	0	0	0	0	0.0	0	0	0	0	0	0	0	0	0	0.0	0	0
TB 10/3	L	1/0	0	0	0.0	0	0	0	0	0.0	0	0	0	0	0	0	0	0	0	0.0	0	0
at Sea 10/3	L	1/0	0	0	0.0	0	0	0	0	0.0	0	0	0	0	0	0	0	0	0	0.0	0	0
SF 10/13	L	1/0	0	0	0.0	0	0	0	0	0.0	0	0	0	0	0	0	0	0	0	0.0	0	0
at Atl 10/20	W	1/0	0	0	0.0	0	0	0	0	0.0	0	0	1	0	3	3	0	0	0	0.0	0	0
Cin 10/27	W	1/0	0	0	0.0	0	0	0	0	0.0	0	0	0	0	0	0	0	0	0	0.0	0	0
at Pit 11/10																						
Chi 11/17																						
Bal 11/25																						
KC 11/19																						
at Ari 12/1																						
Sea 12/8																						
at Dal 12/15																						
SF TBD																						
Ari 12/29																						
Totals	**5-3**	**8/0**	**0**	**0**	**0.0**	**0**	**0**	**0**	**0**	**0.0**	**0**	**0**	**1**	**0**	**3**	**3**	**0**	**0**	**0**	**0.0**	**0**	**0**

2018 Los Angeles Rams

			Receiving					Rushing						Returns							
Game	W/L	G/S	No.	Yards	Avg.	Long	TD	Att.	Yards	Avg.	Long	TD	PR	FC	Yards	Long	TD	KR	Yards	Avg.	Long	TD
at Oak 9/10	W	1/0	0	0	0.0	0	0	0	0	0.0	0	0	0	0	0	0	0	0	0	0.0	0	0
Ari 9/16	W	0/0								Inactive												
Totals	**2-0**	**1/0**	**0**	**0**	**0.0**	**0**	**0**	**0**	**0**	**0.0**	**0**	**0**	**0**	**0**	**0**	**0**	**0**	**0**	**0**	**0.0**	**0**	**0**

2017 Los Angeles Rams

			Receiving					Rushing						Returns							
Game	W/L	G/S	No.	Yards	Avg.	Long	TD	Att.	Yards	Avg.	Long	TD	PR	FC	Yards	Long	TD	KR	Yards	Avg.	Long	TD
Ind 9/10	W	0/0								Suspended												
Was 9/17	L	0/0								Suspended												
at SF 9/21	W	0/0								Suspended												
at Dal 10/1	W	0/0								Suspended												
Sea 10/8	L	0/0								Reserve/Commisioner Exempt												
at Jax 10/15	W	1/0	0	0	0.0	0	0	0	0	0.0	0	0	0	0	0	0	0	0	0	0.0	0	0
Ari 10/22	W	0/0								Inactive												
at NYG 11/5	W	0/0								Inactive												
Hou 11/12	W	0/0								Inactive												
at Min 11/19	L	1/0	1	12	12.0	12	0	0	0	0.0	0	0	0	0	0	0	0	0	0	0.0	0	0
NO 11/26	W	1/0	0	0	0.0	0	0	0	0	0.0	0	0	0	0	0	0	0	0	0	0.0	0	0
at Ari 12/3	W	1/0	0	0	0.0	0	0	0	0	0.0	0	0	0	0	0	0	0	1	15	15.0	15	0
Phi 12/10	L	1/0	1	6	6.0	6	0	0	0	0.0	0	0	0	0	0	0	0	0	0	0.0	0	0
at Sea 12/17	W	1/0	0	0	0.0	0	0	0	0	0.0	0	0	0	0	0	0	0	0	0	0.0	0	0
at Ten 12/24	W	1/0	0	0	0.0	0	0	0	0	0.0	0	0	0	0	0	0	0	0	0	0.0	0	0
SF 12/31	L	1/1	3	75	25.0	50	0	0	0	0.0	0	0	0	0	0	0	0	0	0	0.0	0	0
Totals	**11-5**	**8/1**	**5**	**93**	**18.6**	**50**	**0**	**0**	**0**	**0.0**	**0**	**0**	**0**	**0**	**0**	**0**	**0**	**1**	**15**	**15.0**	**15**	**0**
2017 Postseason																						
Atl 1/6/18	L	0/0								Inactive												
Totals	**0-1**	**0/0**	**0**	**0**	**0.0**	**0**	**0**	**0**	**0**	**0.0**	**0**	**0**	**0**	**0**	**0**	**0**	**0**	**0**	**0**	**0.0**	**0**	**0**

2016 Los Angeles Rams

			Receiving					Rushing						Returns							
Game	W/L	G/S	No.	Yards	Avg.	Long	TD	Att.	Yards	Avg.	Long	TD	PR	FC	Yards	Long	TD	KR	Yards	Avg.	Long	TD
at SF 9/12	L	1/0	0	0	0.0	0	0	0	0	0.0	0	0	0	0	0	0	0	0	0	0.0	0	0
Sea 9/18	W	1/0	0	0	0.0	0	0	0	0	0.0	0	0	0	0	0	0	0	0	0.0	0	0	0
at TB 9/25	W	1/0	0	0	0.0	0	0	0	0	0.0	0	0	0	0	0	0	0	0	0.0	0	0	0
at Ari 10/2	W	1/0	0	0	0.0	0	0	0	0	0.0	0	0	0	0	0	0	0	0	0.0	0	0	0
Buf 10/9	L	1/0	0	0	0.0	0	0	0	0	0.0	0	0	0	0	0	0	0	3	62	20.7	22	0
at Det 10/16	L	1/0	0	0	0.0	0	0	0	0	0.0	0	0	0	0	0	0	0	0	0.0	0	0	0
NYG 10/23	L	1/0	0	0	0.0	0	0	0	0	0.0	0	0	0	0	0	0	0	0	0.0	0	0	0
Car 11/6	L	1/0	0	0	0.0	0	0	0	0	0.0	0	0	0	0	0	0	0	0	0	0.0	0	0
at NYJ 11/13	W	1/0	0	0	0.0	0	0	0	0	0.0	0	0	0	0	0	0	0	0	0	0.0	0	0
Mia 11/20	L	1/0	0	0	0.0	0	0	0	0	0.0	0	0	0	0	0	0	0	0	0	0.0	0	0
at NO 11/27	L	1/0	0	0	0.0	0	0	0	0	0.0	0	0	0	0	0	0	0	0	0	0.0	0	0
at NE 12/4	L	1/0	0	0	0.0	0	0	0	0	0.0	0	0	0	0	0	0	0	0	0	0.0	0	0
Atl 12/11	L	1/0	1	16	16.0	16	0	0	0	0.0	0	0	0	0	0	0	0	6	118	19.7	41	0
at Sea 12/15	L	1/0	1	6	6.0	6	0	0	0	0.0	0	0	0	0	0	0	0	0	0	0.0	0	0
SF 12/24	L	0/0																				
Ari 1/1/17	L	1/0	1	15	15.0	15	0	0	0	0.0	0	0	0	0	0	0	0	0	0	0.0	0	0
Totals	**4-12**	**15/0**	**3**	**37**	**12.3**	**16**	**0**	**0**	**0**	**0.0**	**0**	**0**	**0**	**0**	**0**	**0**	**0**	**9**	**180**	**20.0**	**41**	**0**

32 ERIC WEDDLE

Safety // Utah // Rancho Cucamonga, Calif.

Ht./Wt.: 5-11/195
NFL Exp.: 13th (1st Rams)
GP/GS: 193/178, (Playoffs): (9/6)
Birth Date: 1/4/1985
Acquired: FA-2019

TRANSACTIONS: Signed by the Rams (3/8/19)...released by Baltimore (3/7/19)...signed with Baltimore as an unrestricted free agent (3/15/16)...declared free agent (3/9/16)...signed by San Diego as a second-round draft choice (37th overall) in the 2007 NFL Draft (7/23/07).

PRO: 13th year pro, has played in 193 games with 178 starts... tallied 1,092 tackles (834 solo), 29 interceptions (four returned for touchdowns), 97 passes defensed, 9.5 sacks, eight forced fumbles and seven fumble recoveries...his 29 career interceptions are tied for the most amongst active safties...the only active NFL safety with at least 1,000 tackles, 25 interceptions and at least 5.0 sacks in a career...in 2016, Weddle was one of three NFL safeties (Landon Collins & Kurt Coleman) with at least four interceptions and 1.0 sack...shared the NFL lead (Kyle Arrington and Charles Woodson) with a career-high seven interceptions in 2011...posted a team and career-high 125 tackles in 2008...scored on a fumble recovery, returning it a Chargers' franchise-record 86 yards, vs. Atl. (11/30/08).

2019 SEASON: Entering his first season with the Rams as a team captain...**vs. Cincinnati (10/27):** Tallied six solo tackles... **at Atlanta (10/20):** Taillied two tackles (one solo)...**vs. San Francisco (10/13):** Recorded 10 tackles (four solo)...**at Seattle (10/3):** Registered seven tackles (four solo)...**vs. Tampa Bay (9/29):** Recorded a team and season high 15 tackles (10 solo)... added two pass defensed...**at Cleveland (9/22):** Registered six tackles (three solo)...**vs. New Orleans (9/15):** Tailled 7 tackles (five solo) and one pass defensed...**at Carolina (9/8):** Played 26 snaps on defense recorded 6 tackles (two solo) in the season opening win over the Panthers.

2018 SEASON: Started all 16 regular season games and one playoff contest...earned his sixth Pro Bowl after registering 68 tackles (54 solo), three passes defensed and 1.0 sack for the league's No. 1 overall (292.9 ypg) and No. 2 scoring (17.9 points/ game) defense…his six career Pro Bowls tie Earl Thomas for most among active safeties...**vs. Buffalo (9/9):** Led the secondary and posted one QB hit for a defense that registered 6.0 sacks, two interceptions and limited the Bills to just 153 yards of offense in the 47-3 season-opening win...**at Pittsburgh (9/30):** Registered four solo tackles for a defense that allowed the Steelers just 47 second-half yards in the 26-14...**at Cleveland (10/7):** Recorded his first sack of the season, resulting in a nine-yard loss...added eight tackles (seven solo) for a defense that registered 10 tackles for loss and 5.0 sacks in the contest...**vs. New Orleans (10/21):** Posted seven tackles (five solo)...helped limit the Saints to just 205 passing yards…registered the 1,000th tackle of his career... **at Atlanta (12/2):** Recorded two solo tackles and one pass defensed...**at Kansas City (12/9):** Registered six tackles (five solo), a QB hit and one pass defensed...**at Chargers (12/22):** Posted two solo tackles for a defense that limited the Chargers to a season-low 198 total yards...**Wild Card Round vs. Chargers (1/6/19):** Recorded seven solo tackles, including a tackles for loss, for a defense that limited the Chargers to 243 total yards.

2017 SEASON: Earned his fifth Pro Bowl nod after registering 63 tackles, eight passes defensed, two forced fumbles, one fumble recovery and a team-leading six interceptions, which tied for the third-most in the NFL...started all 16 games for a unit that led

the league in both takeaways (34) and interceptions (22) and finished ranked 12th overall (325.1 ypg)...**vs. Cleveland (9/17):** Posted four tackles and one interception for a unit that forced five turnovers (four interceptions and one fumble recovery)... **vs. Pittsburgh (10/1):** Tallied a team-high eight tackles and produced the 25th interception of his career on the first drive of the second half...**vs. Chicago (10/15):** Posted five tackles and forced one fumble (recovered by the Ravens)...**at Tennessee (11/5):** Returned a QB Marcus Mariota interception 22 yards and posted four solo tackles...**at Green Bay (11/19):** Produced his team-leading fourth interception of the season and added four tackles for a defense that forced five turnovers, registered 6.0 sacks and posted its third shutout of the 2017 season in a 23-0 win...**vs. Detroit (12/3):** Posted three tackles and contributed to two Ravens' takeaways, earning one forced fumble on a sack and returning an interception 45 yards for a touchdown...**at Cleveland (12/17):** Registered his sixth interception of the season and 10th since 2016 for a defense that produced four takeaways and held the Browns to 146 passing yards.

2016 SEASON: Earned his fourth Pro Bowl nod, posting 89 tackles (48 solo), 1.0 sack, one forced fumble, a team-leading four interceptions and a single-season career-high 13 passes defensed...as a team, finished first in the league with 18 interceptions (tied, SD and KC)...Baltimore also allowed the NFL's fifth-fewest rushing yards (89.4 ypg) and ranked seventh overall (322.1 ypg)...his four interceptions were tied for fifth among safeties in 2016...**at Cleveland (9/18):** Secured a second-quarter interception and posted six stops (five solo) for a defense that posted a shutout in the final three quarters in a 25-20, come-from-behind win...**at Jacksonville (9/25):** Recorded four solo tackles and a tied for team-high two passes defensed for a unit that limited the Jaguars to 216 yards of total offense...**at New York Giants (10/16):** Stripped WR Odell Beckham Jr. on the Giants' first play... finished with seven tackles (four solo) and one forced fumble... **at New York Jets (10/23):** Finished second on the team with 10 tackles...**vs. Cleveland (11/10):** Posted four solo stops and one interception...he returned the interception 25 yards...part of a defense that limited the Browns to 144 yards of total offense... **vs. Miami (12/4):** Recorded a career-long 53-yard interception

return after picking off QB Ryan Tannehill...part of a defense that produced three interceptions and allowed just 277 total yards... **at New England (12/12):** Intercepted QB Tom Brady in the end zone to prevent a Patriots' touchdown...tallied a team-high 11 tackles, including 1.0 sack...marked the first time in his career that he posted a sack and INT in the same game...**vs. Philadelphia (12/18):** Finished second on the team with nine tackles.

2015 SEASON: Started all 13 games he played for the Chargers in his final season with the franchise...led the Chargers secondary with 75 tackles (52 solo), adding 0.5 sacks, six passes defensed and one fumble recovery, before being placed on injured reserve (groin) on 12/28...**vs. Cleveland (10/4):** Posted 10 tackles, 0.5 sack...added one special teams stop...**vs. Chicago (11/9):** Registered a season-high 13 tackles (nine solo) and one fumble recovery after missing two games due to injury (groin)...**vs. Denver (12/6):** Led the team with a career-high three passes defensed...added six tackles (four solo)...**at Oakland (12/24):** Tallied three tackles (one solo) before leaving the contest due to a second-quarter injury (groin).

2014 SEASON: Earned his third Pro Bowl...named Chargers Defensive Player of the Year...earned First-Team All-Pro accolades...posted a team-high 104 tackles (82 solo), one interception, eight passes defensed and forced two fumbles while starting all 16 games...**vs. Jacksonville (9/28):** Notched four tackles (three solo)...helped secure a 33-14 victory with a fourth-quarter interception which he returned 17 yards...**vs. Kansas City (10/19):** Posted 10 tackles (eight solo) and two special teams stops in his 100th-career start...**at Denver (10/23):** Recorded a team and season-high 11 tackles (nine solo)...forced one fumble... **at San Francisco (12/20):** Tallied nine tackles (seven solo) and forced one fumble...set up a game-winning field goal by forcing a fumble on the second play of overtime.

2013 SEASON: Earned Pro Bowl and Chargers Defensive Player of the Year honors after totaling a team-high 103 tackles (78 solo), 1.0 sack, two interceptions, nine passes defensed, forced one fumble and added two fumble recoveries...started all 16 regular season games and both postseason contests... posted 10 tackles (six solo), one pass defensed and one special teams stop in postseason action...**vs. Dallas (9/29):** Posted six stops and one pass defensed...added a touchdown-saving tackle on the Chargers' one-yard line...the tackle resulted in a fumble and Chargers' touchback...**at Washington (11/3):** Registered a season and game-high 14 tackles (eight solo) in his 100th-career game...**at. Kansas City (11/24):** Sealed a 41-38 victory with a tackle, forced fumble and fumble recovery on the game's final play...finished with five solo tackles...**vs. Cincinnati (12/1):** Posted six tackles (five solo), one interception, which he returned 21 yards...one tackle for loss, one special teams stop and one fumble recovery, which he returned 27 yards to set up a fourth-quarter field goal...**vs. Oakland (12/22):** Set up a San Diego scoring drive (scored three plays later) with a second-quarter interception...finished with four tackles (two solo) and one QB hit... **vs. Kansas City (12/29):** Recorded a game-high 12 tackles (nine solo), two tackles for loss and two special teams stops...extended the Chargers' game-winning drive by converting a first down on a two-yard rush on fourth-and-two in overtime.

2012 SEASON: Named the Chargers' MVP with a team-high 97 tackles (83 solo), 1.0 sack, three interceptions (one returned for a touchdown), eight passes defensed and forced two fumbles... started all 16 games...**vs. Tennessee (9/16):** Recorded an interception...added three solo tackles....**at Kansas City (9/30):** Recorded an interception and added five solo stops...**at New Orleans (10/7):** Strip-sacked QB Drew Brees on the Saints' opening drive...finished the game with seven tackles (six solo)... **at Denver (11/18):** Returned a QB Peyton Manning interception 23 yards for a touchdown, ending Manning's streak of 231-straight passes at home without a pick...added six tackles (five solo)...**vs. Carolina (12/16):** Posted a game-high-tying 10 tackles (seven solo) and executed a fake punt with a four-yard run for first down from team's own 28-yard line late in third quarter...**vs. Oakland (12/30):** Posted eight tackles (seven solo)...added a six-yard first-down carry on a fourth-and-one fake punt in the second quarter.

2011 SEASON: Garnered Pro Bowl, Chargers Defensive Player of Year and First-Team All-Pro honors...tallied 84 tackles (66 solo), a career-high seven interceptions (tied for NFL's most) and 11 passes defensed...started all 16 games...**vs. Kansas City (9/25):** Intercepted a fourth-quarter QB Matt Cassel pass with 55 seconds remaining to clinch a 20-17 victory...added three tackles (two solo)...**vs. Miami (10/2):** Sealed a 26-16 victory with a fourth-quarter interception...added eight tackles (six solo) and one QB hit in the contest...**at New York Jets (10/23):** Secured a touchdown-saving interception (returned 25 yards) on the San Diego goal-line...finished with six tackles (five solo)...**at Kansas City (10/31):** Established a career-high two interceptions...added seven solo tackles on Monday Night Football...**at Jacksonville (12/5):** Set up a San Diego scoring drive with a second-quarter interception...tallied four tackles...**vs. Buffalo (12/1):** Intercepted QB Ryan Fitzpatrick, his career-best seventh interception of the season...tallied three stops (two solo).

2010 SEASON: Started all 16 games...earned *Associated Press* Second-Team All-Pro recognition after totaling 95 tackles (79 solo), 0.5 sack, two interceptions (one returned for a touchdown) and 10 passes defensed...**at Houston (11/7):** Deflected QB Matt Schaub's pass intended for WR Jacoby Jones in the end zone, finishing the game with eight stops (seven solo), one tackles for loss and two passes defensed...**at Indianapolis (11/28):** Returned a QB Peyton Manning interception 41 yards for a touchdown... added four solo stops...posted two passes defensed...**at Cincinnati (12/26):** Totaled a career-high 16 tackles (11 solo)... added one pass defensed...**at Denver (1/2/11):** Recorded six tackles (five solo)...added one interception.

2009 SEASON: Played in 13 regular season games and one postseason contest...led the Chargers' defensive backs with 82 tackles (68 solo)...added 1.5 sacks, two interceptions (one returned for a touchdown), seven passes defensed and a career-high seven tackles for loss...**at Baltimore (9/20):** Tallied a team-high and season-best 10 tackles (nine solo), including one tackles for loss...**vs. Miami (9/27):** Returned a QB Chad Henne interception 31 yards, marking his first pick-six...added seven tackles (six solo)...**at Tennessee (12/25):** Secured a third-quarter interception, to help clinch a No. 2 playoff seed and 42-17 victory... added four tackles (three solo)...finished with one interception, one tackle for loss and two passes defensed...**Divisional Round vs. New York Jets (1/17/10):** Recorded a team-high eight solo tackles...added 1.0 sack and one tackle for loss.

2008 SEASON: Established a career high and a team-leading 125 tackles (103 solo)...added 1.0 sack, one interception, five passes defensed and one fumble recovery (returned for a franchise-record 86 yards and a touchdown)...started all 16 games and two postseason contests...**vs. New York Jets (9/22):** Finished with seven tackles (five solo)...snared one interception...**vs. Atlanta (11/30):** Returned a fumble 86 yards (franchise record) for his first-career touchdown...added 10 tackles (seven solo)...**vs. Denver (12/28):** Tallied a season-high-tying 11 tackles (10 solo) and one pass defensed in the AFC West clinching 52-21 victory... **Wild Card Round vs. Indianapolis (1/3/09):** Posted seven tackles (six solo), including one tackle for loss...added a game-high three passes defensed...**Divisional Round at Pittsburgh (1/11/09):** Registered a game-high 11 stops (nine solo), including 1.0 sack and one tackle for loss.

2007 SEASON: Played in 15 regular season games and three postseason contests as a rookie...had 48 tackles (37 solo), 1.0 sack (-5 yards), one interception and six passes defensed... **vs. Chicago (9/9):** Recorded four solo tackles, 1.0 sack and two QB hits in his NFL debut...**vs. Houston (10/28):** Secured his first-career interception....added four tackles (three solo)... added one QB hit and one pass defensed...**Divisional Round at Indianapolis (1/13/08):** Intercepted a QB Peyton Manning pass in the endzone.

COLLEGE: Two-time Mountain West Conference Defensive Player of Year and First-Team All-MWC honoree (2005-06)... tabbed a First-Team (senior) and Second-Team (junior) All-America recipient...named to Utah's Football Leadership Committee (2004) and earned freshman All-America recognition (2003)...became the only MWC player to score a passing, rushing, interception return and fumble recovery touchdown in a season (2006) and career...competed in 48 games (45 starts) at Utah, totaling 277 tackles (165 solo), a conference-record 18 interceptions (three returned for touchdowns), a school-record nine forced fumbles, 22.5 tackles for loss and 10 sacks...posted 64 stops (40 solo), a MWC-record-tying seven interceptions (second in school history), one forced fumble, three fumble recoveries, 2.5 tackles for loss and 1.0 sack as a senior in 2006... named Walter Camp National Player of Week after registering three interceptions (two returned for touchdowns) and one rushing score vs. San Diego State...majored in special education

at Utah.

PERSONAL: Weddle married his high school sweetheart, Chanel, in July 2005 and the couple has four children: Brooklyn, Silver, Gaige and Kamri...Chanel surprised Eric with the news that she was pregnant with Brooklyn on the day he was drafted...Chanel played soccer at Utah State...frequently plays basketball and golf and enjoys movie nights and bowling with his family...hit his first-ever hole-in-one in Jan. 2014 and has a single-digit handicap... distributed coats and warm weather gear to homeless men at the annual Helping Up Mission Coat Distribution in downtown Baltimore in 2017...joined teammates in serving as celebrity shoppers at the Ravens' annual Holiday Helpers events at Target to shop for holiday gifts with Baltimore youth in need...helped promote PLAY 60, the NFL movement for an active generation, by participating in an assembly at Summit Park Elementary School...joined Ravens alumni and teammates during former Raven Lardarius Webb's annual turkey distribution event to serve a warm meal to families in need...prepped at Alta Loma (CA) HS, where he was a two-time Mt. Baldy League Offensive and Defensive MVP, three-time all-league honoree, two-time All-California Interscholastic Federation recipient and Mt. Baldy Rookie of the Year...recorded 129 tackles, five interceptions, four forced fumbles, five fumble recoveries, 587 rushing yards, 965 passing yards and 27 overall touchdowns as a senior in 2002...also lettered in basketball and baseball...Weddle, whose grandmother is a two-time breast cancer survivor, supports awareness for the disease.

ERIC WEDDLE NFL STATISTICS

REGULAR SEASON

			Tackles					Interceptions					Fumbles		
Year	Team	G/S	Total	Solo	Asst.	Sacks	Yards	Int.	Yards	Long	TD	PD	FF	FR	Yards
2007	San Diego Chargers	15/0	48	37	11	1.0	5.0	1	0	0	0	6	0	0	0
2008	San Diego Chargers	16/16	125	103	22	1.0	3.0	1	3	3	0	5	0	1	86
2009	San Diego Chargers	13/13	82	68	14	1.5	9.5	2	44	31t	1	7	0	0	0
2010	San Diego Chargers	16/16	95	79	16	0.5	4.0	2	64	41t	1	10	0	0	0
2011	San Diego Chargers	16/16	84	66	18	0.0	0.0	7	89	26	0	11	0	0	0
2012	San Diego Chargers	16/16	97	83	14	1.0	0.0	3	52	23t	1	8	2	2	0
2013	San Diego Chargers	16/16	103	78	25	1.0	6.0	2	21	21	0	9	1	2	27
2014	San Diego Chargers	16/16	104	82	22	0.0	0.0	1	17	17	0	8	2	0	0
2015	San Diego Chargers	13/13	75	52	23	0.5	4.0	0	0	0	0	6	0	1	0
2016	Baltimore Ravens	16/16	89	48	41	1.0	5.0	4	92	53	0	13	1	0	0
2017	Baltimore Ravens	16/16	63	49	14	1.0	7.0	6	85	45t	1	8	2	1	0
2018	Baltimore Ravens	16/16	68	54	14	1.0	9.0	0	0	0	0	3	0	0	0
2019	Los Angeles Rams	8/8	59	35	24	0.0	0.0	0	0	0	0	3	0	0	0
Totals		**193/178**	**1,092**	**834**	**258**	**9.5**	**52.5**	**29**	**467**	**53**	**4**	**97**	**8**	**7**	**113**

POSTSEASON

			Tackles					Interceptions					Fumbles		
Year	Team	G/S	Total	Solo	Asst.	Sacks	Yards	Int.	Yards	Long	TD	PD	FF	FR	Yards
2007	San Diego Chargers	3/0	12	7	5	0.0	0.0	1	0	0	0	1	0	0	0
2008	San Diego Chargers	2/2	18	15	3	1.0	4.0	0	0	0	0	3	0	0	0
2009	San Diego Chargers	1/1	8	8	0	1.0	7.0	0	0	0	0	0	0	0	0
2013	San Diego Chargers	2/2	10	6	4	0.0	0.0	0	0	0	0	1	0	0	0
2018	Baltimore Ravens	1/1	7	7	0	0.0	0.0	0	0	0	0	0	0	0	0
Totals		**9/6**	**55**	**43**	**12**	**2.0**	**11.0**	**1**	**0**	**0**	**0**	**5**	**0**	**0**	**0**

Regular Season Single Game Highs:
Total Tackles – 16, at Cincinnati (12/26/10)
Sacks – 1.0, eight times, last at Cleveland (10/7/18)
Interceptions – 2, at Kansas City (10/31/11)
Passes Defensed – 3, vs. Denver (12/6/15)

Special Teams Tackles: (38): 2007 (6); 2008 (2); 2010 (1); 2011 (4); 2013 (12); 2014 (10); 2015 (3)

Additional Career Statistics: Returned a punt for 18 yards vs. Pit. (11/4/18); Has 2 fumble recoveries in 2012 (10/15/12 vs. Den. and 10/28/12 at Cle.)

ERIC WEDDLE GAME-BY-GAME

2019 Los Angeles Rams

Game	W/L	P/S	T	S	A	Sk	Yds	Int	Yds	Lg	TD	PD	FF	FR	Yds
at Car 9/8	W	1/1	6	2	4	0.0	0.0	0	0	0	0	0	0	0	0
NO 9/15	W	1/1	7	5	2	0.0	0.0	0	0	0	0	1	0	0	0
at Cle 9/22	W	1/1	6	3	3	0.0	0.0	0	0	0	0	0	0	0	0
TB 9/29	L	1/1	15	10	5	0.0	0.0	0	0	0	0	2	0	0	0
at Sea 10/3	L	1/1	7	4	3	0.0	0.0	0	0	0	0	0	0	0	0
SF 10/13	L	1/1	10	4	6	0.0	0.0	0	0	0	0	0	0	0	0
at Atl 10/20	W	1/1	2	1	1	0.0	0.0	0	0	0	0	0	0	0	0
Cin 10/27	W	1/1	6	6	0	0.0	0.0	0	0	0	0	0	0	0	0
at Pit 11/10															
Chi 11/17															
Bal 11/25															
at Ari 12/1															
Sea 12/8															
at Dal 12/15															
at SF TBD															
Ari 12/29															
Totals	**5-3**	**8/8**	**59**	**35**	**24**	**0.0**	**0.0**	**0**	**0**	**0**	**0**	**3**	**0**	**0**	**0**

2018 Baltimore Ravens

Game	W/L	P/S	T	S	A	Sk	Yds	Int	Yds	Lg	TD	PD	FF	FR	Yds
Buf 9/9	W	1/1	0	0	0	0.0	0.0	0	0	0	0	0	0	0	0
at Cin 9/13	L	1/1	7	6	1	0.0	0.0	0	0	0	0	1	0	0	0
Den 9/23	W	1/1	5	4	1	0.0	0.0	0	0	0	0	0	0	0	0
at Pit 9/30	W	1/1	4	4	0	0.0	0.0	0	0	0	0	0	0	0	0
at Cle 10/7	L	1/1	8	7	1	1.0	9.0	0	0	0	0	0	0	0	0
at Ten 10/14	W	1/1	4	2	2	0.0	0.0	0	0	0	0	0	0	0	0
NO 10/21	L	1/1	7	5	2	0.0	0.0	0	0	0	0	0	0	0	0
at Car 10/28	L	1/1	6	5	1	0.0	0.0	0	0	0	0	0	0	0	0
Pit 11/4	L	1/1	7	6	1	0.0	0.0	0	0	0	0	0	0	0	0
Cin 11/18	W	1/1	1	1	0	0.0	0.0	0	0	0	0	0	0	0	0
Oak 11/25	W	1/1	3	3	0	0.0	0.0	0	0	0	0	0	0	0	0
at Atl 12/2	W	1/1	2	2	0	0.0	0.0	0	0	0	0	1	0	0	0
at KC 12/9	L	1/1	6	5	1	0.0	0.0	0	0	0	0	1	0	0	0
TB 12/16	W	1/1	5	2	3	0.0	0.0	0	0	0	0	0	0	0	0
at LAC 12/22	W	1/1	2	2	0	0.0	0.0	0	0	0	0	0	0	0	0
Cle 12/30	W	1/1	1	0	1	0.0	0.0	0	0	0	0	0	0	0	0
Totals	**10-6**	**16/16**	**68**	**54**	**14**	**1.0**	**9.0**	**0**	**0**	**0**	**0**	**3**	**0**	**0**	**0**

2018 Postseason

Game	W/L	P/S	T	S	A	Sk	Yds	Int	Yds	Lg	TD	PD	FF	FR	Yds
LAC 1/6/19 *	L	1/1	7	7	0	0.0	0.0	0	0	0	0	0	0	0	0
Totals	**0-1**	**1/1**	**7**	**7**	**0**	**0.0**	**0.0**	**0**	**0**	**0**	**0**	**0**	**0**	**0**	**0**

* Denotes AFC Wild Card Round

2017 Baltimore Ravens

Game	W/L	P/S	T	S	A	Sk	Yds	Int	Yds	Lg	TD	PD	FF	FR	Yds
at Cin 9/10	W	1/1	2	1	1	0.0	0.0	0	0	0	0	0	0	0	0
Cle 9/17	W	1/1	4	4	0	0.0	0.0	1	2	2	0	1	0	0	0
at Jax 9/24	L	1/1	4	4	0	0.0	0.0	0	0	0	0	0	0	0	0
Pit 10/1	L	1/1	8	4	4	0.0	0.0	1	0	0	0	2	0	0	0
at Oak 10/8	W	1/1	7	4	3	0.0	0.0	0	0	0	0	1	0	0	0
Chi 10/15	L	1/1	5	5	0	0.0	0.0	0	0	0	0	0	1	0	0
at Min 10/22	L	1/1	3	2	1	0.0	0.0	0	0	0	0	0	0	0	0
Mia 10/26	W	1/1	3	3	0	0.0	0.0	0	0	0	0	0	0	0	0
at Ten 11/5	L	1/1	4	4	0	0.0	0.0	1	22	0	0	1	0	0	0
at GB 11/19	W	1/1	4	4	0	0.0	0.0	1	3	0	0	1	0	0	0
Hou 11/27	W	1/1	5	5	0	0.0	0.0	0	0	0	0	0	0	0	0
Det 12/3	W	1/1	3	2	1	1.0	7.0	1	45	45t	1	1	1	0	0
at Pit 12/10	L	1/1	6	3	3	0.0	0.0	0	0	0	0	0	0	0	0
at Cle 12/17	W	1/1	2	1	1	0.0	0.0	1	13	13	0	1	0	0	0
Ind 12/23	W	1/1	2	2	0	0.0	0.0	0	0	0	0	0	0	0	0
Cin 12/31	L	1/1	1	1	0	0.0	0.0	0	0	0	0	0	0	1	0
Totals	**9-7**	**16/16**	**63**	**49**	**14**	**1.0**	**7.0**	**6**	**85**	**45t**	**1**	**8**	**2**	**1**	**0**

2016 Baltimore Ravens

Game	W/L	P/S	T	S	A	Sk	Yds	Int	Yds	Lg	TD	PD	FF	FR	Yds
Buf 9/11	W	1/1	4	3	1	0.0	0.0	0	0	0	0	1	0	0	0
at Cle 9/18	W	1/1	6	5	1	0.0	0.0	1	0	0	0	1	0	0	0
at Jax 9/25	W	1/1	4	4	0	0.0	0.0	0	0	0	0	2	0	0	0
Oak 10/2	L	1/1	1	0	1	0.0	0.0	0	0	0	0	1	0	0	0
Was 10/9	L	1/1	5	1	4	0.0	0.0	0	0	0	0	0	0	0	0
at NYG 10/16	L	1/1	7	4	3	0.0	0.0	0	0	0	0	0	1	0	0
at NYJ 10/23	L	1/1	10	3	7	0.0	0.0	0	0	0	0	0	0	0	0
Pit 11/6	W	1/1	4	2	2	0.0	0.0	0	0	0	0	1	0	0	0
Cle 11/10	W	1/1	4	4	0	0.0	0.0	1	25	25	0	1	0	0	0
at Dal 11/20	L	1/1	6	4	2	0.0	0.0	0	0	0	0	0	0	0	0
Cin 11/27	W	1/1	7	5	2	0.0	0.0	0	0	0	0	1	0	0	0
Mia 12/4	W	1/1	3	2	1	0.0	0.0	1	53	53	0	2	0	0	0
at NE 12/12	L	1/1	11	6	5	1.0	5.0	1	14	14	0	1	0	0	0
Phi 12/18	W	1/1	9	3	6	0.0	0.0	0	0	0	0	0	0	0	0
at Pit 12/25	L	1/1	4	2	2	0.0	0.0	0	0	0	0	1	0	0	0
at Cin 1/1/17	L	1/1	4	0	4	0.0	0.0	0	0	0	0	1	0	0	0
Totals	**8-8**	**16/16**	**89**	**48**	**41**	**1.0**	**5.0**	**4**	**91**	**53**	**0**	**13**	**1**	**0**	**0**

2015 San Diego Chargers

Game	W/L	P/S	T	S	A	Sk	Yds	Int	Yds	Lg	TD	PD	FF	FR	Yds
Det 9/13	W	1/1	7	7	0	0.0	0.0	0	0	0	0	2	0	0	0
at Cin 9/20	L	1/1	10	7	3	0.0	0.0	0	0	0	0	0	0	0	0
at Min 9/27	L	1/1	8	6	2	0.0	0.0	0	0	0	0	0	0	0	0
Cle 10/4	W	1/1	10	6	4	0.5	4.0	0	0	0	0	0	0	0	0
Pit 10/12	L	1/1	3	1	2	0.0	0.0	0	0	0	0	0	0	0	0
at GB 10/18	L	1/1	2	2	0	0.0	0.0	0	0	0	0	0	0	0	0
Oak 10/25	L						Inactive								
at Bal 11/1	L						Inactive								
Chi 11/9	L	1/1	13	9	4	0.0	0.0	0	0	0	0	0	0	1	0
KC 11/22	L	1/1	4	1	3	0.0	0.0	0	0	0	0	0	0	0	0
at Jax 11/29	W	1/1	4	4	0	0.0	0.0	0	0	0	0	0	0	0	0
Den 12/6	L	1/1	6	4	2	0.0	0.0	0	0	0	0	3	0	0	0
at KC 12/13	L	1/1	3	3	0	0.0	0.0	0	0	0	0	0	0	0	0
Mia 12/20	W	1/1	2	1	1	0.0	0.0	0	0	0	0	1	0	0	0
at Oak 12/24	L	1/1	3	1	2	0.0	0.0	0	0	0	0	0	0	0	0
at Den 1/3/16	L						Inactive								
Totals	**4-12**	**13/13**	**75**	**52**	**23**	**0.5**	**4.0**	**0**	**0**	**0**	**0**	**6**	**0**	**1**	**0**

2014 San Diego Chargers

Game	W/L	P/S	T	S	A	Sk	Yds	Int	Yds	Lg	TD	PD	FF	FR	Yds
at Ari 9/8	L	1/1	4	3	1	0.0	0.0	0	0	0	0	2	0	0	0
Sea 9/14	W	1/1	4	3	1	0.0	0.0	0	0	0	0	0	0	0	0
at Buf 9/21	W	1/1	10	9	1	0.0	0.0	0	0	0	0	1	0	0	0
Jax 9/28	W	1/1	4	3	1	0.0	0.0	1	17	17	0	1	0	0	0
NYJ 10/5	W	1/1	4	4	0	0.0	0.0	0	0	0	0	1	0	0	0
at Oak 10/12	W	1/1	7	3	4	0.0	0.0	0	0	0	0	1	0	0	0
KC 10/19	L	1/1	10	8	2	0.0	0.0	0	0	0	0	0	0	0	0
at Den 10/23	L	1/1	11	9	2	0.0	0.0	0	0	0	0	0	1	0	0
at Mia 11/2	L	1/1	5	5	0	0.0	0.0	0	0	0	0	0	0	0	0
Oak 11/16	W	1/1	4	3	1	0.0	0.0	0	0	0	0	1	0	0	0
StL 11/23	W	1/1	9	6	3	0.0	0.0	0	0	0	0	1	0	0	0
at Bal 11/30	W	1/1	4	2	2	0.0	0.0	0	0	0	0	0	0	0	0
NE 12/7	L	1/1	6	5	1	0.0	0.0	0	0	0	0	0	0	0	0
Den 12/14	L	1/1	8	7	1	0.0	0.0	0	0	0	0	0	0	0	0
at SF 12/20	W	1/1	9	7	2	0.0	0.0	0	0	0	0	0	1	0	0
at KC 12/28	L	1/1	5	5	0	0.0	0.0	0	0	0	0	0	0	0	0
Totals	**9-7**	**16/16**	**104**	**82**	**22**	**0.0**	**0.0**	**1**	**17**	**17**	**0**	**8**	**2**	**0**	**0**

2013 San Diego Chargers

Game	W/L	P/S	T	S	A	Sk	Yds	Int	Yds	Lg	TD	PD	FF	FR	Yds
Hou 9/9	L	1/1	9	7	2	0.0	0.0	0	0	0	0	1	0	0	0
at Phi 9/15	W	1/1	3	3	0	0.0	0.0	0	0	0	0	1	0	0	0
at Ten 9/22	L	1/1	9	6	3	0.0	0.0	0	0	0	0	1	0	0	0
Dal 9/29	W	1/1	6	4	2	0.0	0.0	0	0	0	0	1	0	0	0
at Oak 10/6	L	1/1	5	3	2	0.0	0.0	0	0	0	0	0	0	0	0
Ind 10/14	W	1/1	5	4	1	0.0	0.0	0	0	0	0	1	0	0	0
at Jax 10/20	W	1/1	5	5	0	0.0	0.0	0	0	0	0	0	0	0	0
at Was 11/3	L	1/1	14	8	6	0.0	0.0	0	0	0	0	0	0	0	0
Den 11/10	L	1/1	7	4	3	0.0	0.0	0	0	0	0	0	0	0	0
at Mia 11/17	L	1/1	7	7	0	1.0	6.0	0	0	0	0	1	0	0	0
at KC 11/24	W	1/1	5	5	0	0.0	0.0	0	0	0	0	0	1	1	0
Cin 12/1	L	1/1	6	5	1	0.0	0.0	1	21	21	0	1	0	1	27
NYG 12/8	W	1/1	4	4	0	0.0	0.0	0	0	0	0	0	0	0	0
at Den 12/12	W	1/1	2	2	0	0.0	0.0	0	0	0	0	1	0	0	0
Oak 12/22	W	1/1	4	2	2	0.0	0.0	1	0	0	0	1	0	0	0
KC 12/29	W	1/1	12	9	3	0.0	0.0	0	0	0	0	0	0	0	0
Totals	**9-7**	**16/16**	**103**	**78**	**25**	**1.0**	**6.0**	**2**	**21**	**21**	**0**	**9**	**1**	**2**	**27**

2012 San Diego Chargers

Game	W/L	P/S	T	S	A	Sk	Yds	Int	Yds	Lg	TD	PD	FF	FR	Yds
at Oak 9/10	W	1/1	7	7	0	0.0	0.0	0	0	0	0	0	0	0	0
Ten 9/16	W	1/1	3	3	0	0.0	0.0	1	8	8	0	1	0	0	0
Atl 9/23	L	1/1	5	3	2	0.0	0.0	0	0	0	0	0	0	0	0
at KC 9/30	W	1/1	5	3	2	0.0	0.0	1	21	21	0	1	0	0	0
at NO 10/7	L	1/1	7	6	1	1.0	0.0	0	0	0	0	0	1	0	0
Den 10/15	L	1/1	6	5	1	0.0	0.0	0	0	0	0	1	0	1	0
at Cle 10/28	L	1/1	6	5	1	0.0	0.0	0	0	0	0	1	1	1	0
KC 11/1	W	1/1	7	7	0	0.0	0.0	0	0	0	0	0	0	0	0
at TB 11/11	L	1/1	5	5	0	0.0	0.0	0	0	0	0	0	0	0	0
at Den 11/18	L	1/1	6	5	1	0.0	0.0	1	23t	23t	1	1	0	0	0
Bal 11/25	L	1/1	7	6	1	0.0	0.0	0	0	0	0	1	0	0	0
Cin 12/2	L	1/1	3	3	0	0.0	0.0	0	0	0	0	0	0	0	0
at Pit 12/9	W	1/1	5	4	1	0.0	0.0	0	0	0	0	2	0	0	0
Car 12/16	L	1/1	10	7	3	0.0	0.0	0	0	0	0	0	0	0	0
at NYJ 12/23	W	1/1	7	7	0	0.0	0.0	0	0	0	0	0	0	0	0
Oak 12/30	W	1/1	8	7	1	0.0	0.0	0	0	0	0	0	0	0	0
Totals	**7-9**	**16/16**	**97**	**83**	**14**	**1.0**	**0.0**	**3**	**52**	**23t**	**1**	**8**	**2**	**2**	**0**

2013 Postseason

Game	W/L	P/S	T	S	A	Sk	Yds	Int	Yds	Lg	TD	PD	FF	FR	Yds
at Cin 1/5/14 *	W	1/1	5	3	2	0.0	0.0	0	0	0	0	1	0	0	0
at Den 1/12/14 ^	L	1/1	5	3	2	0.0	0.0	0	0	0	0	0	0	0	0
Totals	**1-1**	**2/2**	**10**	**6**	**4**	**0.0**	**0.0**	**0**	**0**	**0**	**0**	**1**	**0**	**0**	**0**

* Denotes AFC Wildcard Round, ^ denotes AFC Divisional Round

ERIC WEDDLE GAME-BY-GAME CONT.

2011 San Diego Chargers

Game	W/L	P/S	T	S	A	Sk	Yds	Int	Yds	Lg	TD	PD	FF	FR	Yds
Min 9/11	W	1/1	4	3	1	0.0	0.0	0	0	0	0	0	0	0	0
at NE 9/18	L	1/1	11	8	3	0.0	0.0	0	0	0	0	0	0	0	0
KC 9/25	W	1/1	3	2	1	0.0	0.0	1	0	0	0	1	0	0	0
Mia 10/2	W	1/1	8	6	2	0.0	0.0	1	20	20	0	1	0	0	0
at Den 10/9	W	1/1	2	2	0	0.0	0.0	0	0	0	0	1	0	0	0
at NYJ 10/23	L	1/1	6	5	1	0.0	0.0	1	25	25	0	1	0	0	0
at KC 10/31	L	1/1	7	7	0	0.0	0.0	2	18	11	0	2	0	0	0
GB 11/6	L	1/1	2	1	1	0.0	0.0	0	0	0	0	0	0	0	0
Oak 11/10	L	1/1	9	7	2	0.0	0.0	0	0	0	0	0	0	0	0
at Chi 11/20	L	1/1	4	4	0	0.0	0.0	0	0	0	0	0	0	0	0
Den 11/27	L	1/1	6	4	2	0.0	0.0	0	0	0	0	0	0	0	0
at Jax 12/5	W	1/1	4	4	0	0.0	0.0	1	0	0	0	1	0	0	0
Buf 12/11	W	1/1	3	2	1	0.0	0.0	1	26	26	0	1	0	0	0
Bal 12/18	W	1/1	4	4	0	0.0	0.0	0	0	0	0	1	0	0	0
at Det 12/24	L	1/1	6	3	3	0.0	0.0	0	0	0	0	2	0	0	0
at Oak 1/1/12	W	1/1	5	4	1	0.0	0.0	0	0	0	0	0	0	0	0
Totals	**8-8**	**16/16**	**84**	**66**	**18**	**0.0**	**0.0**	**7**	**89**	**26**	**0**	**11**	**0**	**0**	**0**

2010 San Diego Chargers

Game	W/L	P/S	T	S	A	Sk	Yds	Int	Yds	Lg	TD	PD	FF	FR	Yds
at KC 9/13	L	1/1	1	1	0	0.0	0.0	0	0	0	0	1	0	0	0
Jax 9/19	W	1/1	5	3	2	0.5	4.0	0	0	0	0	0	0	0	0
at Sea 9/26	L	1/1	6	6	0	0.0	0.0	0	0	0	0	0	0	0	0
Ari 10/3	W	1/1	1	1	0	0.0	0.0	0	0	0	0	0	0	0	0
at Oak 10/10	L	1/1	3	2	1	0.0	0.0	0	0	0	0	0	0	0	0
at StL 10/17	L	1/1	12	11	1	0.0	0.0	0	0	0	0	1	0	0	0
NE 10/24	L	1/1	5	3	2	0.0	0.0	0	0	0	0	0	0	0	0
Ten 10/31	W	1/1	11	10	1	0.0	0.0	0	0	0	0	1	0	0	0
at Hou 11/7	W	1/1	8	7	1	0.0	0.0	0	0	0	0	2	0	0	0
Den 11/22	W	1/1	3	2	1	0.0	0.0	0	0	0	0	1	0	0	0
at Ind 11/28	W	1/1	4	4	0	0.0	0.0	1	41t	41t	1	2	0	0	0
Oak 12/5	L	1/1	6	5	1	0.0	0.0	0	0	0	0	0	0	0	0
KC 12/12	W	1/1	3	3	0	0.0	0.0	0	0	0	0	0	0	0	0
SF 12/16	W	1/1	5	5	0	0.0	0.0	0	0	0	0	0	0	0	0
at Cin 12/26	L	1/1	16	11	5	0.0	0.0	0	0	0	0	1	0	0	0
at Den 1/2/11	W	1/1	6	5	1	0.0	0.0	1	23	23	0	1	0	0	0
Totals	**9-7**	**16/16**	**95**	**79**	**16**	**0.5**	**4.0**	**2**	**64**	**41t**	**1**	**10**	**0**	**0**	**0**

2009 San Diego Chargers

Game	W/L	P/S	T	S	A	Sk	Yds	Int	Yds	Lg	TD	PD	FF	FR	Yds
at Oak 9/14	W	1/1	6	5	1	0.0	0.0	0	0	0	0	1	0	0	0
Bal 9/20	L	1/1	10	9	1	0.0	0.0	0	0	0	0	0	0	0	0
Mia 9/27	W	1/1	7	6	1	0.0	0.0	1	31t	31t	1	1	0	0	0
at Pit 10/4	L	1/1	7	5	2	0.0	0.0	0	0	0	0	0	0	0	0
Den 10/19	L	1/1	5	5	0	0.0	0.0	0	0	0	0	0	0	0	0
at KC 10/25	W	1/1	3	3	0	1.0	6.0	0	0	0	0	1	0	0	0
Oak 11/1	W	1/1	8	5	3	0.0	0.0	0	0	0	0	1	0	0	0
at NYG 11/8	W	1/1	9	8	1	0.0	0.0	0	0	0	0	0	0	0	0
Phi 11/15	W	1/1	6	5	1	0.0	0.0	0	0	0	0	1	0	0	0
at Den 11/22	W	1/1	7	5	2	0.5	3.5	0	0	0	0	0	0	0	0
KC 11/29	W	1/1	2	2	0	0.0	0.0	0	0	0	0	0	0	0	0
at Cle 12/6	W						Inactive								
at Dal 12/13	W						Inactive								
Cin 12/20	W	1/1	8	7	1	0.0	0.0	0	0	0	0	0	0	0	0
at Ten 12/25	W	1/1	4	3	1	0.0	0.0	1	13	13	0	2	0	0	0
Was 1/3/10	W						Inactive								
Totals	**13-3**	**13/13**	**82**	**68**	**14**	**1.5**	**9.5**	**2**	**44**	**31t**	**1**	**7**	**0**	**0**	**0**

2008 San Diego Chargers

Game	W/L	P/S	T	S	A	Sk	Yds	Int	Yds	Lg	TD	PD	FF	FR	Yds
Car 9/7	L	1/1	11	7	4	0.0	0.0	0	0	0	0	1	0	0	0
at Den 9/14	L	1/1	4	3	1	0.0	0.0	0	0	0	0	0	0	0	0
NYJ 9/22	W	1/1	7	5	2	0.0	0.0	1	3	3	0	1	0	0	0
at Oak 9/28	W	1/1	7	7	0	0.0	0.0	0	0	0	0	0	0	0	0
at Mia 10/5	L	1/1	10	8	2	0.0	0.0	0	0	0	0	0	0	0	0
NE 10/12	W	1/1	10	10	0	0.0	0.0	0	0	0	0	0	1	0	0
at Buf 10/19	L	1/1	9	7	2	0.0	0.0	0	0	0	0	1	0	0	0
at NO 10/26	L	1/1	4	4	0	0.0	0.0	0	0	0	0	0	0	0	0
KC 11/9	W	1/1	4	4	0	1.0	3.0	0	0	0	0	0	0	0	0
at Pit 11/16	L	1/1	11	7	4	0.0	0.0	0	0	0	0	0	0	0	0
Ind 11/23	L	1/1	10	8	2	0.0	0.0	0	0	0	0	0	0	0	0
Atl 11/30	L	1/1	10	7	3	0.0	0.0	0	0	0	0	0	0	1	86
Oak 12/4	W	1/1	3	3	0	0.0	0.0	0	0	0	0	0	0	0	0
at KC 12/14	W	1/1	5	5	0	0.0	0.0	0	0	0	0	0	0	0	0
at TB 12/21	W	1/1	9	8	1	0.0	0.0	0	0	0	0	1	0	0	0
at Den 12/28	W	1/1	11	10	1	0.0	0.0	0	0	0	0	1	0	0	0
Totals	**8-8**	**16/16**	**125**	**103**	**22**	**1.0**	**3.0**	**1**	**3**	**3**	**0**	**5**	**0**	**1**	**86**

2009 Postseason

Game	W/L	P/S	T	S	A	Sk	Yds	Int	Yds	Lg	TD	PD	FF	FR	Yds
NYJ 1/17/10 *	L	1/1	8	8	0	1.0	7.0	0	0	0	0	0	0	0	0
Totals	**0-1**	**1/1**	**8**	**8**	**0**	**1.0**	**7.0**	**0**	**0**	**0**	**0**	**0**	**0**	**0**	**0**

* Denotes AFC Divisional Round

2008 Postseason

Game	W/L	P/S	T	S	A	Sk	Yds	Int	Yds	Lg	TD	PD	FF	FR	Yds
Ind 1/3/09 *	W	1/1	7	6	1	0.0	0.0	0	0	0	0	3	0	0	0
at Pit 1/11/19 ^	L	1/1	11	9	2	1.0	4.0	0	0	0	0	0	0	0	0
Totals	**1-1**	**2/2**	**18**	**15**	**3**	**1.0**	**4.0**	**0**	**0**	**0**	**0**	**3**	**0**	**0**	**0**

* Denotes AFC Wildcard Round, ^ denotes AFC Divisional Round

2007 San Diego Chargers

Game	W/L	P/S	T	S	A	Sk	Yds	Int	Yds	Lg	TD	PD	FF	FR	Yds
Chi 9/9	W	1/1	4	4	0	1.0	5.0	0	0	0	0	0	0	0	0
at NE 9/16	L	1/1	5	3	2	0.0	0.0	0	0	0	0	0	0	0	0
at GB 9/23	L	1/1	2	1	1	0.0	0.0	0	0	0	0	0	0	0	0
KC 9/30	L	1/1	2	2	0	0.0	0.0	0	0	0	0	0	0	0	0
at Den 10/7	W	1/1	3	1	2	0.0	0.0	0	0	0	0	1	0	0	0
Oak 10/14	W	1/1	5	5	0	0.0	0.0	0	0	0	0	0	0	0	0
Hou 10/28	W	1/1	4	3	1	0.0	0.0	1	0	0	0	1	0	0	0
at Min 11/4	L	1/1	1	1	0	0.0	0.0	0	0	0	0	0	0	0	0
Ind 11/11	W	1/1	4	3	1	0.0	0.0	0	0	0	0	1	0	0	0
at Jax 11/18	L						Inactive								
Bal 11/25	W	1/1	2	2	0	0.0	0.0	0	0	0	0	1	0	0	0
at KC 12/2	W	1/1	4	3	1	0.0	0.0	0	0	0	0	0	0	0	0
at Ten 12/9	W	1/1	4	3	1	0.0	0.0	0	0	0	0	0	0	0	0
Det 12/16	W	1/1	1	1	0	0.0	0.0	0	0	0	0	1	0	0	0
Den 12/24	W	1/1	1	0	1	0.0	0.0	0	0	0	0	1	0	0	0
at Oak 12/30	W	1/1	6	5	1	0.0	0.0	0	0	0	0	0	0	0	0
Totals	**11-5**	**15/15**	**48**	**37**	**11**	**1.0**	**5.0**	**1**	**0**	**0**	**0**	**6**	**0**	**0**	**0**

2007 Postseason

Game	W/L	P/S	T	S	A	Sk	Yds	Int	Yds	Lg	TD	PD	FF	FR	Yds
Ten 1/6/08 *	W	1/0	0	0	0	0.0	0.0	0	0	0	0	0	0	0	0
at Ind 1/13/08 ^	W	1/0	5	2	3	0.0	0.0	1	0	0	0	1	0	0	0
at NE 1/20/08 !	L	1/0	7	5	2	0.0	0.0	0	0	0	0	0	0	0	0
Totals	**2-1**	**3/0**	**12**	**7**	**5**	**0.0**	**0.0**	**1**	**0**	**0**	**0**	**1**	**0**	**0**	**0**

* Denotes AFC Wildcard Round, ^ denotes AFC Divisional Round, ! denotes AFC Champ.



77 ANDREW WHITWORTH

Tackle // LSU // Monroe, La.

Ht./Wt.: 6-7/330
NFL Exp.: 14th (3rd Rams)
GP/GS: 207/203, (Playoffs): (10/10)
Birth Date: 12/12/1981
Acquired: FA-2017

TRANSACTIONS: Signed with Rams as a free agent (3/9/17)... signed contract extension with Bengals (9/23/15)...signed contract extension with Bengals (8/31/11)...signed contract extension with Bengals (7/27/08)...signed with Bengals (7/29/06)...selected by Cincinnati in the second round of 2006 NFL Draft (55th overall)... and named to the PFWA All-NFL Team in 2017.

PRO: 14th-year pro has competed in 207 regular season games with 203 starts and started all 10 postseason contests...four-time NFL Pro Bowler (2013, 2016, 2017, 2018)...named to the *Associated Press* All-Pro team in 2015...recorded three seasons with allowing only 1.0 sack or less (2007, 2014, 2016)...registered nine seasons (2006-2007, 2009, 2011-2015, 2018) in which his pass blocking has produced a 1,000 yard receiver...registered six seasons in which he blocked for three different 1,000-yard rushers (R.Johnson: 2006, C.Benson: 2009-2011, B.Green-Ellis: 2012, T. Gurley: 2017-18)...one of 12 players that has recorded wins against all NFL teams with a Week 8 win over Cincinnati Bengals...named the Rams 2018 Walter Payton Man of the Year for his commitment to contributing off the field.

2019 SEASON: Entering his third season with the Rams as a captain...**vs. Cincinnati (10/27):** Started at left tackle and played 57 offensive snaps...became one of twelve players in NFL history to record a win against all NFL teams...contributed to an offensive line that helped gain 470 total offensive yards without surrendering a sack...**at Atlanta (10/20):** Started at left tackle and played 72 offensive snaps...contributed to an offensive line that helped gain 381 total offensive yards without surrendering a sack...**San Francisco (10/13):** Appeared in all 53 snaps on offense...**at Seattle (10/3):** Started his 200th career game... helped provide time for QB Jared Goff to throw for 395 with no sacks allowed...**vs. Tampa Bay (9/29):** Appeared in every offensive snap...helped protect QB Jared Goff to throw for over 500 yards...**at Cleveland (9/22):** Appeared in all 66 offensive plays...helped protect QB Jared Goff to throw for 269 yards... **vs. New Orleans (9/15):** Started at left tackle and played all 70 offensive snaps...contributed to an offensive line that helped gain 380 total offensive yards...**at Carolina (9/8):** Played all 77 offesnive snaps...protected QB Jared Goff to complete 23 passes for 186 yards.

2018 SEASON: Played in all 16 games...was part of an offensive line that was named the Built Ford Tough Offensive Line of the Year...helped protect QB Jared Goff to throw for 4,688 yards and 32 touchdowns...**at Oakland (9/10):** Played all 63 offensive snaps...helped open up rushing lanes for RB Todd Gurley II to rush for 108 yards...**vs. Arizona (9/16):** Played in all 72 offensive snaps...protected QB Jared Goff to complete 24 passes for 354 yards...**vs. Chargers (9/23):** Appeared in 74 offensive snaps... helped the offense gain over 500 total yards...**vs. Minnesota (9/27):** Started at left tackle for all 55 offensive snaps...contributed to an offensive line that helped gain 556 total offensive yards... **at Seattle (10/7):** Played in all 66 offensive snaps...helped protect QB Jared Goff to throw for 321 yards...**at Denver (10/14):** Helped the offense gain 444 total yards...**at San Francisco (10/21):** Helped RB Todd Gurley II total three touchdowns and reach his 10th-consecutive game with a touchdown...**vs. Green Bay (10/28):** Appeared in all 78 offensive plays...guided the offense to gain 416 total yards...**at New Orleans (11/4):**

Provided enough time for QB Jared Goff to throw for 391 yards... **vs. Seattle (11/11):** Appeared in all 65 offensive plays...helped guide the offense to gain 456 total yards and four touchdowns... **vs. Kansas City (11/19):** Appeared in all 80 offensive plays... helped protect QB Jared Goff to throw for over 400 yards...**at Detroit (12/2):** Appeared in all 69 offensive plays...protected RB Todd Gurley II to rush for two touchdowns...**at Arizona (12/23):** Appeared in 60 offensive plays...helped protect QB Jared Goff to rush for one touchdown...**vs. San Francisco (12/30):** Appeared in 26 offensive plays before exiting the game due to an injury in the second quarter...**Divisional Round vs. Dallas (1/12/19):** Appeared in all 79 offensive plays...helped pave the way for the Rams to rush for 273 yards, a postseason franchise record... **Championship Round at New Orleans (1/20/19):** Appeared in all 69 offensive plays...protected QB Jared Goff to complete 25 passes...**Super Bowl LIII (2/3/19):** Appeared in all 65 offensive plays.

2017 SEASON: Key part of the offensive line that helped the offense post 51 touchdowns...all five offensive linemen started 16 games, including the postseason...named Pro Bowl alternate...**at San Francisco (9/21):** Played all 67 offensive snaps, and paved the way for RB Todd Gurley who scored three total touchdowns... **at Dallas (10/1):** Played all 69 offensive snaps...helped give QB Jared Goff time in the pocket to throw for 255 yards and two touchdowns...**at New York Giants (11/5):** Goff had zero hits or sacks and threw for 311 yards and four touchdowns...**at Seattle (12/17):** Was a part of an offensive line unit that allowed RB Todd Gurley II to amass 180 yards from scrimmage and four touchdowns...**at Tennessee (12/24):** Helped pave the way for RB Todd Gurley who tallied 118 yards rushing and 158 receiving yards...**Wild Card vs. Atlanta (1/6/18):** Started at left tackle... helped pave the way for RB Todd Gurley II who notched 101 yards rushing on 14 carries.

2016 SEASON: Started all 16 regular season games at left tackle... earned a Pro Bowl nod for the second-consecutive season, third time in his career...**at New York Jets (9/11):** Contributed to an offensive line unit that helped QB Andy Dalton throw for 366 yards...**at Pittsburgh (9/18):** Blocked the blindside of QB Andy Dalton to produce 366 yards through the air...**vs. Denver (9/25):** Blocked for a rushing attack that totaled 143 net yards...**vs. Miami (9/29):** Helped the offense control possession for 38:02.

2015 SEASON: Started at left tackle in all 16 regular season games, including one playoff start in an AFC Wild Card match-up versus Pittsburgh...received Pro Bowl honors for the second time in his career...named to the All-Pro team by the *Associated Press*...**vs. San Diego (9/20):** Recorded second-straight game without allowing a sack...paved the way for an offensive unit to

produced a 175-yard rushing output...**vs. Kansas City (10/4):** Contributed to an offensive line that allowed no sacks...helped guide Bengals to their first game in franchise history with more than 300 net passing yards (321) and four rushing touchdowns... **vs. Seattle (10/11):** Helped lead the rally from a 24-7 fourth-quarter deficit as Bengals became first team since Week 15 of the 2010 season to win after trailing by 17 or more in the final period.

2014 SEASON: Started 16 games at left tackle, including an AFC Wild Card playoff contest at Indianapolis...named first-team All-Pro by Peter King's *Monday Morning QB* and second-team All-Pro by *The Associated Press*...part of the protection that allowed no sacks in the first three games of the season, for first time in franchise history...helped lead a pass protection unit that helped the Bengals rank third in NFL in fewest sacks allowed (23) and least sack yardage allowed (130)...supported a rushing attack that ranked sixth in the league with 134.2 yards per game... **vs. Baltimore (10/26):** Helped power the way for three 1-yard touchdown runs in goal line situations, including the game-winning touchdown by QB Andy Dalton on fourth-and-1 play late in fourth quarter...**at Cleveland (12/14):** Contributed to an offense that powered 244 rushing yards, the highest rushing yardage total for the Bengals since Nov. 28, 2004 vs. Cleveland (253 yards)...**vs. Denver (12/22):** Paved the way for the offense to produce 207 rushing yards in a playoff-clinching win.

2013 SEASON: Started all 14 regular season games he appeared in, starting at left tackle and left guard positions, including the Wild Card playoff match-up against San Diego...**vs. New York Jets (10/27):** Contributed to pass protection that allowed only one sack, as QB Andy Dalton threw a career-best five touchdown passes...**vs. San Diego (1/5/14):** Aided a 439-yard offensive output in the AFC Wild Card playoffs.

2012 SEASON: Selected to the Pro Bowl for the first time in his career...helped RB BenJarvus Green-Ellis post an NFL-leading 14 conversions on third-and-1 rushing plays, with only one failure to convert...part of the run-blocking effort for Green-Ellis to gain at least 100 yards four times in a five-game stretch, only second instance of a Bengals back getting four 100-yarders in five games.

2011 SEASON: Started at left tackle in every regular season game, and the AFC Wild Card playoff contest at Houston.

2010 SEASON: Started all 16 games at the left tackle position... helped Cincinnati's offense rank second in the AFC and sixth in the NFL in fewest sacks allowed per passing attempt (one every 22.07 passing attempts).

2009 SEASON: Voted by teammates as a team captain...guided team to a single-season record of eight games with a 100-yard rusher, including an individual club mark of six by RB Cedric Benson...**at Baltimore (10/11):** Assisted RB Cedric Benson (27-for-120) to become first player in 40 games to rush for 100 yards against Baltimore...**vs. Chicago (10/25):** Paved the way for RB Cedric Benson's career-high 189 rushing yard output, while also aiding a sack-free performance up front...**vs. New York Jets (1/9/10):** Guided RB Cedric Benson to a Bengals postseason-record 169 rushing yards in an AFC Wild Card playoff game.

2008 SEASON: Started the first 10 games at left guard, but suffered a season-ending ankle injury in Week 11 vs. Philadelphia.

2007 SEASON: Started all 16 games of the regular season at both left tackle and left guard...played on 1,041-of-1,047 offensive team snaps (99.4 percent) as Bengals set club record for fewest sacks allowed (17).

2006 SEASON: Veterans' injuries opened the door for the rookie to make 12 starts among his 16 games played...made 10-of-12 starts at left tackle...**vs. Cleveland (9/17):** Earned first professional start in his second career game, opening at left guard.

COLLEGE: A pillar of the LSU offensive line from 2002-05, Whitworth never missed a game or a practice due to injury... closed career with the second-most starts (52) in NCAA Division I...played primarily left tackle and was credited with no sacks allowed as a senior, and only one as a junior...earned All-SEC First-Team honors as both a junior and senior, including a consensus nod as a senior...started every game as a sophomore in 2003 as LSU won the BCS national championship with a 13-1 mark...spent five years at LSU, including 2001 redshirt.

PERSONAL: Hometown is West Monroe, La...led West Monroe High School to three Class 5A state football titles, as a freshman, sophomore and senior...graduated from LSU in December 2005 with degree in general studies...former junior tennis champion in Louisiana, and is also an excellent golfer...a Bengals leader in community service, working through his BigWhit 77 Foundation... hosts a fund-raising golf tournament in Louisiana, and enjoys serving as a motivational speaker to youth groups, and is known for having personally reached out to families in need... married to his wife Melissa, with four children (twins Sarah and Drew, Michael, and Katherine).

Whitworth's Career Games/Starts:

Year	Teams	GP/GS
2019	Los Angeles Rams	8/8
2018	Los Angeles Rams	16/16
	Postseason	*3/3*
2017	Los Angeles Rams	15/15
	Postseason	*1/1*
2016	Cincinnati Bengals	16/16
2015	Cincinnati Bengals	16/16
	Postseason	*1/1*
2014	Cincinnati Bengals	16/16
	Postseason	*1/1*
2013	Cincinnati Bengals	14/14
	Postseason	*1/1*
2012	Cincinnati Bengals	16/16
	Postseason	*1/1*
2011	Cincinnati Bengals	16/16
	Postseason	*1/1*
2010	Cincinnati Bengals	16/16
2009	Cincinnati Bengals	16/16
	Postseason	*1/1*
2008	Cincinnati Bengals	10/10
2007	Cincinnati Bengals	16/16
2006	Cincinnati Bengals	16/12
Totals		**207/203**
	Postseason	***10/10***

31 DARIOUS WILLIAMS

Defensive Back // UAB // Jacksonville, Fl.

Ht./Wt.: 5-9/187
NFL Exp.: 2nd (2nd Rams)
GP/GS: 10/1, (Playoffs): (0/0)
Birth Date: 3/15/93
Acquired: W(BAL)-2018

TRANSACTIONS: Acquired via waivers by the Los Angeles Rams (10/8/18)...released by the Baltimore Ravens (10/6/18)...signed with the Ravens as a rookie free agent (5/4/18).
PRO: Made Rams debut (12/30/18)...was with the Baltimore Ravens through Weeks 1-5 of 2018...appeared in three games between Weeks 2-4 for Baltimore.
2019 SEASON: Entering his second season with the Rams... **vs. Cincinnati (10/27):** Appeared in 24 snaps on defense (29 percent) and 14 special teams plays (58 percent)...**at Atlanta (10/20):** Earned first-career start at cornerback...recovered a fumble on a punt return in the Falcons' endzone for a touchdown, his first career score...added two special teams tackles...**vs. San Francisco (10/13):** Appeared in 23 snaps on special teams (88 percent)...**at Seattle (10/3):** Appeared in 23 snaps on special teams (74 percent)...**vs. Tampa Bay (9/29):** Played 24 snaps (63 percent) on special teams...**at Cleveland (9/22):** Played 14 snaps (58 percent) on special teams...recorded one special teams tackle...**vs. New Orleans (9/15):** Declared inactive...**at Carolina (9/8):** Played 22 snaps (63 percent) on special teams in Week 1 win over Carolina...did not record any stats.

2018 SEASON: Played in three games (Weeks 2-4) with the Ravens...did not record any statistics...made Rams debut in the final game of the regular season...**vs. San Francisco (12/30):** Made first appearance as a Ram...played in four defensive plays and 16 special teams plays.

COLLEGE: Played two seasons at UAB...saw action in 25 games with 18 starts...totaled 75 tackles with 26 passes defensed and six interceptions...as a senior, named First-Team All-America by Pro Football Focus...earned First-Team All-Conference USA in 2017... in 2017, recorded 50 tackles (38 solo) and five interceptions returned for 80 yards...led the C-USA in passes defensed with 20 and was ranked fifth in the NCAA among the Football Bowl Subdivision...had a 41-yard pick-six at Southern Mississippi... recorded first fumble recovery at North Texas...had career-highs against Coastal Carolina in tackles (eight) and tackles for loss (three)...in 2016, the football program at UAB was reinstated, but no games were played...the football program was disbanded prior to the 2015 season...started in five games in 2014 during his first year with the Blazers...started career as a walk-on...studied communications and nutrition.
PERSONAL: Attended Creekside High School in Jacksonville, Fla....played basketball and track.

DARIOUS WILLIAMS NFL STATISTICS

REGULAR SEASON

			Tackles					Interceptions					Fumbles		
Year	Team	G/S	Total	Solo	Asst.	Sacks	Yards	Int.	Yards	Long	TD	PD	FF	FR	Yards
2018	Baltimore Ravens	3/0	0	0	0	0.0	0.0	0	0	0	0	0	0	0	0
2018	Los Angeles Rams	1/0	0	0	0	0.0	0.0	0	0	0	0	0	0	0	0
2019	Los Angeles Rams	7/0	0	0	0	0.0	0.0	0	0	0	0	0	0	1	0
Totals		**11/0**	**0**	**0**	**0**	**0.0**	**0.0**	**0**	**0**	**0**	**0**	**0**	**0**	**1**	**0**

POSTSEASON

			Tackles					Interceptions					Fumbles		
Year	Team	G/S	Total	Solo	Asst.	Sacks	Yards	Int.	Yards	Long	TD	PD	FF	FR	Yards
2018	Los Angeles Rams	0/0	0	0	0	0.0	0.0	0	0	0	0	0	0	0	0
Totals		**0/0**	**0**	**0**	**0**	**0.0**	**0.0**	**0**	**0**	**0**	**0**	**0**	**0**	**0**	**0**

Additional Career Statistics: Special Teams Tackles: Rams: 2019 (3), fumble recovery in the endzone for a touchdown (Week 7, 2019)

DARIOUS WILLIAMS GAME-BY-GAME

2019 Los Angeles Rams

Game	W/L	P/S	T	S	A	Sk	Yds	Int	Yds	Lg	TD	PD	FF	FR	Yds
at Car 9/8	W	1/0	0	0	0	0.0	0.0	0	0	0	0	0	0	0	0
NO 9/15	W	0/0					Inactive								
at Cle 9/22	W	1/0	0	0	0	0.0	0.0	0	0	0	0	0	0	0	0
TB 9/29	L	1/0	0	0	0	0.0	0.0	0	0	0	0	0	0	0	0
at Sea 10/3	L	1/0	0	0	0	0.0	0.0	0	0	0	0	0	0	0	0
SF 10/13	L	1/0	0	0	0	0.0	0.0	0	0	0	0	0	0	0	0
at Atl 10/20	W	1/0	0	0	0	0.0	0.0	0	0	0	0	0	0	1	0
Cin 10/27	W	1/0	0	0	0	0.0	0.0	0	0	0	0	0	0	0	0
at Pit 11/10															
Chi 11/17															
Bal 11/25															
at Ari 12/1															
Sea 12/8															
at Dal 12/15															
at SF TBD															
Ari 12/29															
Totals	**5-3**	**7/0**	**0**	**0**	**0**	**0.0**	**0.0**	**0**	**0**	**0**	**0**	**0**	**0**	**1**	**0**

2018 Los Angeles Rams

Game	W/L	P/S	T	S	A	Sk	Yds	Int	Yds	Lg	TD	PD	FF	FR	Yds
at Den10/14	W						Inactive								
at SF 10/21	W						Inactive								
GB 10/28	W						Inactive								
at NO 11/4	L						Inactive								
Sea 11/11	W						Inactive								
KC 11/19	W						Inactive								
at Det 12/2	W						Inactive								
at Chi 12/9	L						Inactive								
Phi 12/16	L						Inactive								
at Ari 12/23	W						Inactive								
SF 12/30	W	1/0	0	0	0	0.0	0.0	0	0	0	0	0	0	0	0
Totals	**8-3**	**1/0**	**0**	**0**	**0**	**0.0**	**0.0**	**0**	**0**	**0**	**0**	**0**	**0**	**0**	**0**

2018 Postseason

Game	W/L	P/S	T	S	A	Sk	Yds	Int	Yds	Lg	TD	PD	FF	FR	Yds
Dal 1/12/19 *	W	0/0					Inactive								
at NO 1/20/19 ^	W	0/0					Inactive								
NE 2/3/2019 !	L	0/0					Inactive								
Totals	**2-1**	**0/0**	**0**	**0**	**0**	**0.0**	**0.0**	**0**	**0**	**0**	**0**	**0**	**0**	**0**	**0**

* Denotes NFC Divisional Playoff Game, ^ Denotes NFC Championship Playoff Game,
! Denotes Super Bowl LIII



17 ROBERT WOODS

Wide Receiver // USC // Gardena, Calif.

Ht./Wt.: 6-0/195
NFL Exp.: 7th (3rd Rams)
GP/GS: 93/83, (Playoffs): (4/4)
Birth Date: 4/10/1992
Acquired: FA-2017

TRANSACTIONS: Signed by the Rams as a free agent (3/9/17)... selected by the Buffalo Bills in the second round (41st overall) of the 2013 NFL Draft (4/26/13).

PRO: Seventh-year wide receiver enters his third season with the Rams, after signing as a free agent prior to the 2017 season... hauled in the third-longest reception in franchise history, a 94-yard touchdown reception from QB Jared Goff vs. Houston (11/12/17)...has played in 93 regular season games with 83 starts in addition to four postseason starts...posted his first 1,000-plus yard season in the NFL in 2018.

2019 SEASON: vs. Cincinnati (10/27): Started at wide receiver... caught two passes for 36 yards with a long of 31 yards...rushed four times for six yards with a long of six yards...**at Atlanta (10/20):** Started at wide receiver...caught five passes for 80 yards with a long of 25 yards...rushed one time for 6 yards...**vs. San Francisco (10/13):** Started at wide receiver...recorded 16 rushing yards on two carries...scored his second career-rushing touchdown...**at Seattle (10/3):** Started at wide receiver...hauled in five receptions for 48 yards with a long of 17 yards...**vs. Tampa Bay (9/29):** Hauled in a season best 13 receptions for 164 yards... entered top-20 in franchise history with (2,307) receiving yards... **at Cleveland (9/22):** Recorded three receptions for 40 yards and rushed twice for 18 yards...**vs. New Orleans (9/15):** Started at wide receiver...caught two passes for 33 yards with a long of 19 yards...rushed one time for 9 yards...**at Carolina (9/8):** Started at wide receiver in Week 1 win...hauled in eight receptions for a team-high 70 yards...added 16 rushing yards on two carries.

2018 SEASON: Started all 16 regular season games at wide receiver...finished with a career-high in receiving yards (1,219), receptions (86) and touchdowns (six)...averaged 14.2 yards per reception...proved versatility by totaling 157 rushing yards on 19 carries and one rushing touchdown...**at Oakland (9/10):** Started at wide receiver...hauled in three receptions for 39 yards with a long 19-yard reception...**vs. Arizona (9/16):** Started at wide receiver... notched six receptions for 81 yards with a long 21-yard reception... **vs. Chargers (9/23):** Played in 74 offensive plays...led the team in receptions (10), receiving yards (104) and touchdowns (two)... marked his first 100-plus yard game of the season, sixth career... also his third career multi-touchdown game...tied two career-bests with 10 receptions and two touchdowns...added 13 rushing yards...**vs. Minnesota (9/27):** Caught all five targets for 101 yards and one touchdown...had his longest reception of the season (36 yards)...**at Seattle (10/7):** Recorded five receptions for a team-leading 92 yards...tallied a career-long 56-yard rush...rushed twice for 53 yards...**at Denver (10/14):** Led the team in receptions (seven) and receiving yards (109)...rushed the ball once for 12 yards...**at San Francisco (10/21):** Recorded his 300th career reception...led the team in receptions (five) and receiving yards (78) with a long of 32 yards...recorded one rushing attempt for six yards...**vs. Green Bay (10/28):** Caught five passes for 70 yards... **vs. New Orleans (11/4):** Had five receptions for 71 yards with a long of 19 yards...rushed the ball twice for four yards...**vs. Seattle (11/11):** Tallied four receptions for 89 yards...set a single-season career high in reception yards (832)...rushed the ball three times for 17 yards...**vs. Kansas City (11/19):** Caught four passes for 72 yards and one touchdown...**at Detroit (12/2):** Led the team in receptions (five) and reception yards (67)...had an eight-yard touchdown reception...rushed the ball twice for 11 yards...played one snap on special teams...**at Chicago (12/9):** Led the team in receptions (seven) and receiving yards (61)...eclipsed 1,000 total receiving yards , a new career best...**vs. Philadelphia (12/16):** Tallied seven receptions for 74 yards...rushed the ball once for 19 yards...recorded one offensive tackle...**at Arizona (12/23):** Led the team in receptions (six) and reception yards (89) with a long of 39 yards, which was a touchdown...rushed the ball twice for 15 yards and one touchdown...marked his first rushing touchdown of his career...**vs. San Francisco (12/30):** Had two receptions for 24 yards...rushed the ball once for one yard...**Divisional Round vs. Dallas (1/12/19):** Led the team in receptions (six) and reception yards (69)...rushed the ball once for nine yards...**Championship Round at New Orleans (1/20/19):** Tallied six receptions for 33 yards...**Super Bowl LIII (2/3/19):** Totaled five receptions for 70 yards...rushed the ball once for five yards.

2017 SEASON: Finished the regular season with a career-high in receiving yards (781) on 56 catches...tallied five touchdowns... **at San Francisco (9/21):** Started at wide receiver...hauled in six receptions for 108 yards with a long 31-yard reception...marked his fourth 100-plus yard receiving game of his career...**at New York Giants (11/5):** Started at wide receiver...hauled in two touchdowns on 70 yards receiving...notched his first multi-touchdown game of his career...converted a third-and-33 with a 52-yard reception for a TD, only the third, third-and-30+ conversion since 1991...**vs. Houston (11/12):** Started at wide receiver...had a career day with eight receptions for 171 yards and two touchdowns... hauled in the third-longest reception in franchise history, a 94-yard touchdown reception from QB Jared Goff...**at Seattle (12/17):** Started at wide receiver...hauled in a 1-yard touchdown pass...**Wild Card vs. Atlanta (1/6/18):** Started at wide receiver... registered his third 100-plus receiving yard game this season and sixth game of his career... led the team in receptions (nine) and receiving yards (142)...his 142 receiving yards are the fourth-highest output in a single postseason game in Rams history.

2016 SEASON: Played in 13 games, started 10...led the Bills with 613 receiving yards...finished second on the team with 51 receptions...**at New England (10/2):** Hauled in seven receptions for 89 yards...**vs. San Francisco (10/16):** Caught five passes for 44 yards and a touchdown...**at Seattle (11/7):** Notched a career-high 10 receptions for 162 yards.

2015 SEASON: Played in 14 games, started nine...ended the year with 47 receptions for 552 yards and three touchdowns...**vs. New England (10/4):** Hauled in three passes for 60 yards and one touchdown...**at Jacksonville (10/25):** Tied a then career-high with nine receptions...added one touchdown on 84 yards receiving.

2014 SEASON: Started 15-of-16 games...finished the season with 65 receptions for 699 yards and five touchdowns...**vs. New England (10/12):** Led the Bills with seven receptions for 78 yards and one touchdown...**vs. New York Jets (10/26):** Set previous career highs with nine catches for 118 yards...also added one touchdown reception.

2013 SEASON: Started 13-of-14 games played...became the first Buffalo rookie receiver with 40 receptions since 2004...led the team in receiving yards three times...**vs. New England (9/8):**

Caught his first career touchdown on an 18-yard reception from QB E.J. Manuel...**vs. Baltimore (9/29):** Led the Bills with 80 receiving yards...**at Jacksonville (12/15):** Set career highs with five receptions for 82 yards...all five of his receptions resulted in first downs...notched his third touchdown reception of the season.

COLLEGE: Started 38-of-38 games in his three-year career at USC...finished his career as the Trojans' all-time leader in receptions (252)...currently ranks eighth in program history with 2,930 receiving yards and second in receiving touchdowns (32)...also set the Trojans all-time record for most receptions in a game with 17 (9/3/11) vs. Minnesota...ended his time at USC with 200 total points scored...as a sophomore, led the Pac-12 with 9.3 receptions per game...in 2010, was named the Pac-10's Offensive Freshman of the Year...became the first true freshman wide receiver to start the season opener at wide receiver in the post-World War II era.

PERSONAL: A member of the 2009 USA Today All-USA First Team as a senior at Serra High School in Gardena, Calif., after tallying 15 touchdowns and more than 1,100 receiving yards in addition to eight interceptions on defense while helping the school to a 15-0 record and the California Division III championship...as a junior added 19 receiving touchdowns and seven interceptions on defense...also ran track at Serra, where he won the CIF Division IV 200 and 400-meter races and was a member of the winning 1,600-meter relay team...graduated with a bachelor's degree in policy, planning and development.

ROBERT WOODS NFL STATISTICS

REGULAR SEASON

			Receiving					Rushing				
Year	**Team**	**G/S**	**No.**	**Yards**	**Avg.**	**Long**	**TD**	**Att.**	**Yards**	**Avg.**	**Long**	**TD**
2013	Buffalo Bills	14/14	40	587	14.7	57	3	2	16	8.0	13	0
2014	Buffalo Bills	16/15	65	699	10.8	37	5	0	0	0.0	0	0
2015	Buffalo Bills	14/9	47	552	11.7	37	3	1	0	0.0	0	0
2016	Buffalo Bills	13/10	51	613	12.0	34	1	1	6	6.0	0	0
2017	Los Angeles Rams	12/11	56	781	13.9	94t	5	2	12	6.0	8	0
2018	Los Angeles Rams	16/16	86	1,219	14.2	39t	6	19	157	8.3	56	1
2019	Los Angeles Rams	8/8	38	471	12.4	37	0	12	71	5.9	20	1
Totals		**93/83**	**383**	**4,922**	**12.9**	**94t**	**23**	**37**	**262**	**7.0**	**56**	**2**

POSTSEASON

			Receiving					Rushing				
Year	**Team**	**G/S**	**No.**	**Yards**	**Avg.**	**Long**	**TD**	**Att.**	**Yards**	**Avg.**	**Long**	**TD**
2017	Los Angeles Rams	1/1	9	142	15.8	38	0	0	0	0.0	0	0
2018	Los Angeles Rams	3/3	17	172	10.1	18	0	4	11	2.8	9	0
Totals		**4/4**	**26**	**314**	**12.1**	**38**	**0**	**4**	**11**	**2.8**	**9**	**0**

Regular Season Single Game Highs:
Receptions – 10 (twice), last vs. Los Angeles Chargers (9/23/18)
Reception Yards – 162, at Seattle (11/7/16)
Touchdowns – 2 (four times), last at Arizona Cardinals (12/23/18)
Longest Reception – 94t, vs. Houston (11/12/17)

Postseason Single Game Highs:
Receptions – 9, vs. Atlanta (1/6/18, NFC Wild Card)
Reception Yards – 142, vs. Atlanta (1/6/18, NFC Wild Card)
Longest Reception – 38, vs. Atlanta (1/6/18, NFC Wild Card)

ROBERT WOODS GAME-BY-GAME

2019 Los Angeles Rams

			Receiving					Rushing				
Game	W/L	P/S	No.	Yards	Avg.	Long	TD	Att.	Yards	Avg.	Long	TD
at Car 9/8	W	1/1	8	70	8.8	22	0	2	16	8.0	20	0
NO 9/15	W	1/1	2	33	16.5	19	0	1	9	9.0	9	0
at Cle 9/22	W	1/1	3	40	13.3	18	0	2	18	9.0	17	0
TB 9/29	L	1/1	13	164	12.6	37	0	0	0	0.0	0	0
at Sea 10/3	L	1/1	5	48	9.6	17	0	0	0	0.0	0	0
SF 10/13	L	1/1	0	0	0	0	0	2	16	16.0	8	1
at Atl 10/20	W	1/1	5	80	16.0	25	0	1	6	6.0	6	0
Cin 10/27	W	1/1	2	36	18.0	31	0	4	6	1.5	6	0
at Pit 11/10												
Chi 11/17												
Bal 11/25												
at Ari 12/1												
Sea 12/8												
at Dal 12/15												
SF TBD												
Ari 12/29												
Totals	**5-3**	**8/8**	**38**	**471**	**12.4**	**37**	**0**	**12**	**71**	**5.9**	**20**	**1**

2017 Los Angeles Rams

			Receiving					Rushing				
Game	W/L	P/S	No.	Yds	Avg.	Lg	TD	Att.	Yds	Avg.	Lg	TD
Ind 9/10	W	1/1	3	53	17.7	27	0	0	0	0.0	0	0
Was 9/17	L	1/1	1	8	8.0	8	0	0	0	0.0	0	0
at SF 9/21	W	1/1	6	108	18.0	31	0	0	0	0.0	0	0
at Dal 10/1	W	1/1	2	17	8.5	19	0	0	0	0.0	0	0
Sea 10/8	L	1/1	5	66	13.2	20	0	1	8	8.0	8	0
at Jax 10/15	W	1/1	5	70	14.0	22	0	0	0	0.0	0	0
Ari 10/22	W	1/1	5	59	11.8	17	0	1	4	4.0	4	0
at NYG 11/5	W	1/1	4	7T0	17.5	52t	2	0	0	0.0	0	0
Hou 11/12	W	1/1	8	171	21.4	94t	2	0	0	0.0	0	0
at Min 11/19	L	1/1	8	81	10.1	23	0	0	0	0.0	0	0
NO 11/26	W					Inactive						
at Ari 12/3	W					Inactive						
Phi 12/10	L					Inactive						
at Sea 12/17	W	1/1	6	45	7.5	14	1	0	0	0.0	0	0
at Ten 12/24	W	1/1	3	33	11.0	13	0	0	0	0.0	0	0
SF 12/31	L	0/0	0	0	0.0	0	0	0	0	0.0	0	0
Totals	**11/5**	**12/11**	**56**	**781**	**13.9**	**94t**	**5**	**2**	**12**	**6.0**	**8**	**0**

2017 Postseason

			Receiving					Rushing				
Game	W/L	P/S	No.	Yds	Avg.	Lg	TD	Att.	Yds	Avg.	Lg	TD
Atl 1/6/18 *	L	1/0	9	142	15.8	38	0	0	0	0.0	0	0
Totals	**0-1**	**1/1**	**9**	**142**	**15.8**	**38**	**0**	**0**	**0**	**0.0**	**0**	**0**

* Denotes NFC Wild Card Playoff Game

2015 Buffalo Bills

			Receiving					Rushing				
Game	W/L	P/S	No.	Yds	Avg.	Lg	TD	Att.	Yds	Avg.	Lg	TD
Ind 9/13	W	1/0	2	27	13.5	15	0	0	0	0.0	0	0
NE 9/20	L	1/0	3	60	20.0	32t	1	0	0	0.0	0	0
at Mia 9/27	W	1/0	4	38	9.5	16	0	0	0	0.0	0	0
NYG 10/4	L	1/0	3	33	11.0	17	0	0	0	0.0	0	0
at Ten 10/11	W	1/1	1	6	6.0	6	0	0	0	0.0	0	0
Cin 10/18	L	1/1	4	47	11.8	22	0	0	0	0.0	0	0
at Jax 10/25	L	1/1	9	84	9.3	16t	1	0	0	0.0	0	0
Mia 11/8	W	1/1	0	0	0.0	0	0	1	0	0.0	0	0
at NYJ 11/12	W	1/1	3	19	6.3	10	0	0	0	0.0	0	0
at NE 11/23	L	1/1	4	44	11.0	18	0	0	0	0.0	0	0
at KC 11/29	L	1/1	3	25	8.3	12	0	0	0	0.0	0	0
Hou 12/6	W	1/1	2	19	9.5	17	1	0	0	0.0	0	0
at Phi 12/13	L	1/0	5	106	21.2	37	0	0	0	0.0	0	0
at Was 12/20	L	1/1	4	44	11.0	17	0	0	0	0.0	0	0
Dal 12/27	W	0/0					Inactive					
NYJ 1/3/16	W	0/0					Inactive					
Totals	**8-8**	**14/9**	**47**	**552**	**11.7**	**37**	**3**	**1**	**0**	**0.0**	**0**	**0**

2013 Buffalo Bills

			Receiving					Rushing				
Game	W/L	P/S	No.	Yds	Avg.	Lg	TD	Att.	Yds	Avg.	Lg	TD
NE 9/8	L	1/1	1	18	18.0	18	1	0	0	0.0	0	0
Car 9/15	W	1/1	4	68	17.0	28	0	1	3	3.0	3	0
at NYJ 9/22	L	1/1	2	35	17.5	29	0	0	0	0.0	0	0
Bal 9/29	W	1/1	4	80	20.0	42t	1	1	13	13.0	13	0
at Cle 10/3	L	1/1	5	64	12.8	24	0	0	0	0.0	0	0
Cin 10/13	L	1/1	2	9	4.5	6	1	0	0	0.0	0	0
at Mia 10/20	W	1/1	3	24	8.0	11	0	0	0	0.0	0	0
at NO 10/27	L	1/1	1	7	7.0	7	0	0	0	0.0	0	0
KC 11/3	L	1/0	4	44	11.0	18	0	0	0	0.0	0	0
at Pit 11/10	L	0/0					Inactive					
NYJ 11/17	W	0/0					Inactive					
Atl 12/1	L	1/1	2	39	19.5	33	0	0	0	0.0	0	0
at TB 12/8	L	1/1	3	20	6.7	9	0	0	0	0.0	0	0
at Jax 12/15	W	1/1	5	82	16.4	20	1	0	0	0.0	0	0
Mia 12/22	W	1/1	3	70	23.3	57	0	0	0	0.0	0	0
at NE 12/29	L	1/1	1	27	27.0	27	0	0	0	0.0	0	0
Totals	**6-10**	**14/13**	**40**	**587**	**14.7**	**57**	**3**	**2**	**16**	**8.0**	**13**	**0**

2018 Los Angeles Rams

			Receiving					Rushing				
Game	W/L	P/S	No.	Yards	Avg.	Long	TD	Att.	Yards	Avg.	Long	TD
at Oak 9/10	W	1/1	3	37	12.3	20	0	1	6	6.0	6	0
Ari 9/16	W	1/1	6	81	13.5	21	0	0	0	0.0	0	0
LAC 9/23	W	1/1	10	104	10.4	22	2	3	13	4.3	8	0
Min 9/27	W	1/1	5	101	20.2	36	1	0	0	0.0	0	0
at Sea 10/7	W	1/1	5	92	18.4	31	0	2	53	26.5	56	0
at Den 10/14	W	1/1	7	109	15.6	28	0	1	12	12.0	12	0
at SF 10/21	W	1/1	5	78	15.6	32	0	1	6	6.0	6	0
GB 10/28	W	1/1	5	70	14.0	19	0	0	0	0.0	0	0
at NO 11/4	L	1/1	5	71	14.2	19	0	2	4	2.0	2	0
Sea 11/11	W	1/1	4	89	22.3	35	0	3	17	5.7	14	0
KC 11/19	W	1/1	4	72	18.0	36	1	0	0	0.0	0	0
at Det 12/2	W	1/1	5	67	13.4	23	1	2	11	5.5	9	0
at Chi 12/9	L	1/1	7	61	8.7	29	0	0	0	0.0	0	0
Phi 12/16	L	1/1	7	74	10.6	20	0	1	19	19.0	19	0
at Ari 12/23	W	1/1	6	89	14.8	39t	1	2	15	7.5	11	1
SF 12/30	W	1/1	2	24	12.0	18	0	1	1	1.0	1	0
Totals	**13-3**	**16/16**	**86**	**1,219**	**14.2**	**39t**	**6**	**19**	**157**	**8.3**	**56**	**1**

2018 Postseason

			Receiving					Rushing				
Game	W/L	P/S	No.	Yds	Avg.	Lg	TD	Att.	Yds	Avg.	Lg	TD
Dal 1/12/19 *	W	1/1	6	69	11.5	18	0	1	9	9.0	9	0
at NO 1/20/19 ^	W	1/1	6	33	5.5	16	0	2	-3	-1.5	1	0
NE 2/3/2019 !	L	1/1	5	70	14.0	18	0	1	5	5.0	5	0
Totals	**2-1**	**3/3**	**17**	**172**	**10.1**	**18**	**0**	**4**	**11**	**2.8**	**9**	**0**

* Denotes NFC Divisional Playoff Game, ^ Denotes NFC Championship Playoff Game, ! Denotes Super Bowl LIII

2016 Buffalo Bills

			Receiving					Rushing				
Game	W/L	P/S	No.	Yds	Avg	Lg	TD	Att	Yds	Avg	Lg	TD
at Bal 9/11	L	1/1	4	20	5.0	9	0	0	0	0.0	0	0
NYJ 9/15	L	1/1	1	10	10.0	10	0	0	0	0.0	0	0
Ari 9/25	W	1/1	6	51	8.5	24	0	0	0	0.0	0	0
at NE 10/2	W	1/1	7	89	12.7	23	0	0	0	0.0	0	0
at LA 10/9	W	1/1	2	26	13.0	17	0	0	0	0.0	0	0
SF 10/16	W	1/1	5	44	8.8	18	1	1	6	6.0	6	0
at Mia 10/23	L	0/0				Inactive						
NE 10/30	L	1/0	4	50	12.5	20	0	0	0	0.0	0	0
at Sea 11/7	L	1/1	10	162	16.2	29	0	0	0	0.0	0	0
at Cin 11/20	W	1/1	3	41	13.7	24	0	0	0	0.0	0	0
Jax 11/27	W	0/0				Inactive						
at Oak 12/4	L	0/0				Inactive						
Pit 12/11	L	1/0	1	29	29.0	29	0	0	0	0.0	0	0
Cle 12/18	W	1/0	1	5	5.0	5	0	0	0	0.0	0	0
Mia 12/24	L	1/1	3	43	14.3	34	0	0	0	0.0	0	0
at NYJ 1/1/17	L	1/1	4	43	10.8	16	0	0	0	0.0	0	0
Totals	**7-9**	**13/10**	**51**	**613**	**12.0**	**34**	**1**	**1**	**6**	**6.0**	**6**	**0**

2014 Buffalo Bills

			Receiving					Rushing				
Game	W/L	P/S	No.	Yds	Avg	Lg	TD	Att	Yds	Avg	Lg	TD
at Chi 9/7	W	1/1	4	78	19.5	32	0	0	0	0.0	0	0
Mia 9/14	W	1/1	1	5	5.0	5	0	0	0	0.0	0	0
SD 9/21	L	1/1	3	19	6.3	15	0	0	0	0.0	0	0
at Hou 9/28	L	1/1	3	17	5.6	13	0	0	0	0.0	0	0
at Det 10/5	W	1/1	3	37	12.3	18	0	0	0	0.0	0	0
NE 10/12	L	1/1	7	78	11.3	35	1	0	0	0.0	0	0
Min 10/19	W	1/1	4	10	2.5	7	0	0	0	0.0	0	0
at NYJ 10/26	W	1/1	3	50	16.7	25	1	0	0	0.0	0	0
KC 11/9	L	1/1	6	52	8.7	20	0	0	0	0.0	0	0
at Mia 11/13	L	1/1	2	15	7.5	9	0	0	0	0.0	0	0
NYJ 11/23	W	1/1	9	118	13.1	37	1	0	0	0.0	0	0
Cle 11/30	W	1/1	3	71	17.8	34	0	0	0	0.0	0	0
at Den 12/7	L	1/1	3	36	12.0	17	0	0	0	0.0	0	0
GB 12/14	W	1/1	2	22	11.0	18	0	0	0	0.0	0	0
at Oak 12/21	L	1/1	7	52	7.4	30	1	0	0	0.0	0	0
at NE12/28	W	1/0	4	39	9.8	20	1	0	0	0.0	0	0
Totals	**9-7**	**16/15**	**65**	**699**	**10.8**	**37**	**5**	**0**	**0**	**0.0**	**0**	**0**



41 KENNY YOUNG

Linebacker // UCLA // Boutte, La.

Ht./Wt.: 6-1/234
NFL Exp.: 2nd (1st Rams)
GP/GS, (Playoffs): 22/6, (1/0)
Birth Date: 11/14/1994
Acquired: T(BAL)-2019

TRANSACTIONS: Traded to the Rams (10/15/19)...selected by Baltimore with the No. 122 pick in the 2018 NFL Draft.

PRO: Appeared in 22 games (six starts)...recorded 60 career tackles (46 solo)...2.5 career sacks.

2019 SEASON: Traded to the Rams for CB Marcus Peters in Week 7...appeared in five games with Baltimore with three starts... recorded 11 tackles (nine solo)...forced one fumble in a Week 3 win over the Bengals...**vs. Cincinnati (10/27):** Appeared in 15 special teams plays (62 percent)...**at Atlanta (10/20):** Declared Inactive.

2018 SEASON: Appeared in 16 games as a rookie, recording 47 tackles (37 solo), 2.5 sacks, 1 PD and 1 FF for the NFL's No. 1 overall (292.9 ypg) and No. 2 scoring (17.9 ppg) defense... **at Kansas City (12/9):** Contributed one of the Ravens' 15 QB hits...the 15 QB hits are the most Baltimore's defense has produced in a game since 2014...**at Atlanta (12/2):** Registered three solo tackles and a FF for a defense that held Atlanta to just 131 yards – the fewest by a Falcons team since 1999 in the 26-16 win...**at Tennessee (10/14):** Had 3 tackles and 1.0 sack for a defense that posted franchise records in sacks (11.0) and passing yards allowed (51) in the 21-0 win...**vs. Denver (9/23):** Earned his first-career start and posted a game-high 10 tackles in the 27-14 victory...**at Cincinnati (9/13):** Recorded a career-high seven tackles (four solo), including one TFL...played the majority of the game, filling in for an injured C.J. Mosley...**vs. Buffalo (9/9):** Appeared in his first-career NFL game and recorded his first-career sack, posting four tackles (all solo) and one TFL for a defense that registered 6.0 sacks and two interceptions in the 47-3 season-opening win.

COLLEGE: His 304 career tackles rank 13th in UCLA history... returned an INT a career-long 40 yards vs. Stanford (2016)...in 2015, recorded his first-career INT (returned 23 yards for a TD) at UNLV...earned honorable mention on the All-Pac-12 academic team (2017)...named Second-Team All-Pac-12 (2016)...eclipsed the century mark in tackles (110), en route to earning first-team All-Pac-12 honors and second-team USA TODAY All-American honors in 2017...as a senior, posted a single-game career-high 15 tackles vs. Cal, earning Pac-12 Player of the Week honors.

PERSONAL: Prepped at John Curtis (River Ridge, LA) HS, where he recorded 122 tackles as a senior, earned team MVP honors and helped lead his team to a state championship...in 2013, was named to the American Family Insurance/USA Today All-USA second team and was tabbed the Times Picayune/NOLA.com All-Metro Small Schools Defensive Player of the Year...chosen to play in the U.S. Army All-America Bowl and led the West team with 6 tackles...was an active member of the UCLA community and enjoyed partaking in service projects...was a member of the debate team his junior year at UCLA...majored in sociology...one of his papers was published as an example for students in future classes...adoptive father, Dominic Brown, set several school football records at Destrehan (LA) HS, but had them broken by Hall of Fame Ravens S Ed Reed...traveled to Israel and Greece during the 2019 offseason.

KENNY YOUNG NFL STATISTICS

REGULAR SEASON

		Tackles						Interceptions					Fumbles		
Year	Team	G/S	Total	Solo	Asst.	Sacks	Yards	Int.	Yards	Long	TD	PD	FF	FR	Yards
2018	Baltimore Ravens	16/3	47	37	10	2.5	5.5	0	0	0	0	1	1	1	0
2019	Baltimore Ravens	5/3	13	11	2	0.0	0.0	0	0	0	0	0	1	0	0
2019	Los Angeles Rams	1/0	0	0	0	0.0	0.0	0	0	0	0	0	0	0	0
Totals		22/6	60	48	12	2.5	5.5	0	0	0	0	1	2	1	0

POSTSEASON

		Tackles						Interceptions					Fumbles		
Year	Team	G/S	Total	Solo	Asst.	Sacks	Yards	Int.	Yards	Long	TD	PD	FF	FR	Yards
2018	Baltimore Ravens	1/0	2	2	0	0.0	0.0	0	0	0	0	0	0	0	0
Totals		1/0	2	2	0	0.0	0.0	0	0	0	0	0	0	0	0

KENNY YOUNG GAME-BY-GAME

2019 Baltimore Ravens/Los Angeles Rams

Game	W/L	P/S	T	S	A	Sk	Yds	Int	Yds	Lg	TD	PD	FF	FR	Yds
at Mia 9/8	W	1/1	2	2	0	0.0	0.0	0	0	0	0	0	0	0	0
Ari 9/15	W	1/0	0	0	0	0.0	0.0	0	0	0	0	0	0	0	0
at KC 9/22	L	1/1	7	6	1	0.0	0.0	0	0	0	0	0	1	0	0
Cle 9/29	L	1/1	4	3	1	0.0	0.0	0	0	0	0	0	0	0	0
Cin 10/13	W	1/0	0	0	0	0.0	0.0	0	0	0	0	0	0	0	0
at Atl 10/20	W	0/0					Inactive								
Cin 10/27	W	1/0	0	0	0	0.0	0.0	0	0	0	0	0	0	0	0
at Pit 11/10															
Chi 11/17															
Bal 11/25															
at Ari 12/1															
Sea 12/8															
at Dal 12/15															
at SF TBD															
Ari 12/29															
Totals	**5/2**	**6/3**	**13**	**11**	**2**	**0.0**	**0.0**	**0**	**0**	**0**	**0**	**0**	**1**	**0**	**0**

2018 Baltimore Ravens

Game	W/L	P/S	T	S	A	Sk	Yds	Int	Yds	Lg	TD	PD	FF	FR	Yds
Buf 9/9	W	1/0	4	4	0	1.0	0.0	0	0	0	0	0	0	0	0
at Cin 9/13	L	1/0	7	4	3	0.0	0.0	0	0	0	0	0	0	0	0
Den 9/23	W	1/1	10	8	2	0.0	0.0	0	0	0	0	0	0	0	0
at Pit 9/30	W	1/1	0	0	0	0.0	0.0	0	0	0	0	0	0	0	0
at Cle 10/7	L	1/1	2	1	1	0.5	2.5	0	0	0	0	0	0	1	0
at Ten10/14	W	1/0	3	2	1	1.0	3.0	0	0	0	0	0	0	0	0
NO 10/21	L	1/0	4	3	1	0.0	0.0	0	0	0	0	0	0	0	0
at Car 10/28	L	1/0	2	1	1	0.0	0.0	0	0	0	0	0	0	0	0
Pit 11/4	L	1/0	4	3	1	0.0	0.0	0	0	0	0	0	0	0	0
Cin 11/18	W	1/0	4	4	0	0.0	0.0	0	0	0	0	0	0	0	0
Oak 11/25	W	1/0	2	2	0	0.0	0.0	0	0	0	0	1	0	0	0
at Atl 12/2	W	1/0	3	3	0	0.0	0.0	0	0	0	0	0	1	0	0
at KC 12/9	L	1/0	0	0	0	0.0	0.0	0	0	0	0	0	0	0	0
TB 12/16	W	1/0	1	1	0	0.0	0.0	0	0	0	0	0	0	0	0
at LAC 12/22	W	1/0	1	1	0	0.0	0.0	0	0	0	0	0	0	0	0
Cle 12/30	W	1/0	0	0	0	0.0	0.0	0	0	0	0	0	0	0	0
Totals	**10-6**	**16/3**	**47**	**37**	**10**	**2.5**	**5.5**	**0**	**0**	**0**	**0**	**1**	**1**	**1**	**0**

2018 Postseason

LAC 1/6/19 *	L	1/0	2	2	0	0.0	0.0	0	0	0	0	0	0	0	0
Totals	**0-1**	**1/0**	**2**	**2**	**0**	**0.0**	**0.0**	**0**	**0**	**0**	**0**	**0**	**0**	**0**	**0**

* Denotes AFC Wild Card Playoff Game

4 GREG ZUERLEIN

Kicker // Missouri Western // Lincoln, Neb.

Ht./Wt.: 6-0/191
NFL Exp.: 8th (8th Rams)
GP/GS: 111/0, (Playoffs): (3/3)
Birth Date: 12/27/1987
Acquired: D6-2012 (No. 150)

TRANSACTIONS: Returned from injured/reserve (2/5/18)... placed on injured/reserve (12/20/17)...re-signed with the Rams (3/15/17)...selected by the Rams in the sixth round (150th overall) of the 2012 NFL Draft (4/28/12).
PRO: Eighth-year pro has played in 111 regular season games... earned his first Pro Bowl, All-Pro and PFWA honors in 2017... converted 193-of-232 career field goals...led the NFL in scoring with 158 points, despite only playing in 14 games in 2017...his 158 points are the third-most scored by a Rams in a single season... has scored 823 career points, which ranks second in franchise history...set the franchise record for most points (83) on the road in a single season, previously held by RB Marshall Faulk (78), which he set in 2000...Zuerlein (20) tied Jeff Wilkins for most field goals made on the road in a single season...converted seven-of-seven field goals, setting a franchise record for most field goals in a game at Dallas (10/1/17), earning him NFC special teams POW...set franchise record with 61-yard field goal at Minnesota (11/8/15)...broke the franchise record for 50-plus yard field goals in a season in 2012...made his first 15 field goal attempts of his career, a new franchise record for most consecutive field goals by a rookie...with seven field goals of 50 yards or more, he owns the team record in the category and ranked second all-time among NFL rookies following the 2012 season...kicked the longest field goal by a rookie in league history (60 yards)...broke the franchise record for longest field goal (60 yards) and owns three of the four longest field goals in Rams history...became the first kicker in league history to kick a 50-plus and 60-plus yard field goal in the same game (vs. Seattle, 9/30/12).
2019 SEASON: vs. Cincinnati (10/27): Converted on a field goal attempts from 23 yards...connected on three PATs...**at Atlanta (10/20):** Converted three-of-four field goal attempts from 55, 25, and 20 yards...connected on four PATs...**vs. San Francisco (10/13):** Converted one PAT...**at Seattle (10/3):** Converted three-of-four field goal attempts from 47, 32, and 36 yards...connected on two PATs...**vs. Tampa Bay (9/29):** Converted two of two field goals with a long of 58 yards...extended his record of most made field goals from 50-plus yards in franchise history to 31...moved into second place in franchise history with (792) career points... **at Cleveland (9/22):** Converted two-of-three field goals including a 53-yard field goal in the first quarter...connected on two PATs... **vs. New Orleans (9/15):** Converted two-of-two field goals from 24 and 22 yards...added three successful PATs...**at Carolina (9/8):** Converted three-of-four field goals from 49 yards, 56 yards, 27 yards.

2018 SEASON: Converted 27 field goals and 35 extra points... finished with 116 total points...became the franchise leader in made 50-yard field goals with 28...made the longest game-winning field goal in NFL postseason history from 57 yards out...appeared in 100th career game in Week 14...**at Oakland (9/10):** Converted four-of-five field goals from 20, 28, 55, and 20 yards...reached 25 field goals in the 50-plus yard range in his career... **at San Francisco (10/21):** Returned from a groin injury...made three-of-three field goals with a long of 37 yards...tallied 13 points...**vs. Green Bay (10/28):** Converted two-of-two field goals with a long of 43 yards...became kicker with second-most made field goals (159) in franchise history...**vs. New Orleans (11/4):** Converted two-of-three field goal attempts...made a 56-yard field goal in the second quarter...tied the franchise record (26) for most career 50-plus yard field goals...**vs. Seattle (11/11):** Converted three-of-three field goal attempts with a long of 37 yards...made three PATs for 202 career PATs...became fifth kicker in franchise history (119th kicker overall) to successfully convert 200-plus PATs...**vs. Kansas City (11/19):** Converted two-of-two field goals...**at Detroit (12/2):** Converted three-of-three field goals with a long of 48 yards...**at Chicago (12/9):** Appeared in 100th career game...converted two-of-three field goals with a long of 50 yards...became franchise leader (27) in made 50-plus yard field goals...**vs. Philadelphia (12/16):** Converted three-of-three field goals with a long of 41 yards...**at Arizona (12/23):** Converted one-of-two field goals...**vs. San Francisco (12/30):** Converted two-of two field goals with a long of 51 yards...extended his record of most made field goals from 50-plus yards in franchise history to 28...**Divisional Round vs. Dallas (1/12/19):** Made postseason debut...converted three-of-four field goals with a long of 44 yards...**Championship Round at New Orleans (1/20/19):** Converted four-of-four field goals with a long of 57 yards, which was also the game-winning field goal in overtime to secure the win and a trip to Super Bowl LIII...the 57-yarder marked the longest game-winning field goal in NFL postseason history...**Super Bowl LIII (2/3/19):** Converted one-of-two field goals, connecting from 53 yards (missed from 48), the second-longest field goal in Super Bowl history...made one special teams tackle.

PRO BOWL 2018

2017 SEASON: Led the NFL in scoring with 158 points, despite only playing in 14 games...his 158 points are the third-most scored by a Rams in a single season...set the franchise record for most points (83) on the road in a single season, previously held by RB Marshall Faulk (78), which he set in 2000...Zuerlein (20) tied Jeff Wilkins for most field goals made on the road in a single season... **vs. Indianapolis (9/10):** Converted three-for-three on field goal attempts...made a 50-yard field goal in the first quarter, his 19th career field goal of 50-plus yards...connected on all five PATs... **at Dallas (10/1):** Converted 7-of-7 field goals, setting a franchise record for most field goals in a game earning him NFC special teams POW...passed RB Marshall Faulk for fifth on the Rams' all-time scoring list...**vs. Seattle (10/8):** Converted a 35-yard field goal and had one failed attempt...connected on 19-consecutive field goal attempts dating back to 12/4/16, the longest streak of his career and tied for second-longest in franchise history...former K Jeff Wilkins made 19-consecutive FGs in 2003 after connecting on 30-consecutive FG attempts from 199-2001...**at Jacksonville (10/15):** Converted two-for-two on field goals including a season-long 56-yard field goal...**vs Arizona (10/22):** Converted four-of-four on field goals including a long of 53-yards...**vs. Houston Texans (11/12):** Converted four-of-four field goals from 27, 33, 50, and 33 yards...**at Arizona Cardinals (12/3):** Converted four-of-four field goal attempts.

2016 SEASON: Finished with an 86.3 field goal percentage (19-of-22)...went perfect on the year in extra points (23-of-23)... currently ranks eighth in franchise history in total points scored (479)...**vs. Seattle (9/18):** Converted three-of-three field goals... **at Tampa Bay (9/25):** Converted on a 53-yard field goal, while

tallying seven kickoffs, all of which were touchbacks...**vs. Buffalo (10/9):** Made four-of-four field goals, including a season-long 54-yard kick...**at New York Jets (11/13):** Scored all nine of the team's points...made three-of-three field goals...now has 454 career points to move past former WR Torry Holt for eighth most career points in franchise history...**vs. Miami (11/20):** Converted a 46-yard field goal...**at New England (12/4):** Converted a 44-yard field goal...**vs. Arizona (1/1):** Went two-for-two on field goal attempts, converting from 37 and 36 yards.

2015 SEASON: Converted 20 field goals...**vs. Seattle (9/13):** Made four extra points and two-of-two field goals including a 37-yard game-winner in overtime...**at Washington (9/20):** Made a 52-yard field goal and one extra point...**vs. Pittsburgh (9/27):** Made field goals of 49 and 27 yards...**at Arizona (10/4):** Made a 30-yard field goal and three extra points...**at Green Bay (10/11):** Made a 42-yard field goal and three extra points...**vs. Cleveland (10/25):** Made a 39-yard field goal and an extra point...**vs. San Francisco (11/1):** Made a 38-yard field goal and converted both extra point attempts...**vs. Chicago (11/15):** Made field goals of 26 and 38 yards...**vs. Detroit (12/13):** Converted all three extra point attempts.

2014 SEASON: Finished the season converting 24-of-30 field goals and 34 extra points for 106 total points...converted five field goals of 50-plus yards for a career-high 71.4 percent...**at Tampa Bay (9/14):** Converted four field goals of 36, 36, 46 and 38 yards out...the 38-yard field goal came with :38 second remaining in play, to help seal the win...**vs. Denver (11/16):** Earned NFC Special Teams Player of the Week honors...converted field goal attempts of 37, 29, 22, 55 and 53 yards...**vs. New York Giants (12/21):** Converted field goal of 51 and 20 yards.

2013 SEASON: vs. Arizona (9/8): Made four-of-four field goals including a 48-yard game winning kick in the fourth quarter...**at Atlanta (9/15):** Made one field goal from 29 yards...made three-of-three extra points...**at Dallas (9/22):** Did not attempt any field goals...converted one-of-one extra points...**vs San Francisco (9/26):** Made one field goal from 40 yards...**vs. Jacksonville (10/6):** Converted two-of-two field goals...**at Houston (10/6):** Made one field goal from 42 yards...converted five-of-five extra points...recorded one special teams tackle...**at Carolina (10/20):** Converted two-of-two field goals...**vs. Seattle (10/28):** Converted three-of-four field goals...**vs. Tennessee (11/3):** Did not convert a 44-yard field goal attempt...**at Indianapolis (11/10):** Converted one field goal of 32 yards...made five-of-five extra points... **vs. Chicago (11/24):** Converted field goals from 29 and 40 yards...made four-of-four extra points...**at San Francisco (12/1):** Converted both field goal attempts from 43 and 34 yards...**at Arizona (12/8):** Converted one field goal from 44 yards...**vs. New Orleans (12/15):** Converted two-of-two field goals from 31 and 35 yards...tacked on three extra points...successfully converted an onside kick in the first quarter...**vs. Tampa Bay (12/22):** Converted three-of-three field goal attempts from 54, 25 and 48 yards...marks a new season long...**at Seattle (12/29):** Converted one field goal from 36 yards...moved into first place in franchise history in career field goal percentage (49/59, 83.1 percent).

2012 SEASON: Made seven field goals from 50 yards or more... broke the franchise record for 50+ yard field goals in a season... made his first 15 field goal attempts of his career and finished the year 23-for-31 overall...with seven field goals of 50 yards or more, he owns team record in the category and ranks second all time among NFL rookies...kicked the longest field goal by a rookie in league history (60 yards)...broke the franchise record for longest field goal (60 yards) and owns three of the four longest field goals in Rams history...in Week 4 became the first kicker in league history to kick a 50-plus and 60-plus yard field goal in the same game...set a new franchise record for most consecutive field goals by a rookie (15)...**at Chicago (9/23):** Converted his first 50-plus yard field goal of his career, after clearing a 56-yard field goal...kick is good for second longest in franchise history, longest kick in Soldier Field history...scored all of the Rams' points (six) after hitting two-of-two field goals (56, 46)...**vs. Seattle (9/30):** Converted a 60-yard field goal, which set a new franchise record and marked the second longest kick of the season in the NFL, behind San Francisco's David Aker's who kicked a 63-yard field goal...kicked a career-high four field goals (58, 48, 60, 24)...tied for third place in franchise history for most 50-plus yard field goals made in a season with three...remains perfect on the year in field goals, going 12-for-12, marking the most consecutive field goals made by a Rams rookie in team history...**vs. Arizona (10/4):** Hit his fourth field goal over 50 yards (53)...**at Miami (10/14):** Converted 48- and 32-yard field goals in the first quarter to give him 15 consecutive field goals made to start his career...currently 10-for-12 on 40-plus yard field goals...**vs. San Francisco (12/2):** Sent the team to overtime with a 53-yard field goal...converted a game-winning 54-yard field goal...only three other players have kicked field goals of at least 50 yards to send a game to overtime and then win it (Green Bay's Chris Jacke, 1996; Indianapolis' Mike Vanderjagt, 2002; Denver's Matt Prater, 2011)...he is the first NFL kicker to tie a game with a field goal of 50-plus yards as time expired in the fourth quarter and kick an overtime field goal of 50-plus yards in the same game...set a new NFL record for most field goals of 53 yards or longer (six) after hitting his game-winning 53-yarder, the previous best was set by Jason Hanson with five in 2008...he now has seven field goals of 50-plus yards, he's now one shy of tying Morten Anderson's NFL record of seven set in 1995 and later tied by Jason Hanson in 2008.

COLLEGE: Was named All-American by six different organizations following his senior season...three-time selection to First-Team All-Mid America Intercollegiate Athletic Association and also earned MIAA Special Teams Player of the year as a senior...finished his career at Missouri Western after transferring from Nebraska-Omaha when UNO dropped its football program.

PERSONAL: Played at Pius X High School in Lincoln...All-class, all-state selection as a placekicker as a junior and senior...set state mark for most field goals in a season with 12...converted 43-of-45 PATS and went 12-for-16 on field goals with a long of 52 yards... also lettered in soccer...a 2005 Sports Illustrated preseason high school All-American...majored in business...name is pronounced ZURR-line...participated in many community events, including the Taste of the NFL, Coach Fisher & Friends Celebrity Softball game and the All-Community Team Ticket program - 4th Down Fan Club.

GREG ZUERLEIN NFL STATISTICS

REGULAR SEASON

Scoring

Year	Team	GP	FG	FGA	Pct.	Long	Block	XPM	XPA	Pct.	Block	Pts.
2012	St. Louis Rams	16	23	31	74.2	60	0	26	26	100.0	0	95
2013	St. Louis Rams	16	26	28	92.9	54	0	34	34	100.0	0	112
2014	St. Louis Rams	16	24	30	80.0	56	1	34	35	97.1	0	106
2015	St. Louis Rams	14	20	30	66.7	61	2	26	28	92.9	1	86
2016	Los Angeles Rams	16	19	22	86.4	54	0	23	23	100.0	0	80
2017	Los Angeles Rams	14	38	40	95.0	56	0	44	46	95.7	0	158
2018	Los Angeles Rams	11	27	31	87.1	56	0	35	36	97.2	0	116
2019	Los Angeles Rams	8	16	20	78.9	58	0	22	21	100.0	0	70
Totals		**110**	**193**	**232**	**83.1**	**61**	**3**	**244**	**250**	**97.6**	**1**	**823**

Field Goals

Year	Team	1-19	Pct.	20-29	Pct.	30-39	Pct.	40-49	Pct.	50+	Pct.
2012	St. Louis Rams	1/1	100.0	4/4	100.0	4/6	66.7	7/7	100.0	7/13	53.8
2013	St. Louis Rams	0/0	0.0	7/7	100.0	10/10	100.0	8/9	88.9	1/2	50.0
2014	St. Louis Rams	1/1	100.0	6/7	85.7	10/12	83.3	2/3	66.7	5/7	71.4
2015	St. Louis Rams	1/1	100.0	2/2	100.0	9/10	90.0	5/8	62.5	3/9	33.3
2016	Los Angeles Rams	0/0	0.0	5/5	100.0	9/9	100.0	3/4	75.0	2/4	100.0
2017	Los Angeles Rams	1/1	100.0	8/8	100.0	11/12	91.7	12/12	100.0	6/7	85.7
2018	Los Angeles Rams	0/0	0.0	9/9	100.0	10/10	100.0	4/6	66.7	4/6	60.0
2019	Los Angeles Rams	0/0	0.0	3/3	100.0	1/1	100.0	1/3	66.7	2/2	60.0
Totals		**4/4**	**100.0**	**46/47**	**97.9**	**66/72**	**91.7**	**44/56**	**78.6**	**32/52**	**61.5**

POSTSEASON

Scoring

Year	Team	GP	FG	FGA	Pct.	Long	Block	XPM	XPA	Pct.	Block	Pts.
2018	Los Angeles Rams	3	8	10	80.0	57	0	5	5	100.0	0	29
Totals		**3**	**8**	**10**	**80.0**	**57**	**0**	**5**	**5**	**100.0**	**0**	**29**

Field Goals

Year	Team	1-19	Pct.	20-29	Pct.	30-39	Pct.	40-49	Pct.	50+	Pct.
2018	Los Angeles Rams	0/0	0.0	3/3	100.0	1/1	100.0	2/3	66.7	2/3	66.7
Totals		**0/0**	**0.0**	**3/3**	**100.0**	**1/1**	**100.0**	**2/3**	**66.7**	**2/3**	**66.7**

Additional Career Statistics: Special Teams Tackles: Rams: 2018 (1), 2015 (2) 2014 (1), 2013 (1). Total: (4).

Regular Season Single Game Highs:
Field Goals Made – 7, at Dallas (10/1/17)
Field Goals Attempted – 7, at Dallas (10/1/17)
Longest – 61, at Minnesota (11/8/15)

Postseason Single Game Highs:
Field Goals Made – 4, at New Orleans (1/20/19)
Field Goals Attempted – 4, at New Orleans (1/20/19)
Longest – 57, at New Orleans (1/20/19)

GREG ZUERLEIN GAME-BY-GAME

2019 Los Angeles Rams

Game	W/L	Pts	XP/XPA	FG/FGA	1-19	20-29	30-39	40-49	50+	Kick-By-Kick
at Car 9/8	W	12	3/3	3/4	0/0	1/1	0/0	1/2	1/1	49,56,27
NO 9/15	W	9	3/3	2/2	0/0	2/2	0/0	0/0	0/0	24,22
Cle 9/22	W	8	2/2	2/3	0/0	0/0	1/1	0/1	1/1	53,37
Tam 9/29	L	10	4/4	2/2	0/0	0/0	0/0	1/1	1/1	44,58
at Sea 10/3	L	11	2/2	3/4	0/0	0/0	2/2	1/2	0/0	47,32,36
SF 10/13	L	1	1/1	0/0	0/0	0/0	0/0	0/0	0/0	
at Atl10/20	W	13	4/4	3/4	0/0	2/2	0/0	0/1	1/1	55,25,20
Cin 10/27	W	6	3/3	1/1	0/0	1/1	0/0	0/0	0/0	23
at Pit 11/10										
Chi 11/17										
Bal 11/25										
at Ari 12/1										
Sea 12/8										
at Dal12/15										
at SF TBD										
Ari 12/29										
Totals	**5-3**	**70**	**19/19**	**15/19**	**0/0**	**6/6**	**3/3**	**3/7**	**4/4**	

GREG ZUERLEIN GAME-BY-GAME CONT.

2018 Los Angeles Rams

Game	W/L	Pts	XP/XPA	FG/FGA	1-19	20-29	30-39	40-49	50+	Kick-By-Kick
at Oak 9/10	W	15	3/3	4/5	0/0	3/3	0/0	0/1	1/1	46WR, 20, 28, 55, 20
Ari 9/16	W				Did Not Play					
LAC 9/23	W				Inactive					
Min 9/27	W				Inactive					
at Sea 10/7	W				Inactive					
at Den10/14	W				Inactive					
at SF 10/21	W	13	4/4	3/3	0/0	0/0	3/3	0/0	0/0	35, 37, 33
GB 10/28	W	7	1/1	2/2	0/0	0/0	1/1	1/1	0/0	43, 35
at NO 11/4	L	9	3/3	2/3	0/0	0/0	1/1	0/0	1/2	51WR, 56. 34
Sea 11/11	W	12	3/3	3/3	0/0	1/1	2/2	0/0	0/0	35, 37, 20
KC 11/19	W	12	6/7	2/2	0/0	1/1	1/1	0/0	0/0	23, 33
at Det 12/2	W	12	3/3	3/3	0/0	1/1	0/0	2/2	0/0	24, 47, 48
at Chi 12/9	L	6	0/0	2/3	0/0	1/1	0/0	0/1	1/1	27, 50 40UR
Phi 12/16	L	11	2/2	3/3	0/0	0/0	2/2	1/1	0/0	41, 36, 37
at Ari 12/23	W	7	4/4	1/2	0/0	1/1	0/0	0/0	0/1	57LU, 21
SF 12/30	W	12	6/6	2/2	0/0	1/1	0/0	0/0	1/1	28, 51
Totals	**13-3**	**116**	**35/36**	**27/31**	**0/0**	**9/9**	**10/10**	**4/6**	**4/6**	

2018 Postseason

Game	W/L	Pts	XP/XPA	FG/FGA	1-19	20-29	30-39	40-49	50+	Kick-By-Kick
Dal 1/12/19 *	W	12	3/3	3/4	0/0	2/2	0/0	1/1	0/1	25, 23, 63WR, 44
at NO 1/20/19 ^	W	14	2/2	4/4	0/0	1/1	1/1	1/1	1/1	36, 24, 48, 57
NE 2/3/2019 !	L	3	0/0	1/2	0/0	0/0	0/0	0/1	1/1	53, 48WL
Totals	**2-1**	**29**	**5/5**	**8/10**	**0/0**	**3/3**	**1/1**	**2/3**	**2/3**	

* Denotes NFC Divisional Playoff Game, ^ Denotes NFC Championship Playoff Game, ! Denotes Super Bowl LIII

2017 Los Angeles Rams

Game	W/L	Pts	XP/XPA	FG/FGA	1-19	20-29	30-39	40-49	50+	Kick-By-Kick
Ind 9/10	W	14	5/5	3/3	0/0	0/0	1/1	1/1	1/1	50, 35, 44
Was 9/17	L	8	2/2	2/2	0/0	0/0	1/1	1/1	0/0	32, 40
at SF 9/21	W	11	5/5	2/2	1/1	0/0	0/0	1/1	0/0	48, 19
at Dal 10/1	W	23	2/2	7/7	0/0	1/1	2/2	4/4	0/0	49, 44, 44, 30, 28, 43, 33
Sea 10/8	L	4	1/1	1/2	0/0	0/0	1/2	0/0	0/0	35, 36WR
at Jax 10/15	W	9	3/3	2/2	0/0	1/1	0/0	0/0	1/1	56, 29
Ari 10/22	W	15	3/3	4/4	0/0	1/1	2/2	0/0	1/1	23, 33, 53, 34
at NYG 11/5	W	15	6/6	3/3	0/0	1/1	0/0	2/2	0/0	27, 46, 47
Hou 11/12	W	15	3/3	4/4	0/0	1/1	2/2	0/0	1/1	27, 33, 50, 33
at Min 11/19	L	1	1/1	0/0	0/0	0/0	0/0	0/0	0/0	
NO 11/26	W	14	2/2	4/5	0/0	1/1	0/0	2/2	1/2	50, 63SH, 46, 49, 26
at Ari 12/3	W	14	2/3	4/4	0/0	2/2	0/0	1/1	1/1	56, 20, 24, 41
Phi 12/10	L	5	0/0	0/0	0/0	0/0	0/0	0/0	0/0	
at Sea 12/17	W	10	4/5	2/2	0/0	0/0	2/2	0/0	0/0	36, 31
at Ten 12/24					Injured/Reserve					
SF 12/31					Injured/Reserve					
Totals	**10-4**	**158**	**44/46**	**38/40**	**1/1**	**8/8**	**11/12**	**12/12**	**6/7**	

2016 Los Angeles Rams

Game	W/L	Pts	XP/XPA	FG/FGA	1-19	20-29	30-39	40-49	50+	Kick-By-Kick
at SF 9/12	L	0	0/0	0/0	0/0	0/0	0/0	0/0	0/0	
Sea 9/18	W	9	0/0	3/3	0/0	1/1	1/1	1/1	0/0	39, 28, 47
at TB 9/25	W	7	4/4	1/1	0/0	0/0	0/0	0/0	1/1	53
at Ari 10/2	W	5	2/2	1/1	0/0	1/1	0/0	0/0	0/0	29
Buf 10/9	L	13	1/1	4/4	0/0	1/1	2/2	0/0	1/1	37, 32, 54, 22
at Det 10/16	L	4	4/4	0/0	0/0	0/0	0/0	0/0	0/0	
NYG 10/23	L	4	1/1	1/1	0/0	0/0	1/1	0/0	0/0	36
Car 11/6	L	4	1/1	1/3	0/0	1/1	0/0	0/0	0/2	55WR, 55WR, 25
at NYJ 11/13	W	9	0/0	3/3	0/0	1/1	2/2	0/0	0/0	20, 38, 34
Mia 11/20	L	4	1/1	1/2	0/0	0/0	0/0	1/2	0/0	46, 48LU
at NO 11/27	L	3	3/3	0/0	0/0	0/0	0/0	0/0	0/0	
at NE 12/4	L	4	1/1	1/1	0/0	0/0	0/0	1/1	0/0	44
Atl 12/11	L	2	2/2	0/0	0/0	0/0	0/0	0/0	0/0	
at Sea 12/15	L	3	0/0	1/1	0/0	0/0	1/1	0/0	0/0	36
SF 12/24	L	3	3/3	0/0	0/0	0/0	0/0	0/0	0/0	
Ari 1/1/17	L	6	0/0	2/2	0/0	0/0	2/2	0/0	0/0	37, 36
Totals	**4-12**	**80**	**23/23**	**19/22**	**0/0**	**5/5**	**9/9**	**3/4**	**2/4**	

2015 St. Louis Rams

Game	W/L	Pts	XP/XPA	FG/FGA	1-19	20-29	30-39	40-49	50+	Kick-By-Kick
Sea 9/13	W	10	4/4	2/2	0/0	0/0	2/2	0/0	0/0	33, 37
at Was 9/20	L	4	1/1	1/1	0/0	0/0	0/0	0/0	1/1	52
Pit 9/27	L	6	0/0	2/2	0/0	1/1	0/0	1/1	0/0	49, 27
at Ari 10/4	W	6	3/3	1/1	0/0	0/0	1/1	0/0	0/0	30
at GB 10/11	L	4	1/1	1/4	0/0	0/0	0/0	1/1	0/3	42, 50B, 53WL, 63WL
Cle 10/25	W	6	3/3	1/3	0/0	0/0	1/2	0/0	0/1	39, 63WR, 35WR
SF 11/1	W	5	2/2	1/2	0/0	0/0	1/1	0/1	0/0	38, 40B
at Min 11/8	L	12	0/0	4/5	0/0	0/0	1/1	1/2	2/2	61,35,45,48WR, 53
Chi 11/15	L	7	1/1	2/2	0/0	1/1	1/1	0/0	0/0	26, 38
at Bal 11/22	L	1	1/2	0/0	0/0	0/0	0/0	0/0	0/1	52WR
at Cin 11/29	L				Inactive					
Ari 12/6	W				Inactive					
Det 12/13	W	3	3/3	0/0	0/0	0/0	0/0	0/0	0/0	
TB 12/17	W	7	4/4	1/1	1/1	0/0	0/0	0/0	0/0	19
at Sea 12/27	W	5	2/3	1/1	0/0	0/0	0/0	1/1	0/0	42
at SF 1/3/16	L	10	1/1	3/5	0/0	0/0	2/2	1/2	0/1	33,32,44,52WR,48B
Totals	**7-9**	**71**	**23/24**	**20/30**	**1/1**	**2/2**	**9/10**	**5/8**	**3/9**	

GREG ZUERLEIN GAME-BY-GAME CONT.

2014 St. Louis Rams

Game	W/L	Pts	XP/XPA	FG/FGA	1-19	20-29	30-39	40-49	50+	Kick-By-Kick
Min 9/8	L	6	0/0	2/3	0/0	0/0	0/0	1/1	1/2	50WL, 56, 46
at TB 9/14	W	13	1/1	4/4	0/0	0/0	3/3	1/1	0/0	36,35,46,38
Dal 9/21	L	7	4/4	1/1	0/0	1/1	0/0	0/0	0/0	28
at PHI 10/5	L	4	4/4	0/0	0/0	0/0	0/0	0/0	0/0	
SF 10/13	L	5	2/2	1/1	0/0	0/0	1/1	0/0	0/0	38
Sea 10/19	W	4	4/4	0/1	0/0	0/0	0/0	0/0	0/1	52
at KC 10/26	L	1	1/1	0/1	0/0	0/0	0/1	0/0	0/0	38WR
at SF 11/2	W	7	1/1	2/2	0/0	0/0	2/2	0/0	0/0	37, 39
at Ari 11/9	L	2	2/2	0/0	0/0	0/0	0/0	0/0	0/0	
Den 11/16	W	16	1/1	5/5	0/0	2/2	1/1	0/0	2/2	37,29,22,55,53
at SD 11/23	L	6	3/3	1/2	0/0	1/1	0/0	0/1	0/0	22,46B
Oak 11/30	W	10	7/7	1/1	0/0	0/0	1/1	0/0	0/0	38
at Was 12/7	W	4	1/2	1/3	0/0	0/1	1/2	0/0	0/0	28WR, 38WR, 34
Ari 12/11	L	6	0/0	2/2	1/1	1/1	0/0	0/0	0/0	24,19
NYG 12/21	L	9	3/3	2/2	0/0	1/1	0/0	0/0	1/1	51,20
at Sea 12/28	L	6	0/0	2/2	0/0	0/0	1/1	0/0	1/1	33,52
Totals	**6-10**	**106**	**34/35**	**24/30**	**1/1**	**6/7**	**10/12**	**2/3**	**5/7**	

2013 St. Louis Rams

Game	W/L	Pts	XP/XPA	FG/FGA	1-19	20-29	30-39	40-49	50+	Kick-By-Kick
Ari 9/9	W	13	1/1	4/4	0/0	1/1	2/2	1/1	0/0	36, 25, 38, 48
at Atl 9/15	L	6	3/3	1/1	0/0	1/1	0/0	0/0	0/0	29
at Dal 9/22	L	1	1/1	0/0	0/0	0/0	0/0	0/0	0/0	
SF 9/26	L	3	0/0	1/1	0/0	0/0	0/0	1/1	0/0	40
Jax 10/6	W	10	4/4	2/2	0/0	0/0	2/2	0/0	0/0	32, 37
at Hou 10/13	W	8	5/5	1/1	0/0	0/0	0/0	1/1	0/0	42
at Car 10/20	L	7	1/1	2/2	0/0	1/1	0/0	1/1	0/0	28, 42
Sea 10/28	L	9	0/0	3/4	0/0	2/2	1/1	0/0	0/1	33, 28, 27, 50WR
Ten 11/3	L	3	3/3	0/1	0/0	0/0	0/0	0/1	0/0	44WR
at Ind 11/10	W	8	5/5	1/1	0/0	0/0	1/1	0/0	0/0	32
Chi 11/24	W	10	4/4	2/2	0/0	1/1	0/0	1/1	0/0	29, 40
at SF 12/1	L	7	1/1	2/2	0/0	0/0	1/1	1/1	0/0	43, 34
at Ari 12/8	L	4	1/1	1/1	0/0	0/0	0/0	1/1	0/0	44
NO 12/15	W	9	3/3	2/2	0/0	0/0	2/2	0/0	0/0	31, 35
TB 12/22	W	11	2/2	3/3	0/0	1/1	0/0	1/1	1/1	54, 25, 48
at Sea 12/29	L	3	0/0	1/1	0/0	0/0	1/1	0/0	0/0	36
Totals	**7-9**	**112**	**34/34**	**26/28**	**0/0**	**7/7**	**10/10**	**8/9**	**1/2**	

2012 St. Louis Rams

Game	W/L	Pts	XP/XPA	FG/FGA	1-19	20-29	30-39	40-49	50+	Kick-By-Kick
at Det 9/9	L	11	2/2	3/3	0/0	1/1	0/0	2/2	0/0	48, 29, 46
Was 9/16	W	11	2/2	3/3	0/0	0/0	2/2	1/1	0/0	9, 33, 42
at Chi 9/23	L	6	0/0	2/2	0/0	0/0	0/0	1/1	1/1	56, 46
Sea 9/30	W	13	1/1	4/4	0/0	1/1	0/0	1/1	2/2	58, 48, 60, 24
Ari 10/4	W	5	2/2	1/1	0/0	0/0	0/0	0/0	1/1	53
at Mia 10/14	L	6	0/0	2/5	0/0	0/0	1/2	1/1	0/2	48, 32, 52WL, 37WL, 66WL
GB 10/21	L	8	2/2	2/2	0/0	0/0	0/0	1/1	1/1	50, 43
NE 10/28	L	1	1/1	0/0	0/0	0/0	0/0	0/0	0/0	
at SF 11/11	T	6	3/3	1/2	0/0	1/1	0/0	0/0	0/1	27, 58WR
NYJ 11/18	L	1	1/1	0/0	0/0	0/0	0/0	0/0	0/0	
at Ari 11/25	W	7	4/4	1/2	1/1	0/0	0/1	0/0	0/0	35WL, 19
SF 12/2	W	6	0/0	2/3	0/0	0/0	0/0	0/0	2/3	58WR, 53, 54
at Buf 12/9	W	1	1/1	0/0	0/0	0/0	0/0	0/0	0/0	
Min 12/16	L	2	2/2	0/0	0/0	0/0	0/0	0/0	0/1	57WR
at TB 12/23	W	4	4/4	0/0	0/0	0/0	0/0	0/0	0/0	
at Sea 12/30	L	7	1/1	2/3	0/0	1/1	1/1	0/0	0/1	51WR, 39, 25
Totals	**7-8-1**	**95**	**26/26**	**23/31**	**1/1**	**4/4**	**4/6**	**7/7**	**7/13**	

42 JOSH CARRAWAY

Linebacker // TCU // Flower Mound, Texas

Ht./Wt.: 6-3/242
NFL Exp.: 1st year (1st Rams)
GP/GS, (Playoffs): 1/0, (0/0)
Birth Date: 4/13/1994
Acquired: FA-2019

TRANSACTIONS: Signed to the Los Angeles Rams as a free agent (5/2/19)...waived from the Redskins practice squad (1/7/19)... signed to the Redskins practice squad (11/26/18)...waived by the Titans (9/1/18)...activated to the Titans roster from practice squad (12/9/17)...added to the Titans practice squad (10/5/17)...waived by the Titans (10/3/17)...signed with the Titans (5/15/17).

PRO: First-year pro, appeared in one regular season game for the Titans during the 2017 season.

2018 SEASON: Spent the final four weeks of the regular season on the Redskins practice squad...a member of the Titans for the offseason and training camp.

2017 SEASON: Spent time on Tennessee's practice squad and active roster...apperaed in one game, a Week 14 contest at Arizona...did not record any stats.

COLLEGE: A two-time First-Team All-Big 12 selection at TCU...played in 43 games for the Horned Frogs, totaling 133 tackles (64 solo), 27.5 tackles for loss, 19.0 sacks, four fumble recoveries, three forced fumbles, three passes defensed and one interception...in 2016, received First-Team All-Big 12 and Academic All-Big 12 recognition...played as a graduate student after earning his degree in May 2016...played in 13 games... recorded 49 tackles (25 solo) and 8.0 sacks...in 2017, as a junior, started all 13 games ...named First-Team All-Big 12 and Second-Team *Associated Press* All-Big 12...posted 47 tackles (25 solo), with 11.5 tackles for loss and 9.0 sacks...recorded three fumble recoveries and two pass breakups with a forced fumble...as a sophomore in 2014, appeared in all 13 games, including seven starts...totaled 33 tackles (10 solo) on the year with five for loss... found the end zone with a 33-yard interception return...redshirted his second season on campus in 2013...as a true freshman in 2012, appeared in four games, adding depth on the defensive line...made four solo tackles on the year.

PERSONAL: Prepped at Marcus High School...totaled 51 tackles, including 13.0 sacks, as a senior...named First-team All-District 8-5A his final year as a prep...received honorable-mention all-state.

43 JOHN JOHNSON III

Safety // Boston College // West Hyattsville, Md.

Ht./Wt.: 6-0/209
NFL Exp.: 3rd (3rd Rams)
GP/GS, (Playoffs): 38/32, (4/4)
Birth Date: 12/19/1995
Acquired: D3B-2017 (No. 91)

TRANSACTIONS: Selected by the Rams in the third round (91st overall) of the 2017 NFL Draft (4/29/17).

PRO: Third-year pro, has played in all 38 regular season games (32 starts) and four postseason contests (four starts) for the Rams since being drafted in 2017...started 11 contests as a rookie... snared first-career interception in first-career start against Seattle (10/8/17) and returned it 69 yards.

2019 SEASON: Enters third professional year as a leader in Rams' defensive backfield... **at Atlanta (10/20):** Placed on injured reserve after sustaining a shoulder injury in Week 6 against San Francisco...**vs. San Francisco (10/13):** Recorded nine tackles (four solo) while playing 62 defensive snaps (79 percent)... **at Seattle (10/3):** Recorded five tackles (two solo)...played 66 defensive snaps (89 percent)...also played seven special teams snaps...**vs. Tampa Bay (9/29):** Started at safety and recorded 11 tackles (six solo)...played 73 defensive snaps (99 percent)... **at Cleveland (9/22):** Started at safety and played all 72 snaps defensively...recorded a team-high nine tackles...intercepted Browns QB Baker Mayfield in the final minute of the game to seal the win...second time in his career he tallied an interception in consecutive games...added one pass defensed...**vs. New Orleans (9/15):** Intercepted Saints QB Drew Brees on opening drive of the game...tallied six tackles (four solo)...one tackle for loss and one pass defended...played 63 snaps defensively (97 percent)...**at Carolina (9/8):** Recorded 11 tackles in start at safety (six solo)...added one tackle for loss...one of two players to play all 67 defensive snaps for L.A

2018 SEASON: Started all 16 regular season games and three postseason contests, including Super Bowl LIII...posted a career-high 119 tackles (82 solo), 11 passes defensed, four interceptions and one forced fumble...his 119 tackles were the second-most by a non-linebacker in the NFL this season...**at Oakland (9/10):** Started at safety...recorded nine tackles (six solo)...notched two passes defensed and one interception in the endzone to halt a scoring drive...**vs. Chargers (9/23):** Recorded four tackles (two solo) and forced his first career fumble...played all 52 defensive snaps...**vs. Minnesota (9/27):** Notched a team-high 11 tackles (six solo) and two pass deflections...played all 74 defensive snaps...**at Seattle (10/7):** Started at strong safety...tallied six tackles (three solo) and one quarterback hit...played all 60 defensive snaps... **at Denver (10/14):** Started at safety and saw action on special teams...recorded four tackles (two solo), one pass defensed, one quarterback hit and one interception...marked his second interception of 2018 and set a new season high...played all 66 defensive snaps...**at San Francisco (10/21):** Started at safety and saw action on special teams...notched two tackles (two solo) on defense, one pass defensed and one interception...**vs. Seattle (11/11):** Started at strong safety... compiled six tackles (four solo) on defense and one special teams tackle...**vs. Kansas City (11/19):** Started at strong safety and saw action on special teams...paced the team with 11 total tackles on defense (nine solo), including one for loss...played all 72 defensive snaps...**at Detroit (12/2):** Started at strong safety and saw action on special teams...posted a team-best 12 tackles (10 solo)...played all 72 defensive snaps...**at Chicago (12/9):** Started at strong safety... totaled six tackles (five solo) including one for loss, one pass defensed and one interception (fourth of season, fifth of career)... played 70-of-71 defensive snaps...**vs. Philadelphia (12/16):** Started at strong safety...played all 64 defensive snaps...led the team in total tackles (14) and solo tackles (11), both new single-game career-highs...added one pass defensed...eclipsed the 100-tackle mark for the first time in his career...**vs. San Francisco (12/30):** Started at strong safety...led the team with eight tackles (five solo)...added one pass defensed...**Divisional Round vs. Dallas (1/12/19):** Started at safety...shared the team lead with seven tackles (four solo)...played all 58 defensive snaps... **Championship Round at New Orleans (1/20/19):** Started at safety...notched four tackles (three solo), one pass defensed and first-career postseason interception...played all 67 defensive snaps...**Super Bowl LIII (2/3/19):** Started at safety...compiled seven tackles (five solo).

2017 SEASON: Played in all 16 games of the regular season with 11 starts and one postseason start...finished the regular season with 91 tackles, 11 passes defensed, one interception and one tackle for loss...**at San Francisco (9/21):** Saw action at defensive back and on special teams...recorded two special teams tackles... **vs. Seattle (10/8):** Started at safety first-career start and saw action on special teams...notched his first career interception and returned it 69 yards for the 10th longest interception return in Rams history...added six tackles on defense including two solo stops and 2 pass breakups...**at Jacksonville (10/15):** Started at safety and saw action on special teams...notched five tackles (three solo) and two passes defensed...**at Minnesota (11/19):** Started at safety and saw action on special teams...recorded 12 tackles (seven solo)...**vs. New Orleans (11/26):** Started at safety and saw action on special teams...recorded six solo tackles and two passes defensed...**at Arizona (12/3):** Started at safety and saw action on special teams...tallied eight tackles (six solo) and two passes defensed...**vs. Philadelphia (12/10):** Started at safety and saw action on special teams...recorded a team-leading 13 tackles (six solo) and two passes defensed...**at Seattle (12/17):** Started at safety and saw action on special teams...totaled a team-leading six tackles (two solo) and one pass defensed...**Wild Card vs. Atlanta (1/6/18):** Started at safety...totaled six tackles (four solo).

COLLEGE: Started all 13 games at free safety as a senior in 2016…served as a team captain...finished the season second on the Eagles with 77 tackles…led the team with three interceptions, racking up 47 return yards…notched 2.5 tackles for a loss, 1.0 sack, nine pass breakups, two fumbles recovered and one forced…tied for third in the ACC with three interception returns … part of a defense that ranked on eight top 10 lists, including ninth in total defense (314.2 yards/game), second in sacks (3.62 sacks/game) and 10th in turnovers gained (27)...notched a single-game high 12 tackles (12/26/16)...started all 12 games in 2015...played the first nine games at strong safety before starting the last three games at left corner back …totaled 63 tackles, three interceptions, two forced fumbles, three pass breakups and one blocked kick… member of the BC defense that ranked No. 1 nationally in total yards (254.3), and part of the Eagles' defensive backfield that was ranked fifth nationally in passing efficiency allowed (104.66)… played in eight games as a sophomore with two starts…recorded 25 tackles on the season, including 28 solo stops...saw action in 12 games at cornerback and on special teams as a freshman.

PERSONAL: Earned First Team all-County and Second Team All-State accolades…All-Gazette First-Team honoree…recorded 50 tackles, six tackles for loss, five interceptions and 13 pass break ups as a senior…named team captain as a senior…played for head coach Bryan Pierre…also played basketball and served as captain as a sophomore...enrolled as a communication major in the Morrissey College of Arts and Sciences…recipient of the Jay McGillis '93 Memorial Scholarship Fund in 2016…John and his older brother Travis are the children of Tanya and John Johnson.

JOHN JOHNSON III NFL STATISTICS

REGULAR SEASON

			Tackles						Interceptions				Fumbles		
Year	Team	G/S	Total	Solo	Asst.	Sacks	Yards	Int.	Yards	Long	TD	PD	FF	FR	Yards
2017	Los Angeles Rams	16/11	91	55	36	0.0	0.0	1	69	69	0	11	0	0	0
2018	Los Angeles Rams	16/16	119	82	37	0.0	0.0	4	46	35	0	11	1	0	0
2019	Los Angeles Rams	6/5	51	24	27	0.0	0.0	2	0	0	0	2	0	0	0
Totals		**38/32**	**261**	**161**	**100**	**0.0**	**0.0**	**7**	**115**	**69**	**0**	**23**	**1**	**0**	**0**

POSTSEASON

			Tackles						Interceptions				Fumbles		
Year	Team	G/S	Total	Solo	Asst.	Sacks	Yards	Int.	Yards	Long	TD	PD	FF	FR	Yards
2017	Los Angeles Rams	1/1	6	4	2	0.0	0.0	0	0	0	0	0	0	0	0
2018	Los Angeles Rams	3/3	18	12	6	0.0	0.0	1	0	0	0	1	0	0	0
Totals		**4/4**	**24**	**16**	**8**	**0.0**	**0.0**	**1**	**0**	**0**	**0**	**1**	**0**	**0**	**0**

Additional Career Statistics: Special Teams Tackles: 2018 (1); 2017 (5).

Regular Season Single Game Highs:
Total Tackles – 14, vs. Philadelphia (12/16/18)
Solo Tackles – 11, vs. Philadelphia (12/16/18)

Postseason Single Game Highs:
Total Tackles – 7, twice, last vs. New England (2/3/19, Super Bowl LIII)
Solo Tackles – 5, vs. New England (2/3/19, Super Bowl LIII)

JOHN JOHNSON III GAME-BY-GAME

2019 Los Angeles Rams

Game	W/L	P/S	T	S	A	Sk	Yds	Int	Yds	Lg	TD	PD	FF	FR	Yds
at CAR 9/8	W	1/1	11	6	5	0.0	0.0	0	0	0	0	0	0	0	0
NO 9/15	W	1/1	6	4	2	0.0	0.0	1	0	0	0	1	0	0	0
at Cle 9/22	W	1/1	9	2	7	0.0	0.0	1	0	0	0	1	0	0	0
TB 9/29	L	1/1	11	6	5	0.0	0.0	0	0	0	0	0	0	0	0
at Sea 10/3	L	1/0	5	2	3	0.0	0.0	0	0	0	0	0	0	0	0
SF 10/13	L	1/1	9	4	5	0.0	0.0	0	0	0	0	0	0	0	0
at Atl 10/20	W	Injured Reserve													
Cin 10/27															
at Pit 11/10															
Chi 11/17															
Bal 11/25															
at Ari 12/1															
Sea 12/8															
at Dal 12/15															
at SF TBD															
Ari 12/29															
Totals	**4-3**	**6/5**	**51**	**24**	**27**	**0.0**	**0.0**	**2**	**0**	**0**	**0**	**2**	**0**	**0**	**0**

2017 Los Angeles Rams

Game	W/L	P/S	T	S	A	Sk	Yds	Int	Yds	Lg	TD	PD	FF	FR	Yds
Ind 9/10	W	1/0	2	1	1	0.0	0.0	0	0	0	0	0	0	0	0
Was 9/17	L	1/0	0	0	0	0.0	0.0	0	0	0	0	0	0	0	0
at SF 9/21	W	1/0	0	0	0	0.0	0.0	0	0	0	0	0	0	0	0
at Dal 10/1	W	1/0	3	3	0	0.0	0.0	0	0	0	0	0	0	0	0
Sea 10/8	L	1/1	6	2	4	0.0	0.0	1	69	69	0	2	0	0	0
at Jax 10/15	W	1/1	5	3	2	0.0	0.0	0	0	0	0	2	0	0	0
Ari 10/22	W	1/1	6	4	2	0.0	0.0	0	0	0	0	0	0	0	0
at NYG 11/5	W	1/1	8	3	5	0.0	0.0	0	0	0	0	0	0	0	0
Hou 11/12	W	1/1	5	3	2	0.0	0.0	0	0	0	0	1	0	0	0
at Min 11/19	L	1/1	12	7	5	0.0	0.0	0	0	0	0	0	0	0	0
NO 11/26	W	1/1	6	6	0	0.0	0.0	0	0	0	0	0	0	0	0
at Ari 12/3	W	1/1	8	6	2	0.0	0.0	0	0	0	0	2	0	0	0
Phi 12/10	L	1/0	13	6	7	0.0	0.0	0	0	0	0	2	0	0	0
at Sea 12/17	W	1/1	6	2	4	0.0	0.0	0	0	0	0	1	0	0	0
at Ten 12/24	W	1/1	7	5	2	0.0	0.0	0	0	0	0	1	0	0	0
SF 12/31	L	1/1	4	4	0	0.0	0.0	0	0	0	0	0	0	0	0
Totals	**11-5**	**16/11**	**91**	**55**	**36**	**0.0**	**0.0**	**1**	**69**	**69**	**0**	**11**	**0**	**0**	**0**

2017 Postseason

Game	W/L	P/S	T	S	A	Sk	Yds	Int	Yds	Lg	TD	PD	FF	FR	Yds
Atl 1/6/18 *	L	1/1	6	4	2	0.0	0.0	0	0	0	0	0	0	0	0
Totals	**0-1**	**1/1**	**6**	**4**	**2**	**0.0**	**0.0**	**0**	**0**	**0**	**0**	**0**	**0**	**0**	**0**

* Denotes NFC Wild Card Game

2018 Los Angeles Rams

Game	W/L	P/S	T	S	A	Sk	Yds	Int	Yds	Lg	TD	PD	FF	FR	Yds
at Oak 9/10	W	1/1	9	6	3	0.0	0.0	1	0	0	0	2	0	0	0
Ari 9/16	W	1/1	7	6	1	0.0	0.0	0	0	0	0	1	0	0	0
LAC 9/23	W	1/1	4	2	2	0.0	0.0	0	0	0	0	0	1	0	0
Min 9/27	W	1/1	11	6	5	0.0	0.0	0	0	0	0	2	0	0	0
at Sea 10/7	W	1/1	6	3	3	0.0	0.0	0	0	0	0	0	0	0	0
at Den 10/14	W	1/1	4	2	2	0.0	0.0	1	0	0	0	1	0	0	0
at SF 10/21	W	1/1	2	2	0	0.0	0.0	1	11	11	0	1	0	0	0
GB 10/28	W	1/1	5	3	2	0.0	0.0	0	0	0	0	1	0	0	0
at NO 11/4	L	1/1	9	5	4	0.0	0.0	0	0	0	0	0	0	0	0
Sea 11/11	W	1/1	6	4	2	0.0	0.0	0	0	0	0	0	0	0	0
KC 11/19	W	1/1	11	9	2	0.0	0.0	0	0	0	0	0	0	0	0
at Det 12/2	W	1/1	12	10	2	0.0	0.0	0	0	0	0	0	0	0	0
at Chi 12/9	L	1/1	6	5	1	0.0	0.0	1	35	35	0	1	0	0	0
Phi 12/16	L	1/1	14	11	3	0.0	0.0	0	0	0	0	1	0	0	0
at Ari 12/23	W	1/1	5	3	2	0.0	0.0	0	0	0	0	0	0	0	0
SF 12/30	W	1/1	8	5	3	0.0	0.0	0	0	0	0	1	0	0	0
Totals	**13-3**	**16/16**	**119**	**82**	**37**	**0.0**	**0.0**	**4**	**46**	**35**	**0**	**11**	**1**	**0**	**0**

2018 Postseason

Game	W/L	P/S	T	S	A	Sk	Yds	Int	Yds	Lg	TD	PD	FF	FR	Yds
Dal 1/12/19 *	W	1/1	7	4	3	0.0	0.0	0	0	0	0	0	0	0	0
at NO 1/20/19 ^	W	1/1	4	3	1	0.0	0.0	1	0	0	0	1	0	0	0
NE 2/3/19 !	L	1/1	7	5	2	0.0	0.0	0	0	0	0	0	0	0	0
Totals	**2-1**	**3/3**	**18**	**12**	**6**	**0.0**	**0.0**	**1**	**0**	**0**	**0**	**1**	**0**	**0**	**0**

* Denotes NFC Divisional Playoff Game, ^ Denotes NFC Championship Game, ! Denotes Super Bowl LIII



59 MICAH KISER

Linebacker // Virginia // Baltimore, Md.

Ht./Wt.: 6-0/244
NFL Exp.: 2nd (2nd Rams)
GP/GS, (Playoffs): 16/0, (3/0)
Birth Date: 1/25/1995
Acquired: D5A-2018 (No. 147)

TRANSACTIONS: Selected by the Rams in the fifth round (147th overall) of the 2018 NFL Draft (4/28/18).

2018 SEASON: Appeared in all 16 regular season games and three postseason contests, including Super Bowl LIII...added four tackles on special teams during the regular season...**at Oakland (9/10):** Made his NFL debut and saw action on special teams...**vs. Arizona (9/16):** Saw significant action on special teams...recorded one special teams tackle...**at San Francisco (10/21):** Saw action on special teams...recorded one special teams tackle...**at New Orleans (11/4):** Saw action on special teams...tallied one solo special teams tackle...**vs. San Francisco (12/30):** Saw action on special teams...recorded one assisted tackle...**Divisional Round vs. Dallas (1/12/19):** Made postseason debut...saw significant action on special teams...recorded one special teams tackle... **Championship Round at New Orleans (1/20/19):** Saw action on special teams...notched two special teams tackles (one solo)... **Super Bowl LIII (2/3/19):** Saw significant action on special teams.

COLLEGE: Finished career ranked fifth all-time at Virginia with 411 career tackles...became just the second player in ACC history to lead the league in tackles in three straight seasons, joining Boston College's Luke Kuechly (2009-11)...[along with Quin Blanding (137) and Jordan Mack (114)] became one-of-two FBS programs (New Mexico State) and the only "Power 5" school to have a trio of players with at least 100 tackles in the same season...As a senior in 2017, named *Sporting News* All-American first-team, Walter Camp All-American Second-Team, *Football Writers Association of America* All-American second-team, *USA Today* All-American second-team, *Associated Press* All-American Third-Team, All-ACC First-Team, Campbell Trophy Winner (Academic Heisman), Butkus Award Semifinalist, Jason Witten Collegiate Man of the Year Semifinalist, Lott IMPACT Trophy Finalist, Bobby Bowden Award Finalist...started all 13 of UVA's 2017 games...led the ACC in tackles for the third year in a row...his 145 tackles rank No. 2 all-time at UVA on the single-season list...as a junior in 2016, named FWAA All-America Second-Team, All-ACC First-Team, Coaches All-ACC First-Team, CoSIDA Academic All-American Second-Team, ESPN.com All-ACC team, *Associated Press* All-ACC First-Team, semifinalist for the Butkus Award, semifinalist for the Lott IMPACT Trophy... started all 12 of UVA's games in 2016...led the ACC and finished third in the nation with 11.2 tackles per game...his 134 tackles tied with Wali Rainer for fourth-most single-season tackles in Virginia's program history...as a sophomore in 2015, named College Sports Madness All-American Third-Team, All-ACC First-Team, All-ACC Coaches Second-Team...started all 12 of UVA's games in 2015 as a sophomore...finished the regular season first in the ACC and 17th in the nation with 117 tackles...registered double-digit tackles in seven of UVA's 12 games...led UVA with 82 tackles on rushing plays...as a redshirt freshman in 2014, appeared in all 12 of Virginia's games...saw most of his time on special teams...finished season with 15 defensive tackles and a team-leading nine special teams tackles...made collegiate debut against No. 7 UCLA in the season opener.

PERSONAL: A linebacker and tight end at the Gilman School for Head Coach Biff Poggi...a three-year letterwinner and a three-time All-Maryland Interscholastic Athletic Association Conference honoree...two-time Maryland Consensus All-State first-team defense...two-time All-Metro first-team...was the 2012 All-Metro Defensive Player of the Year...Baltimore Sun`s Defensive Co-Player of the Year...helped Gilman to a MIAA A Conference title defense...served as team captain as a senior and helped lead Gilman to a No. 19 ranking in the *USA Today* Super 25 high school team rankings...a 2011 MaxPreps Air Force Junior All-American second-team linebacker...also played lacrosse at Gilman in 2011... volunteered with Ronald McDonald House Charities and the Agape House...son of Michael and Donna Kiser...has a younger brother, Jordan.

MICAH KISER NFL STATISTICS

REGULAR SEASON

			Tackles					Interceptions					Fumbles		
Year	Team	G/S	Total	Solo	Asst.	Sacks	Yards	Int.	Yards	Long	TD	PD	FF	FR	Yards
2018	Los Angeles Rams	16/0	0	0	0	0.0	0.0	0	0	0	0	0	0	0	0
Total		**16/0**	**0**	**0**	**0**	**0.0**	**0.0**	**0**	**0**	**0**	**0**	**0**	**0**	**0**	**0**

POSTSEASON

			Tackles					Interceptions					Fumbles		
Year	Team	G/S	Total	Solo	Asst.	Sacks	Yards	Int.	Yards	Long	TD	PD	FF	FR	Yards
2018	Los Angeles Rams	3/0	0	0	0	0.0	0.0	0	0	0	0	0	0	0	0
Totals		**3/0**	**0**	**0**	**0**	**0.0**	**0.0**	**0**	**0**	**0**	**0**	**0**	**0**	**0**	**0**

Additional Career Statistics: Special teams tackles: Rams 2018 (4); Postseason: 2018 (3).

MICAH KISER GAME-BY-GAME

2018 Los Angeles Rams

Game	W/L	P/S	T	S	A	Sk	Yds	Int	Yds	Lg	TD	PD	FF	FR	Yds
at Oak 9/10	W	1/0	0	0	0	0.0	0.0	0	0	0	0	0	0	0	0
Ari 9/16	W	1/0	0	0	0	0.0	0.0	0	0	0	0	0	0	0	0
LAC 9/23	W	1/0	0	0	0	0.0	0.0	0	0	0	0	0	0	0	0
Min 9/27	W	1/0	0	0	0	0.0	0.0	0	0	0	0	0	0	0	0
at Sea 10/7	W	1/0	0	0	0	0.0	0.0	0	0	0	0	0	0	0	0
at Den 10/14	W	1/0	0	0	0	0.0	0.0	0	0	0	0	0	0	0	0
at SF 10/21	W	1/0	0	0	0	0.0	0.0	0	0	0	0	0	0	0	0
GB 10/28	W	1/0	0	0	0	0.0	0.0	0	0	0	0	0	0	0	0
at NO 11/4	L	1/0	0	0	0	0.0	0.0	0	0	0	0	0	0	0	0
Sea 11/11	W	1/0	0	0	0	0.0	0.0	0	0	0	0	0	0	0	0
KC 11/19	W	1/0	0	0	0	0.0	0.0	0	0	0	0	0	0	0	0
at Det 12/2	W	1/0	0	0	0	0.0	0.0	0	0	0	0	0	0	0	0
at Chi 12/9	L	1/0	0	0	0	0.0	0.0	0	0	0	0	0	0	0	0
Phi 12/16	L	1/0	0	0	0	0.0	0.0	0	0	0	0	0	0	0	0
at Ari 12/23	W	1/0	0	0	0	0.0	0.0	0	0	0	0	0	0	0	0
SF 12/30	W	1/0	0	0	0	0.0	0.0	0	0	0	0	0	0	0	0
Totals	**13-3**	**16/0**	**0**	**0**	**0**	**0.0**	**0.0**	**0**	**0**	**0**	**0**	**0**	**0**	**0**	**0**

2018 Postseason

Game	W/L	P/S	T	S	A	Sk	Yds	Int	Yds	Lg	TD	PD	FF	FR	Yds
Dal 1/12/19 *	W	1/0	0	0	0	0.0	0.0	0	0	0	0	0	0	0	0
at NO 1/20/19 ^	W	1/0	0	0	0	0.0	0.0	0	0	0	0	0	0	0	0
NE 2/3/19 !	L	1/0	7	4	3	0.0	0.0	0	0	0	0	0	0	0	0
Totals	**2-1**	**3/0**	**0**	**0**	**0**	**0.0**	**0.0**	**0**	**0**	**0**	**0**	**0**	**0**	**0**	**0**

* Denotes NFC Divisional Playoff Game, ^ Denotes NFC Championship Game, ! Denotes Super Bowl LIII

53 JUSTIN LAWLER

Defensive Line // SMU // Pottsboro, Texas

Ht./Wt.: 6-4/265
NFL Exp.: 2nd (2nd Rams)
GP/GS, (Playoffs): 16/0, (3/0)
Birth Date: 12/23/1994
Acquired: D7B-2018 (No. 244)

TRANSACTIONS: Selected by the Rams in the seventh round (244th overall) of the 2018 NFL Draft (4/28/18).

2018 SEASON: Appeared in all 16 regular season games and three postseason contests, including Super Bowl LIII...tallied four tackles (three solo) during the regular season...added two special teams tackles...**at Oakland (9/10):** Made his NFL debut..saw action on defense and special teams...recorded one tackle for loss...**at Denver (10/14):** Saw action at linebacker and on special teams...notched one tackle on defense...**vs. Green Bay (10/28):** Saw action on special teams...recorded one special teams tackle...**vs. Philadelphia (12/16):** Saw action on special teams... registered one tackle on special teams...**vs. San Francisco (12/30):** Saw action on defense and special teams...notched two total tackles (one solo) on defense...**Divisional Round vs. Dallas (1/12/19):** Made postseason debut...saw action on special teams...**Championship Round at New Orleans (1/20/19):** Saw action on special teams...**Super Bowl LIII (2/3/19):** Saw action on defense and special teams.

COLLEGE: As a senior in 2017, started all 13 games for the Mustangs...tied for the national lead with three blocked kicks... was second on the team with 74 tackles (42 solo stops)...had 15.5 tackles for loss, 9.5 sacks and 10 quarterback hurries (all team highs)...registered 4.0 sacks against UConn, tied for most in a game at SMU...ranked sixth nationally in sacks per game (0.73)...finished 13th among active FBS players in sacks (20.5)… moved up to a tie for second on SMU's all-time list with 20.5 career sacks…his 9.5 sacks in 2017 placed him tied for fifth in a season at SMU…finished his career in the top 15 among active leaders for assisted sacks (ninth), sack yards (11th), tackles for loss yards (11th), total tackles for loss (12th), total sacks (13th) and solo sacks (14th)...in 2016, as a junior, started all 12 games at defensive end…named First-Team All-American Athletic Conference, becoming the first Mustang defensive lineman since 2012 to be named first-team all-conference… anchored the Mustang defense finishing fifth in the AAC in tackles for loss (15) and tied for sixth in sacks (6.0)…ranked second on the team with 65 tackles...started all 12 games at defensive end in 2015 as a sophomore...posted a team-high 64 tackles and nine tackles for loss...recorded 5.0 sacks, two QB hurries and a forced fumble...blocked a field goal that was returned for a touchdown... as a redshirt freshman in 2014, played in all 12 games...made 23 tackles (12 solo)...added two QBHs...appeared in some goal-line offensive sets, catching a two-point conversion at Tulsa and hauling in a three-yard touchdown reception against USF... redshirted as a true freshman in 2013.

PERSONAL: A two-time District MVP...named First-Team 2A All-State selection and the All-State Defensive MVP (*Associated Press*)...earned additional letters in basketball, baseball, powerlifting and track.

JUSTIN LAWLER NFL STATISTICS

REGULAR SEASON

			Tackles					Interceptions					Fumbles		
Year	Team	G/S	Total	Solo	Asst.	Sacks	Yards	Int.	Yards	Long	TD	PD	FF	FR	Yards
2018	Los Angeles Rams	16/0	4	3	1	0.0	0.0	0	0	0	0	0	0	0	0
Totals		**16/0**	**4**	**3**	**1**	**0.0**	**0.0**	**0**	**0**	**0**	**0**	**0**	**0**	**0**	**0**

POSTSEASON

			Tackles					Interceptions					Fumbles		
Year	Team	G/S	Total	Solo	Asst.	Sacks	Yards	Int.	Yards	Long	TD	PD	FF	FR	Yards
2018	Los Angeles Rams	3/0	0	0	0	0.0	0.0	0	0	0	0	0	0	0	0
Totals		**3/0**	**0**	**0**	**0**	**0.0**	**0.0**	**0**	**0**	**0**	**0**	**0**	**0**	**0**	**0**

Additional Career Statistics: Special teams tackles: Rams 2018 (2).

70 JOSEPH NOTEBOOM

Tackle // TCU // Plano, Texas

Ht./Wt.: 6-5/321
NFL Exp.: 2nd (2nd Rams)
GP/GS: 22/6, (Playoffs): (3/0)
Birth Date: 6/19/1995
Acquired: D3-2018 (No. 89)

TRANSACTIONS: Selected by the Rams in the third round (89th overall) of the 2018 NFL Draft (4/27/18).

PRO: Second-year pro, has appeared in 22 regular season games with six starts...appeared in all 16 regular season and three postseason games as a rookie in 2018...earned his first career start at left guard in 2019 season opener at Carolina (9/8/19).

2019 SEASON: Returning for his second year with the Rams... **vs. San Francisco (10/13):** Appeared in 10 offensive snaps (19 percent...**at Seattle (10/3):** Appeared in all 67 snaps on offense... helped block for QB Jared Goff to throw for 395 yards with no sacks allowed...**vs. Tampa Bay (9/29):** Appeared in every offensive snap...Provided protection to help the offense gain 547 total yards..**at Cleveland (9/22):** Appeared in all offensive snaps and five (21 percent) special teams snaps...contributed to an offensive line that helped gain 345 total offensive yards...**vs. New Orleans (9/15):** Appeared in every offensive play and five special teams plays...**at Carolina (9/8):** Started at left guard...played in all 77 offensive snaps...guided the offense to gain 352 total yards.

2018 SEASON: Contributed heavily on special teams and also filled in for the offensive line as a rookie behind veterans Rodger Saffold III and Andrew Whitworth...**at Oakland (9/10):** Made NFL debut...appeared in nine special teams plays...**vs. Chargers (9/23):** Appeared in three offensive plays and six special teams plays...**vs. Minnesota (9/27):** Played in seven special teams plays...**at Seattle (10/7):** Played in six special teams plays... **at Denver (10/14):** Appeared in five offensive plays and six special teams plays...**at San Francisco (10/21):** Played in 10 offensive snaps and seven special teams plays...**at New Orleans (11/4):** Appeared in seven special teams plays...**vs. Kansas City (11/19):** Appeared in nine special teams plays...**at Detroit (12/2):** Appeared in six special teams plays...**at Chicago (12/9):** Appeared in five offensive plays and three special teams plays... **at Arizona (12/23):** Appeared in eight offensive plays and six special teams plays...**vs. San Francisco (12/30):** Appeared in a career-high 47 offensive plays and eight special teams plays... filled in at left tackle for an injured Andrew Whitworth...was a part of five offensive scoring drives...**Divisional Round vs. Dallas (1/12/19):** Made postseason debut...appeared in seven special teams plays...**Championship Round at New Orleans (1/20/19):** Appeared in seven special teams plays...**Super Bowl LIII (2/3/19):** Appeared in two special teams plays.

COLLEGE: Received Honorable Mention All-Big 12 as a senior in 2017…started all 14 games at left tackle in his final year at TCU… closed his career with 40 consecutive starts, representing every game over his final three seasons…became a four-time Academic All-Big 12 honoree with his first-team recognition…selected to play in the Reese's Senior Bowl and invited to the NFL Combine… started all 13 games at left tackle as a junior in 2016...named Second-Team Academic All-Big 12…as a sophomore in 2015, started all 13 games for TCU on the offensive line...received Second-Team All-Academic Big 12 honors...part of offensive line that allowed TCU to produce a 1,000-yard rusher and 1,000-yard receiver in the same season for just the second time in program history…played all 13 games as a redshirt freshman in 2014… named First-Team Academic All-Big 12...redshirted in his first season on campus in 2013.

PERSONAL: Attended Plano High School where he was a First-Team District 10-5A selection as a senior...named to the *Associated Press* Class 5A honorable mention all-state as a senior.

Noteboom's Career Games/Starts:

Year	Teams	GP/GS
2019	Los Angeles Rams	6/6
2018	Los Angeles Rams	16/0
	Postseason	*3/0*
Totals		**22/6**
Postseason		***3/0***